

WHERE ALL OF OPHTHALMOLOGY MEETS™

LAS VEGAS

Learn
Network
Products



DISCOVER



Trends
Connect
Skills

AAO® 2015

MEETING GUIDE AND FLOOR PLAN

AAO 2015

November 14-17

Subspecialty Day

November 13-14

AAOE Program

November 14-17

www.aao.org/2015

 #aao2015

The American Academy of Ophthalmology is accredited by the Accreditation Council for Continuing Medical Education to provide continuing medical education for physicians.

 **AMERICAN ACADEMY®
OF OPHTHALMOLOGY**
The Eye M.D. Association

The moment you get the full picture
to make the best decisions for your patients.
The NEW IOLMaster 700 from ZEISS



// CERTAINTY
MADE BY ZEISS

With
SWEPT Source
Biometry

Next generation biometry from ZEISS

Introducing the first SWEPT Source OCT Biometry® device from ZEISS.

- Detect unusual eye geometries
- Detect poor fixation
- Visually verify your measurement

Experience the NEW IOLMaster® 700 at Booth #2621.



Visit www.zeiss.com/iolmaster700





Contents

General Information

Meeting Directory	2
Meeting Information	4
Shuttle Schedule	10
Hotel Map	12
Hotel List	13
Onsite Registration Hours and Fees	14
Policies	18
CME & CE Credit	21
Future Meeting Dates and Locations	24

Subspecialty Day

Cornea	25
Glaucoma	27
Neuro-Ophthalmology	30
Pediatric Ophthalmology	32
Refractive Surgery	34
Refractive Surgery E-Posters	37
Retina	40

Programs-by-Day

Programs-by-Day	45
AAO 2015 Virtual Meeting	64

Program Highlights

Opening Session	65
Breakfast With the Experts	67
Skills Transfer Programs-by-Day	72
Skills Transfer Program	75
Spotlight/Symposia	81
Academy Café	85
Learning Lounge	86
Technology Pavilion	90
Special Meetings & Events	94

Papers, Posters, Videos

Original Papers	97
Scientific Posters	103
Video Program	126

Practice Management/AAOE Program

Program Highlights	129
AAOE General Session	130
AAOE Coding Sessions	131
Practice Management Master Classes	132
AAOE Programs-by-Day	134
Networking, Roundtables & Reception	138
AAOE at the Academy Resource Center	140

Exhibition

Exhibition Information	141
Informational Posters	142
Celebrating 25 Years	144
Exhibitor List	145
Floor Plan	152

Meeting Directory

All rooms are in the Sands Expo/Venetian, unless otherwise indicated. Registration is located on Level 1, Hall G. Exhibition is located on Level 2, Halls ABC.

AAO Meetings On Demand (Subspecialty Day and AAO 2015 content)	Academy Resource Center, Hall B, Booth 2632 and Level 2 Lobby
AAOE Coding Sessions (Saturday)	Lido 3001
AAOE Practice Management and Coding Center, ICD-10-CM, Conversations With the Experts	Academy Resource Center, Hall B, Booth 2632
AAOE Member Lounge	Level 1
Academy Café	San Polo 3401
Academy Resource Center	Hall B, Booth 2632
Bags and Programs	Level 1, Hall G
Breakfast With the Experts	Level 1, Hall G
Business Center	Level 1 Lobby
Chicago 2016	Level 2 Lobby
CME Reporting/Proof-of-Attendance	Academy Resource Center, Hall B, Booth 2632 and Level 2 Lobby
Coat and Bag Check	Level 1 Lobby
Electronic Office, The – IHE Eye Care	Hall C, Booth 4472
Evaluation Help Desk	Ticket Sales, Level 1, Hall G
Executive Office	Room 302
Exhibitor Locator Booth	Hall B, Booth 2612
Exhibitor Lounge (Wi-Fi available)	Hall A, Booth 972
Exhibitor Registration	Level 1, Hall G
Exhibitor Service Center/Exhibitions Office	Level 2, Hall A
First Aid	Level 1, across from 401
Foundation of the American Academy of Ophthalmology (FAAO)	Academy Resource Center, Hall B, Booth 2632
Global Alliances Office	Room 305
Hotel Assistance	Level 2 Lobby
Informational Exhibits & Posters	Level 2, Hall A
International Lounge	Level 2
International Society of Refractive Surgery (ISRS)	Academy Resource Center, Hall B, Booth 2632
Internet Access and Email	Rest Stop, Hall A, Booths 165 and 1172
Learning Lounge	Hall A, Booth 221
Lost and Found	Meetings Office, 202
Meeting Information	Level 1 Lobby and Level 2
Meetings Office	Room 202
Mobile Device Charging	Rest Stop, Hall A, Booth 1172
Mobile Meeting Guide Assistance	Tech Bar at Rest Stop, Hall A, Booth 1172
Mobile Meeting Guide Download	www.aao.org/mobile
Museum of Vision®	Hall B, Booth 3436
New Exhibitor Pavilion	Halls ABC

Newsroom and Press Briefing Room	Room 308
OMIC - Ophthalmic Mutual Insurance Company	Hall B, Booth 3432
Ophthalmology Job Center	Room 306
OPHTHPAC/Surgical Scope	Level 2 Lobby and Level 2
Overflow Area	Level 2 Lobby
Proof-of-Attendance/CME Reporting	Academy Resource Center, Hall B, Booth 2632 and Level 2 Lobby
Registration	Level 1, Hall G
Rest Stop	Hall A, Booths 165 and 1172
Internet Access and Email	
Mobile Device Charging	
Seated Massage	
Tech Bar	
Wi-Fi Access	
Restaurant Reservations	Level 2 Lobby
Ribbons	Bags & Programs, Level 1, Hall G
Scientific Posters	Level 1, Hall G
Scientific Poster Tours	Meeting Point, Level 1, Hall G
Scientific Posters Online/Videos on Demand	Level 1, Hall G and Level 2
Seated Massage Stations	Rest Stop, Hall A, Booth 1172
Senior Ophthalmologist (SO) Lounge	Room 103
Shuttle Bus Drop-off and Pick-up	Level 1
Speaker Ready Room	Titian 2302
Subspecialty Day Meetings	Venetian Ballroom EF Level 2, Hall D Venetian Ballroom IJ Venetian Ballroom GH Venetian Ballroom EF Level 2 Palazzo Ballroom Level 1, Hall G
Cornea	
Glaucoma	
Neuro-Ophthalmology	
Pediatric Ophthalmology	
Refractive Surgery	
Refractive Surgery E-Posters	
Retina	
Retina Exhibits (Friday Only)	
Tech Bar	Rest Stop, Hall A, 1172
Technology Pavilion	Hall C, Booth 4768
Ticket Sales	Level 1, Hall G
Tour Departures	Level 1
Videos on Demand/Scientific Posters Online	Level 1, Hall G and Level 2
Volunteer Lounge	Titian 2301
Wi-Fi Access	Rest Stops, Hall A, Booths 165 and 1172
Young Ophthalmologist (YO) Lounge	Room 102

Meeting Information

All rooms are in the Sands Expo/Venetian, unless otherwise indicated. Registration is located on Level 1, Hall G. Exhibition is located on Level 2, Halls ABC.

AAO Meetings on Demand

Academy Resource Center, Hall B, Booth 2632

Saturday - Monday: 9:00 AM - 5:00 PM

Tuesday: 9:00 AM - 1:00 PM

Level 2 Lobby

Friday - Tuesday: 7:00 AM - 6:00 PM

AAOE Member Lounge

Level 1

Saturday: 9:00 AM - 4:00 PM

Sunday: 9:00 AM - 5:00 PM

Monday: 8:00 AM - 5:00 PM

Tuesday: 8:00 AM - 3:00 PM

AAOE members can relax between courses; enjoy refreshments and network with peers and consultants.

Academy Plus Course Pass

Registration, Level 1, Hall G, or

Ticket Sales, Level 1, Hall G

Academy Plus offers maximum convenience and flexibility, with unlimited access to more than 350 Academy and AAOE instruction courses. Individual tickets are not sold for these courses.

Academy Plus does not cover the following events, which require an individual ticket to attend:

- AAOE Coding Sessions
- AAOE Practice Management Master Classes
- Breakfast With the Experts
- Skills Transfer labs
- Subspecialty Day meetings
- Ticketed special events

NOTE: To comply with fire marshal regulations, seating capacities are limited. Popular courses may fill up quickly. Seating is available on a first-come basis so please plan accordingly.

Academy Resource Center

Hall B, Booth 2632

Saturday - Monday: 9:00 AM - 5:00 PM

Tuesday: 9:00 AM - 1:00 PM

Find the latest information and resources from the

Academy, AAOE/practice management, advocacy and the Foundation of the American Academy of Ophthalmology.

- Sample and purchase products.
- Join or pay dues for the Academy, ISRS and AAOE.
- Report your CME.
- Use the Resource Router to email booth handouts or to contact a staff member.

Airport Shuttle

<http://groups.supershuttle.com/americanacademyofophthalmology2015discount.html>

SuperShuttle provides shared-ride shuttle service between the airport, hotels and Sands Expo/Venetian.

- Use the code PYCJK for a 10% discount.
- Shuttles depart McCarran International Airport from the SuperShuttle booth. In Terminal 1, exit door 11 from the Baggage Claim area, located behind Starbucks, and proceed to the right. In Terminal 3, exit door 53.
- Return to the airport from the Sands Expo/Venetian by scheduling a pick-up in advance.

Bags & Programs

Level 1, Hall G

Thursday: 4:00 - 6:00 PM

Friday - Monday: 7:00 AM - 5:00 PM

Tuesday: 7:00 AM - 1:00 PM

Turn in your *Final Program* Exchange Voucher to collect your AAO 2015 bag and *Final Program*.

CME Reporting/Proof-of-Attendance Terminals

Academy Resource Center, Hall B, Booth 2632

Saturday - Monday: 9:00 AM - 5:00 PM

Tuesday: 9:00 AM - 1:00 PM

Level 2 Lobby

Friday: 10:00 AM - 6:00 PM

Saturday - Tuesday: 7:00 AM - 6:00 PM

See page 21 for additional information about CME and credit reporting.

Coat & Bag Check

Level 1 Lobby

Friday - Tuesday: 7:00 AM - 6:00 PM
\$3 per item.

Electronic Office, The – IHE Eye Care

Hall C, Booth 4472

Saturday - Monday: 9:00 AM - 5:00 PM
Tuesday: 9:00 AM - 1:00 PM

Learn about available incentives for demonstrating meaningful use and interoperability with EHR systems. Experience how integrating your EHR systems and imaging devices can improve efficiency and accuracy in your practice.

Exhibition

Level 2, Halls ABC

Saturday - Monday: 9:00 AM - 5:00 PM
Tuesday: 9:00 AM - 1:00 PM

See page 8 for Virtual Exhibition.

See page 141 for exhibition information and exhibitor list.

Exhibitor Locator Booth

Hall B, Booth 2612

Saturday - Monday: 9:00 AM - 5:00 PM
Tuesday: 9:00 AM - 1:00 PM

Staff members can help you search for exhibitors by booth, company name, product categories, medical subspecialties, common equipment terms and basic ophthalmic conditions.

Evaluations

Get your badge scanned at each AAO 2015 course and session you attend to receive an email at the end of the day with a link to that course/session's evaluation.

- Scanning is voluntary. If you did not get scanned, go to the Evaluation Help Desk located at the Ticket Sales area, Level 1, Hall G.
- You do not need to scan your badge at Subspecialty Day meetings, AAOE coding sessions or at any ticketed event.
- Fill out evaluations online using the Mobile Meeting Guide, www.aao.org/mobile.
- Search for the course/session you attended then select the 'Evaluation' button.

NOTE: Scanning your badge does not automatically

grant CME. You will still need to record your own educational activities at a designated CME Reporting station or online after the meeting. You should claim only the credit commensurate with the extent of your participation in the activity.

EyeNet

Academy Resource Center, Hall B, Booth 2632

Pick up editions of EyeNet's Academy News at the Resource Center and various other locations in the convention center. During the meeting check your email for Academy Live – a daily clinical e-newsletter with highlights from AAO 2015 and Subspecialty Day sessions.

Handouts

www.aao.org/mobile

Use the Mobile Meeting Guide to search for a course then download the handout.

Hotel Assistance

Level 2 Lobby

Thursday: 1:00 - 6:00 PM
Friday - Monday: 9:00 AM - 5:00 PM
Tuesday: 9:00 AM - 12:00 PM

Get answers to your questions regarding hotel reservations made through Expovision.

You can also contact them by phone: 866.774.0487 (toll free within U.S.), +1 703.770.3908 (outside U.S.), by fax: +1 703.205.0235 or by email: aao-housing@expovision.com.

International Lounge

Level 2

Saturday - Monday: 8:00 AM - 5:30 PM
Tuesday: 8:00 AM - 3:00 PM

International attendees are encouraged to relax, chat with colleagues, find a Spanish/Portuguese interpreter, obtain meeting and Academy information, access the Internet and enjoy light complimentary refreshments. Admittance is by attendee badge.

Mobile Device Charging

Rest Stop, Hall A, Booth 1172

Mobile Meeting Guide

www.aao.org/mobile

- Browse the program,
- View abstracts, posters and videos,
- Add sessions and events to your personal calendar,
- View handouts,
- Complete course evaluations,
- Vote for the Fan Favorite Video, and
- Access enhanced tools to communicate with other attendees and session presenters.

For download assistance onsite, visit the Tech Bar at the Rest Stop, Hall A, Booth 1172.

Supported by ZEISS

Museum of Vision®

Hall B, Booth 3436

Saturday - Monday: 9:00 AM - 5:00 PM

Tuesday: 9:00 AM - 1:00 PM

Great Insights and Great Thinkers in Ophthalmology: Discover the ophthalmologists whose work led to seminal turning points in therapy or surgery such as the discovery of topical anesthesia, the invention of the IOL and more!

Newsroom and Press Briefing Room

Room 308

Media badges are distributed in the newsroom where registered media can access press kits, press briefings, special meeting information/updates, workspace and Academy media relations staff who will arrange interviews. Direct questions to: media@aao.org or +1 415.561.8534.

OMIC - Ophthalmic Mutual Insurance Company

Hall B, Booth 3432

Saturday - Monday: 9:00 AM - 5:00 PM

Tuesday: 9:00 AM - 1:00 PM

Consult with insurance planning and risk management experts from the nation's largest insurer of ophthalmologists. Information is also available on other Academy sponsored business, life and health insurance policies specially designed for ophthalmologists.

Ophthalmology Job Center

Room 306

Saturday - Monday: 9:00 AM - 5:00 PM

Tuesday: 9:00 AM - 3:00 PM

Two ways to reserve private spaces for interviews and meetings:

- Contact Janine Barth, jbarth@aao.org, prior to AAO 2015, or
- During the meeting stop by room 306.

First come, first served. Online employment listings for ophthalmologists and ophthalmic staff are updated daily and the service is free to job seekers.

Ophthalmology Journal

Hall B, Booth 1817

The Academy's journal, Ophthalmology, maintains the right of first refusal for all manuscripts based on AAO 2015 presentations (both podium and poster). Anyone who wishes to publish a paper based upon his or her presentation must first submit the manuscript to Ophthalmology. Email exception requests to aaojournal@aao.org. Authors may submit meeting papers to the journal online: www.ees.elsevier.com/ophtha.

Parking

Public parking is available for free at The Venetian/Palazzo. Both garages are in close proximity and walking distance to meeting events.

Registration

Attendees and Exhibitors

Level 1, Hall G

See page 14 for registration hours of operation and fee information.

Related Group Meetings

List available:

- www.aao.org/mobile and
- www.aao.org/2015.

Rest Stops

Reconnect. Refuel. Relax. Recharge.

Saturday - Monday: 9:00 AM - 5:00 PM

Tuesday: 9:00 AM - 1:00 PM

Hall A, Booth 165

Take a break, meet colleagues, enjoy a complimentary seated massage, access free Wi-Fi or use a computer to access the Internet.

Hall A, Booth 1172

In addition, recharge your mobile device and get computer assistance at the Tech Bar.

Scientific Posters Online/Videos on Demand

Level 1, Hall G

Saturday: 9:00 AM - 5:00 PM

Sunday & Monday: 7:00 AM - 5:00 PM

Tuesday: 7:00 AM - 1:00 PM

Level 2

Friday - Tuesday: 7:00 AM - 5:30 PM

Explore AAO 2015 and Refractive Surgery Sub-specialty Day posters, as well as watch surgical videos.

You can also view posters and videos during the meeting through the Mobile Meeting Guide:

www.ao.org/mobile.

Senior Ophthalmologist (SO) Lounge

Room 103

Saturday - Monday: 8:00 AM - 5:30 PM

Tuesday: 8:00 AM - 3:00 PM

The SO Lounge is for Academy members 60 years of age and over who want to take a break, access computers, the Internet and enjoy light refreshments. SO ribbon needed for admission.

Shuttle Bus

Level 1

See page 10 for additional information and schedule.

Speaker Ready Room

Titian 2302

Thursday: 1:00 - 5:00 PM

Friday & Saturday: 7:00 AM - 6:00 PM

Sunday - Tuesday: 7:30 AM - 6:00 PM

Scientific Session Presenters

- Beginning Oct. 13, submit your presentations online to the Speaker Ready Room.
- Onsite, submit presentations as early as 24 hours, but no later than 4 hours, in advance of your scheduled presentation time.
- Presenters with early morning sessions should submit their materials by 4:00 PM the preceding day.

Course Instructors

- Do not submit your presentations in advance.
- Preview your presentation and test embedded videos at the Speaker Ready Room.
- Each course room is equipped with a desktop PC.

Commercial Free Zone

To comply with the Accreditation Council for Continuing Medical Education (ACCME®) guidelines as well as create an environment free of perceived commercial bias and financial interest, representatives from commercial companies are not allowed in the Speaker Ready Room.

Taxis

Level 1

For those taking a taxi to the meeting, ask your driver to drop you at Sands Expo, 201 Sands Avenue.

- Not all taxis accept credit card payments. Notify the attendant or driver if you plan to use a credit card.
- There is a \$2.00 charge on all fares originating at the airport.
- The maximum number of passengers allowed in any taxi is five, including infants and children.
- Fares can vary dramatically depending on route taken, destination, traffic, and day of week.

Tech Bar

Rest Stop, Hall A, 1172

Saturday - Monday: 9:00 AM - 5:00 PM

Tuesday: 9:00 AM - 1:00 PM

Have technology related questions? Drop by the Tech Bar to learn how to get the most out of the Mobile Meeting Guide, receive advice and troubleshoot problems from knowledgeable IT staff.

Tour Program

Tour Departures, Level 1

Tours are open to all registered AAO 2015 attendees, their spouses and guests.

Purchase available tour tickets at Ticket Sales, Level 1, Hall G beginning Thursday, Nov. 12. See page 14 for hours of operation and registration information.

Virtual Exhibition

www.aao.org/virtualexhibition

Review exhibitors by company name, booth number, product categories, medical specialties, common equipment terms and basic ophthalmic conditions. Create a My Expo account, tag the exhibitors you plan to visit and print a personalized list.

Onsite, visit the Exhibitor Locator, Hall B, Booth 2612 where friendly Academy staff can help you navigate the Virtual Exhibition.

Virtual Meeting

www.aao.org/virtual-meeting

The Virtual Meeting streams content from AAO 2015 and Subspecialty Day live. View presentations as well as share comments online with colleagues.

NOTE: The AAO 2015 Virtual Meeting is not eligible for CME credit.

Volunteer Lounge

Titian 2301

Saturday - Monday: 8:00 AM - 5:30 PM

Tuesday: 8:00 AM - 3:00 PM

Academy volunteers can visit the Volunteer Lounge to relax, enjoy complimentary refreshments, access meeting information and the Internet. Academy volunteers include:

- Members of the Board of Trustees,
- AAO 2015 program participants,
- Subspecialty Day meeting faculty,
- Council representatives, and
- Committee members.

Wi-Fi

Meeting attendees can access Wi-Fi in the following locations:

- Course rooms
- Lobby areas
- Rest Stops, Hall A, Booths 165 and 1172
- Breakfast With the Experts area, Level 1, Hall G

Young Ophthalmologist (YO) Lounge Room 102

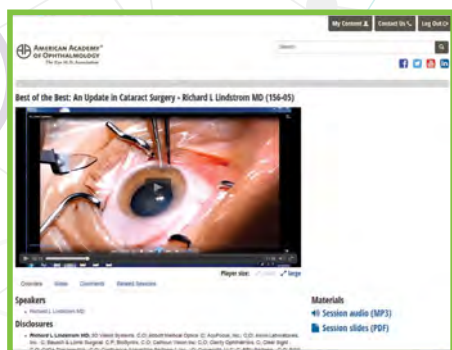
Saturday - Monday: 8:00 AM - 5:30 PM

Tuesday: 8:00 AM - 3:00 PM

The YO Lounge is for Academy members in training and members in their first five years of practice who want to access Wi-Fi, meeting information and enjoy light refreshments. YO ribbon needed for admission.

AAO Meetings n Demand

See what you missed at AAO 2015



It's impossible to attend every session at the Academy's annual meeting and Subspecialty Day. See what you missed or watch your favorite presentations again with AAO 2015 Meetings on Demand.

Watch full-motion videos of the six Subspecialty Day meetings and highlights from AAO 2015 – on your own schedule, from any location, and on your PC, Mac or mobile device.*

AAO 2015 Plus All Subspecialties on Demand

Save when you buy the complete package: Content from all six Subspecialty Day meetings plus highlights from AAO 2015.

\$450 member / \$555 nonmember

Individual Subspecialty Meetings on Demand

Choose just the Subspecialty Day meetings you're most interested in – Cornea, Glaucoma, Neuro-Ophthalmology, Pediatric, Refractive Surgery or Retina.

\$135 member / \$240 nonmember

www.aao.org/store

SAVE 10%

When you purchase this product during AAO 2015: Academy Resource Center, Hall B, Booth 2632; or Level 2 Lobby (credit cards only)

* This product is online only (no thumb drive). Internet access is required. Presentations will be available starting Nov. 15, 2015. Access to this product is available through December, 2016.

Shuttle Schedule

Shuttle bus service will operate during AAO 2015 according to the schedule below. Times of operation and boarding locations are subject to change. Additional shuttle information and updates will be available at your hotel and Sands Expo/Venetian. Please note: Hotel rates include \$6 - \$8 to partially defray shuttle costs.

On Sunday, Nov. 15 Las Vegas Boulevard, "The Strip", will be closed in the early afternoon through the evening due to the Rock 'n' Roll Marathon. Expect severe traffic delays, although nearby hotels should be accessible via pedestrian sky-bridges. Boarding locations during the marathon may change; please verify schedules onsite.

	6:30 AM	7:00 AM	7:30 AM	8:00 AM	8:30 AM	9:00 AM	9:30 AM	10:00 AM	10:30 AM	11:00 AM	11:30 AM	12:00 PM	12:30 PM	1:00 PM	1:30 PM	2:00 PM	2:30 PM	3:00 PM	3:30 PM	4:00 PM	4:30 PM	5:00 PM	5:30 PM	6:00 PM	6:30 PM
Friday, Nov. 13																									
Saturday, Nov. 14																									
Sunday, Nov. 15																									
Monday, Nov. 16																									
Tuesday, Nov. 17																									

■ During peak hours shuttles will run every 10 to 15 minutes.

■ During non-peak hours shuttles will run every 20 to 25 minutes.

■ Limited service due to Rock 'n' Roll Marathon. See boarding location column for service adjustments.

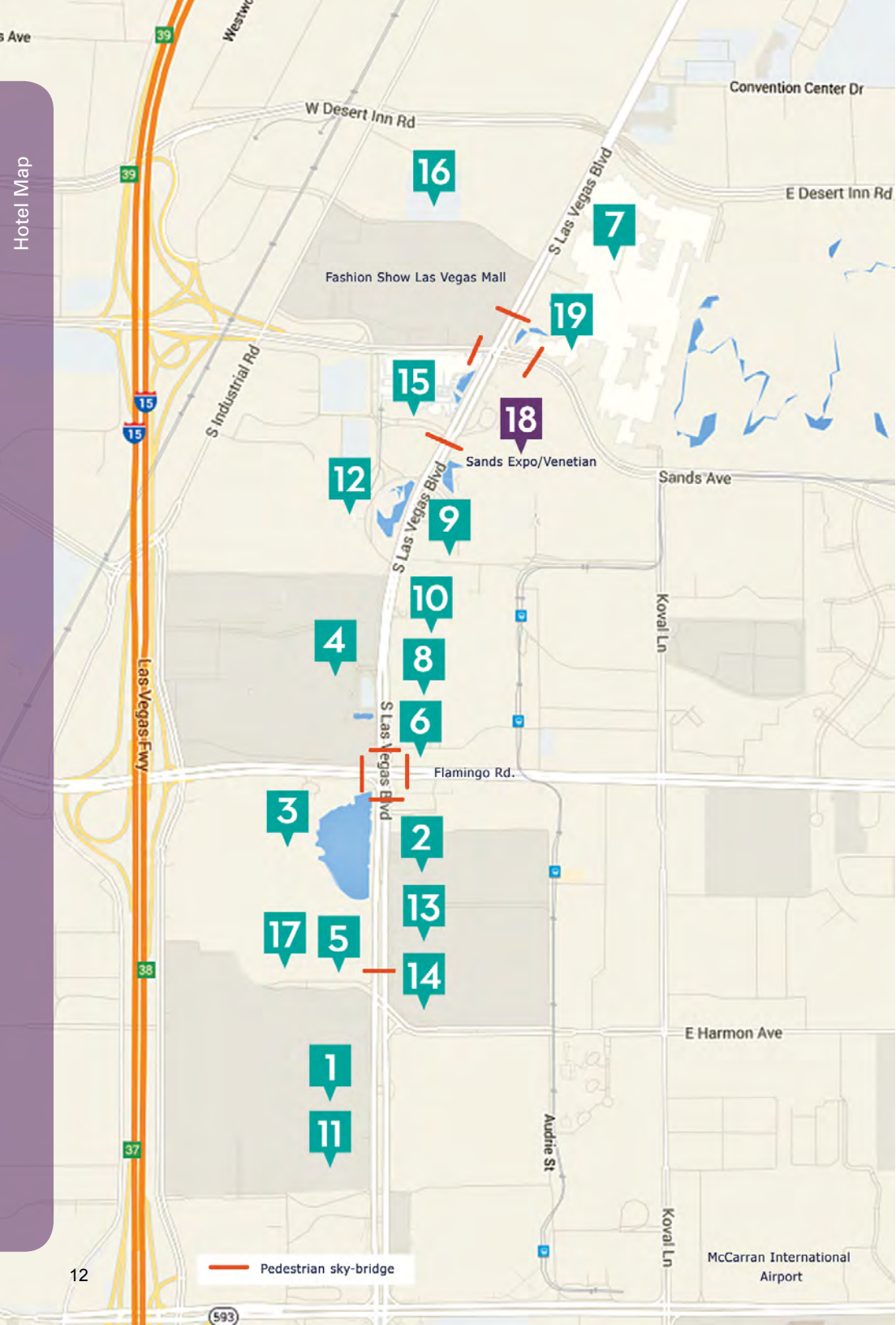
Sands Expo/Venetian Drop Off & Pick Up Location: Level 1

Hotel	Address in Las Vegas	Phone	Route	Boarding Location
Aria	3730 S. Las Vegas Blvd.	+1 702.590.7111	1	Tour Bus Lobby Sunday, 1 – 6 PM: Walk to & from Planet Hollywood Tour Bus Area
Bally's	3645 S. Las Vegas Blvd.	+1 702.967.4111	4	North Entrance Tour Bus Area Sunday, 1 – 6 PM: Walk to & from the LINQ, under the High Roller Ferris wheel
Bellagio	3600 S. Las Vegas Blvd.	+1 702.693.7111	3	South Tour Bus Lobby Sunday, 1 – 6 PM: Walk to & from Planet Hollywood Tour Bus Area
Caesars	3570 S. Las Vegas Blvd.	+1 702.731.7110	3	Colosseum Entrance by Planet Hollywood sign Sunday, 1 – 6 PM: Walk to & from the LINQ, under the High Roller Ferris wheel
Cosmopolitan	3708 S. Las Vegas Blvd.	+1 702.698.7000	2	Main Hotel Entrance, Bus Pick Up Area Sunday, 1 – 6 PM: Walk to & from Planet Hollywood Tour Bus Area
Cromwell	3595 S. Las Vegas Blvd.	+1 702.777.3777	2	Curbside on Flamingo Rd. Sunday, 1 – 6 PM: Walk to & from the LINQ, under the High Roller Ferris wheel
Encore	3121 S. Las Vegas Blvd.	+1 702.770.8000	5	Bus Staging Area Sunday, 1 – 6 PM: No service, walk to & from Sands Expo/Venetian
Flamingo	3555 S. Las Vegas Blvd.	+1 702.733.3111	7	Curbside on Linq Ln. under the High Roller Ferris wheel
Harrah's	3475 S. Las Vegas Blvd.	+1 702.369.5000	7	Curbside on Linq Ln. under the High Roller Ferris wheel
The LINQ	3535 S. Las Vegas Blvd.	+1 702.731.3311	7	Curbside on Linq Ln. under the High Roller Ferris wheel
Mandarin Oriental	3752 S. Las Vegas Blvd.	+1 702.590.8888	1	Aria Tour Bus Lobby Sunday, 1 – 6 PM: Walk to & from Planet Hollywood Tour Bus Area
Mirage	3400 S. Las Vegas Blvd.	+1 702.791.7111	6	Tour Bus Area, North Valet Sunday, 1 – 6 PM: No service, walk to & from Sands Expo/Venetian

Hotel	Address in Las Vegas	Phone	Route	Boarding Location
Paris	3655 S. Las Vegas Blvd.	+1 702.946.7000	4	Bally's North Entrance Tour Bus Area Sunday, 1 – 6 PM: Walk to & from the LINQ, under the High Roller Ferris wheel
Planet Hollywood	3667 S. Las Vegas Blvd.	+1 702.785.5555	4	Tour Bus Area
Treasure Island	3300 S. Las Vegas Blvd.	+1 702.894.7111	6	Siren's Cove, Yellow Curb Sunday, 1 – 6 PM: No service, walk to & from Sands Expo/Venetian
Trump	2000 Fashion Show Dr.	+1 702.982.0000	5	Curbside on Fashion Show Dr. Sunday, 1 – 6 PM: No service, walk to & from Sands Expo/Venetian
Vdara	2600 W. Harmon St.	+1 702.590.2111	1	Aria Tour Bus Lobby Sunday, 1 – 6 PM: Walk to & from Planet Hollywood Tour Bus Area
Venetian / Palazzo	3355 S. Las Vegas Blvd.	+1 702.414.1000	walk	n/a
Wynn	3131 S. Las Vegas Blvd.	+1 702.770.7000	walk	n/a



If you have any questions regarding the shuttle, or would like to make a reservation for a wheelchair accessible AAO shuttle, please see the AAO shuttle supervisor at Sands Expo during shuttle hours or call Kushner & Associates at (310) 210-2139 during shuttle hours.





OFFICIAL ACADEMY HOTELS

1	Aria	3730 S. Las Vegas Blvd.
2	Bally's	3645 S. Las Vegas Blvd.
3	Bellagio	3600 S. Las Vegas Blvd.
4	Caesars Palace	3570 S. Las Vegas Blvd.
5	Cosmopolitan	3708 S. Las Vegas Blvd.
6	Cromwell	3595 S. Las Vegas Blvd.
7	Encore	3121 S. Las Vegas Blvd.
8	Flamingo	3555 S. Las Vegas Blvd.
9	Harrah's	3475 S. Las Vegas Blvd.
10	The LINQ	3535 S. Las Vegas Blvd.
11	Mandarin Oriental	3752 S. Las Vegas Blvd.
12	Mirage	3400 S. Las Vegas Blvd.
13	Paris	3655 S. Las Vegas Blvd.
14	Planet Hollywood	3667 S. Las Vegas Blvd.
15	Treasure Island	3300 S. Las Vegas Blvd.
16	Trump	2000 Fashion Show Dr.
17	Vdara	2600 W. Harmon St.
18	Venetian / Palazzo	3355 S. Las Vegas Blvd.
19	Wynn	3131 S. Las Vegas Blvd.

Onsite Registration Hours and Fees

Express Registration – Self Service

Level 1, Hall G

Thursday: 4:00 - 6:00 PM

Friday - Sunday: 7:00 AM - 5:00 PM

Visit if you:

- Preregistered but did not receive your materials in the mail.
- Preregistered and would like to add another meeting or purchase an Academy Plus course pass.
- Did not preregister but you are an Academy or AAOE member.

Onsite Registration – Full Service

Level 1, Hall G

Thursday: 4:00 - 6:00 PM

Friday - Monday: 7:00 AM - 5:00 PM

Tuesday: 7:00 AM - 1:00 PM

Visit if you are:

- A nonmember who has not preregistered.
- A spouse or guest who has not preregistered.
- Registering for one day only.
- Making changes to your badge.
- Replacing your badge.

Ticket Sales

Level 1, Hall G

Thursday: 4:00 - 6:00 PM

Friday - Monday: 7:00 AM - 5:00 PM

Tuesday: 7:00 AM - 1:00 PM

Visit if you need to:

- Purchase tickets to AAOE Practice Management Master Classes, Breakfast With the Experts roundtables, Skills Transfer labs, special events or tours.
- Purchase an Academy Plus course pass.
- Find information about course or session evaluations.

Exhibitor Registration

Level 1, Hall G

Wednesday & Thursday: 7:30 AM - 6:00 PM

Friday: 7:00 AM - 6:00 PM

Saturday - Monday: 7:00 AM - 5:00 PM

Tuesday: 7:00 AM - 1:00 PM

Bags & Programs

Level 1, Hall G

Thursday: 4:00 - 6:00 PM

Friday - Monday: 7:00 AM - 5:00 PM

Tuesday: 7:00 AM - 1:00 PM

Turn in your *Final Program* Exchange Voucher to collect your AAO 2015 bag and *Final Program*.

AAO 2015 Onsite Registration Fees

Category	Fee	One Day Only
Academy Member <ul style="list-style-type: none"> Includes active Fellows, Members, Members in Training, Confirmed Candidates, Associate Members, Industry Members, Life Members and International Members. 2015 dues must be paid. 	\$0	N/A
Retired Academy Member <ul style="list-style-type: none"> Includes retired Fellows and Members. 	\$200	N/A
Nonmember Physician	\$975	\$475
Nonmember Physician in Training <ul style="list-style-type: none"> Including residency program and fellowship participants. Proof of in-training status must be submitted at the time of registration. 	\$300	\$150
AAOE Member <ul style="list-style-type: none"> You must be a full benefits member by Oct. 21 to qualify. Does not include AAOE Biller/Coder members. See Health Professional. 	\$0	N/A
Health Professional <ul style="list-style-type: none"> Including PhDs, DVMs, COEs, MBAs, healthcare administrators, technicians, assistants, nurses, office support staff, medical students, interns, orthoptists, ophthalmic photographers, AAOE Biller/Coder members and other health professionals. Does not include optometrists* or commercial representatives. Health professionals who wish to attend a related group meeting must register for it separately. JCAHPO and ASORN registrants purchasing an AAO 2015 meeting pass do not need to register for AAO 2015 separately in order to attend. 	\$250	\$150
Spouse/Guest <ul style="list-style-type: none"> A co-worker or an associate within the industry may not use this registration category. Available to those attending on a social basis only who are age 18 and above. 	\$75	N/A
Youth <ul style="list-style-type: none"> Age 17 and under. Children may visit the Exhibition if accompanied by an adult but cannot be admitted to Subspecialty Day or AAO 2015 scientific sessions, instruction courses or any other aspect of the Scientific Program. 	\$0	N/A
Commercial Representative <ul style="list-style-type: none"> Non-physician employees of a commercial company including credentialed individuals, such as PhD, PharmD, or MBA, who have a legitimate educational or business reason for attending AAO 2015 but do not have a product or service to exhibit. Commercial companies are involved in research, development, production, manufacturing and/or sales of ophthalmic related products or services. This includes but is not limited to start-up and research companies. Employees of an exhibiting company are registered under that company's participation as <i>Exhibitor Representatives</i>. 	\$1,900	N/A
Media <ul style="list-style-type: none"> For registration information visit www.aao.org/newsroom/annual-meeting-for-media. Onsite, report to the Newsroom, 308 to verify credentials and to pick up your badge. 	N/A	N/A

*Only optometrists who are members of the American Academy of Optometry and who have been selected for presentation may attend AAO 2015. If optometrists included on an accepted abstract are not members of the American Academy of Optometry, they may not attend AAO 2015.

Academy Plus Course Pass Onsite Fee

Access all Academy and AAOE instruction courses with Academy Plus. Individual tickets for instruction courses are not sold.

Category	Fee
Academy and AAOE Members, Nonmembers	\$275
Members in Training	\$100

Neither Academy Plus, nor registration fees outlined below, cover sessions that require an individual ticket, including:

- AAOE Practice Management Master Classes,
- Breakfast With the Experts,
- Skills Transfer labs, and
- Special Events.

Individual tickets must be purchased separately to attend these programs

Subspecialty Day Onsite Registration Fees

Retina

Two-Day Meeting: Friday, Nov. 13 and Saturday, Nov. 14

Category	Fee
Academy Member	\$900
Academy Member in Training	\$550
Retired Academy Member	\$800
Nonmember Physician	\$1,100
Nonmember Physician in Training	\$650
<ul style="list-style-type: none"> • Proof of in-training status must be submitted at the time of registration. 	
AAOE Member, Health Professional	\$900
<ul style="list-style-type: none"> • Including PhDs, DVMs, COEs, MBAs, healthcare administrators, technicians, assistants, nurses, office support staff, medical students, interns, orthoptists, ophthalmic photographers and other health professionals. • Does not include optometrists** or commercial representatives. 	
Commercial Representative	\$1,350
<ul style="list-style-type: none"> • Non-physician employees of a commercial company including credentialed individuals, such as PhD, PharmD, or MBA. • Commercial companies are involved in research, development, production, manufacturing and/or sales of ophthalmic related products or services. This includes but is not limited to start-up and research companies. • Commercial Representatives may register for any Subspecialty Meeting. 	

**Optometrists may not attend Subspecialty Day.

Refractive Surgery

One-Day Meeting: Friday, Nov. 13 only

Cornea, Glaucoma, Neuro-Ophthalmology, Pediatric Ophthalmology

One-Day Meetings: Saturday, Nov. 14 only

Category	Fee
Academy Member	\$450
Academy Member in Training	\$275
Retired Academy Member	\$400
ISRS Member <ul style="list-style-type: none"> Must be an active ISRS member with 2015 dues paid. This registration category is available only to members registering for the Refractive Surgery Subspecialty Day meeting. 	\$400
ISRS Member in Training <ul style="list-style-type: none"> Must be an active ISRS member with 2015 dues paid. This registration category is available only to members registering for the Refractive Surgery Subspecialty Day meeting. 	\$275
Nonmember Physician	\$550
Nonmember Physician in Training <ul style="list-style-type: none"> Proof of in-training status must be submitted at the time of registration. 	\$325
AAOE Member, Health Professional <ul style="list-style-type: none"> Including PhDs, DVMs, COEs, MBAs, healthcare administrators, technicians, assistants, nurses, office support staff, medical students, interns, orthoptists, ophthalmic photographers and other health professionals. Does not include optometrists** or commercial representatives. 	\$450
Commercial Representative <ul style="list-style-type: none"> Non-physician employees of a commercial company including credentialed individuals, such as PhD, PharmD, or MBA. Commercial companies are involved in research, development, production, manufacturing and/or sales of ophthalmic related products or services. This includes but is not limited to start-up and research companies. Commercial Representatives may register for any Subspecialty Meeting. 	\$675

**Optometrists may not attend Subspecialty Day.

AAOE Half-Day Coding Sessions Onsite Registration Fees

It is not necessary to register for AAO 2015 in order to attend these sessions.

Category	Fee
New! Build Your Own Audit Tool Kit Half-Day Meeting: Saturday, Nov. 14, 8:00 - 11:00 AM	\$285
Coding Camp Half-Day Meeting: Saturday, Nov. 14, 12:30 - 3:30 PM	\$285

Policies

Attendees

- All AAO 2015 and Subspecialty Day attendees are required to present a preregistration document, proof of registration or a badge indicating registration for a meeting, prior to attending an event or visiting the exhibition.
- Membership privileges are not transferable.
- The Academy cannot waive any fees or provide any financial assistance for any travel or housing costs.
- You must register for AAO 2015 in order to purchase the Academy Plus course pass and/or tickets.
- Ticketed courses that are eligible for CME credit cannot overlap.
- You may purchase only one ticket per course.
- Tickets are non-transferable.
- Ticket fees, indicated in the course abstract, are for the entire course. Partial purchases are not allowed.
- Most ticket fees increase onsite.
- For the following registration categories the Academy Plus course pass and tickets may be purchased onsite only: Exhibitor, One-Day-Only, JCAHPO and ASORN registrants who purchase an Academy meeting pass.

Academy Members in Training Discount

As a member benefit, Academy members in training receive:

- 50 percent discount on all Skills Transfer labs and Breakfast With the Experts ticket purchases. This discount is automatically applied to the ticket price unless otherwise noted.
- Discounted price of \$100 for the Academy Plus course pass.
- The discounts outlined above do not apply to nonmember physicians in training.

Skills Transfer Courses

- Attendance in Skills Transfer courses is limited to physicians only, except where noted in the course description. (The term “physician” refers to the definition in the Federal Register: “Those individuals licensed to practice medicine and surgery and osteopathy.”)

- Skills Transfer labs are ticketed events — they are not included in the Academy Plus course pass and must be purchased separately.
- Lecture prerequisites are *strongly recommended* but not required.
- Skills Transfer lectures are included in the Academy Plus course pass.
- You may attend Skills Transfer lectures without purchasing the lab.
- Registrants in Skills Transfer lab courses may be required to bring instruments and/or sign an infectious disease waiver form. Refer to individual course listings for specific requirements.
- Tickets are non-transferable.
- Skills Transfer courses are intended to provide instruction leading to new knowledge and/or skills. The Academy does not certify competence upon completion of Academy courses. Academy courses are not intended to serve as a basis for requesting new or expanded privileges.

Spouses and Guests

- Spouse/guest registration is open to all spouses and guests accompanying AAO 2015 professional registrants.
- A co-worker or an associate within the industry may not use the spouse/guest registration category.
- Spouses and guests who are physicians must register for AAO 2015 as professional attendees if they wish to receive verification of attendance or CME credit.
- Spouses and guests must be registered in order to purchase tickets for the Tour Program, visit the exhibit hall or attend scientific sessions.
- Spouse and guest badges are not valid for entry to Subspecialty Day meetings or the AAOE Program.
- Spouses and guests cannot purchase an Academy Plus course pass.
- Children 17 years of age and under receive complimentary registration.

One-Day-Only Registration

- Available for individual days from Saturday, Nov. 14 through Tuesday, Nov. 17.
- One-Day-Only registrants may purchase an Academy Plus course pass onsite only.
- Representatives and distributors from commercial companies are not eligible for registration in this category.

Exhibitors

- All AAO 2015 and Retina Subspecialty Day Exhibiting company representatives and guests must wear their personal Academy-issued exhibitor meeting badge at all times while on Sands Expo/Venetian premises. Representatives must be able to present photo identification that matches the name on the badge they are wearing upon request.
- Representatives of exhibiting companies are registered in advance for AAO 2015 by the primary meeting contact from their company appointed to handle the details of the company's participation in the exhibition.
- Exhibitors may purchase Academy Plus course passes onsite only.
- Individuals from industry, including representatives of exhibiting companies, may register for any 2015 Subspecialty Day meeting using the Commercial Representative registration category.
- Commercial Representatives may not use the Health Professional category to register for AAO 2015 or Subspecialty Day. This category is designated for those working in ophthalmic practice or the academic arena. Misuse of this registration category will result in cancellation of the registration.

Meeting Content

Programs, presented at the Academy's annual meeting and Subspecialty Day, are not public events. They are for the education of attendees and purchasers of recorded presentations as authorized by the Academy.

Use of Meeting Program Content

- Photography of any component of educational programs (including stills and video of presenters, materials, screens, etc.) at the Academy's annual meeting and Subspecialty Day is strictly

prohibited without prior permission.

- Any use of program content, the name of the speaker and/or program title, or the name of the American Academy of Ophthalmology without the written consent of the Academy is prohibited. For the purposes of the preceding sentence, "program content" includes but is not limited to oral presentations, audiovisual materials used by speakers and program handouts. This rule applies before, during and after the meeting.

Conflict of Interest Policy for Presenters

- The Academy requires all presenters to disclose on their first slide whether they have any financial interests from the past 12 months.
- Presenters are required to verbally disclose any financial interests that specifically pertain to their presentation.
- Even with these acknowledgements, the Academy's Annual Meeting Program Committee expects that all presenters will give a fair and unbiased scientific talk. If you feel that a presenter did not follow these guidelines or was unduly biased, please contact the Academy's meetings staff at meetings@aaao.org.

Disclaimer

- The objective of the American Academy of Ophthalmology (the Academy) in sponsoring annual and other periodic scientific sessions, distributing recordings of portions of those sessions and publishing the Academy's journal, *Ophthalmology* is the free expression and interchange of ideas and information for educational purposes. The Academy does not accept responsibility for any opinions, positions, or statements contained or expressed in such material, and such opinions, positions and statements are not necessarily those of the Academy.
- Courses are intended to provide instruction leading to new knowledge and/or skills. The Academy does not certify competence upon completion of the courses. Courses are not intended to serve as a basis for requesting new or expanded privileges.

FDA Status Disclaimer

- Some material on recent developments may include information on drug or device applications that are not considered community standard, that reflect indications not included in approved

FDA labeling or that are approved for use only in restricted research settings. This information is provided as education only, so that physicians may be aware of alternative methods of the practice of medicine, and it should not be considered endorsement, promotion or in any way encouragement to use such applications.

- The FDA has stated that it is the responsibility of the physician to determine the FDA status of each drug or device he or she wishes to use in clinical practice, and to use these products with appropriate patient consent and in compliance with applicable law.
- The Academy is providing the opportunity for material to be presented for educational purposes only. The material represents the approach, ideas, statement or opinion of the presenter and/or author. It is not necessarily the only or best method or procedure in every case and does not represent the policy, position or endorsement of the Academy. The material is not intended to replace a physician's own judgment or to give specific advice for case management.
- The Academy specifically disclaims any and all claims that may arise out of the use of any technique demonstrated or described in any material by any presenter and/or author, whether such claims are asserted by a physician or any other person.

Event Photography and Video/Audio Recording Release

Any person who attends an American Academy of Ophthalmology (AAO) annual meeting event grants permission to AAO, its employees and agents (collectively "AAO") to record his or her visual/audio images, including but not limited to, photographs, digital images, voices, sound or video recordings, audio clips, or accompanying written descriptions, and, without notifying such person, to use his or her name and such images for any purpose of AAO, including advertisements for AAO and its programs, in any media or format including web-based, film or in print.

Children

- Children 17 years of age and under receive complimentary annual meeting registration.
- Children may enter the exhibition only if they are wearing a badge and accompanied by a registered adult.
- Children cannot be admitted to Subspecialty Day or annual meeting scientific sessions, instruction courses or any other aspect of the Scientific Program due to the scientific nature of the educational programs and the Academy's desire to maintain an environment conducive to learning.

Exhibition

- Only authorized personnel from exhibiting companies have access to the Academy's annual meeting and the exhibition.
- Solicitation by individuals not participating as exhibitors is prohibited. Attendees should report these activities or other questionable practices to the exhibition director's office located in the Exhibitor Service Center, Level 2, Hall A.
- Individuals who violate this policy are escorted from the premises.

Display and Distribution Policy

- The Academy has retained exclusive use of the convention facility to enable registered attendees to participate in Academy-sponsored educational and informational activities. Display or distribution of non-sponsored information or advertising in or on the property of the convention facility, except in exhibit booths, is prohibited.
- Violation of this policy will result in confiscation and disposal of the material. Individuals who violate this policy may be escorted from the premises.

Photography/Recordings

- Attendees, exhibitors or members of the media wishing to photograph, videotape or make any type of electronic recording of an exhibit must secure permission from the exhibiting company.
- Media wishing to photograph or record any part of the Exhibition must also be escorted by a member of the newsroom staff.

CME & CE Credit

CME Mission Statement

The purpose of the American Academy of Ophthalmology's Continuing Medical Education (CME) program is to present ophthalmologists with the highest quality lifelong learning opportunities that promote improvement and change in physician practices, performance or competence, thus enabling such physicians to maintain or improve the competence and professional performance needed to provide the best possible eye care for their patients.

AAO 2015 CME Credit

The American Academy of Ophthalmology is accredited by the Accreditation Council for Continuing Medical Education to provide continuing medical education for physicians.

The American Academy of Ophthalmology designates this live activity for a maximum of 33 *AMA PRA Category 1 Credits™*. Physicians should claim only the credit commensurate with the extent of their participation in the activity.

The American Medical Association has determined that non-U.S. licensed physicians who participate in this CME activity are eligible for *AMA PRA Category 1 Credits™*.

Attendees registered as exhibitors, spouses or guests are not eligible to receive CME credit.

Portions of the meeting identified for credit include AAO 2015 scientific sessions, instruction courses, Skills Transfer courses, Breakfast With the Experts, AAOE Practice Management Master Classes, Scientific Papers and Posters, the Video Program and the Jackson Memorial Lecture at the Opening Session.

Portions of the meeting not eligible for credit include, but are not limited to, committee meetings, viewing exhibits, attending Special Meetings & Events, EyeNet Lunch Symposia, the AAOE General Session, social networking and any affiliate event.

AAO 2015 Learning Objectives

Upon completion of this activity, participants should be able to:

- Identify recent advances in the diagnosis and treatment of eye diseases.
- Identify major advances in key areas of cutting-

edge research and technology in ophthalmology.

- Incorporate skills and techniques from the hands-on Skills Transfer courses into their daily practice.
- Integrate practice management strategies to address critical business and operational tasks in the ophthalmologist's practice.
- Develop strategies to identify and address their own individual professional practice gaps.

AAO 2015 Target Audience

This activity has been designed to meet the educational needs of ophthalmologists, nurses, ophthalmic technicians and other allied health personnel who are engaged in the diagnosis and treatment of eye diseases, as well as business managers responsible for managing the business aspects of an ophthalmic practice.

2015 Subspecialty Day CME Credit

The American Academy of Ophthalmology is accredited by the Accreditation Council for Continuing Medical Education to provide continuing medical education for physicians.

Two-Day Subspecialty Day Activity: Retina

The American Academy of Ophthalmology designates this live activity for a maximum of 14 *AMA PRA Category 1 Credits™*. Physicians should claim only the credit commensurate with the extent of their participation in the activity.

One-Day Subspecialty Day Activities for Refractive Surgery, Cornea, Glaucoma, Neuro-Ophthalmology and Pediatric Ophthalmology

The American Academy of Ophthalmology designates this live activity for a maximum of 7 *AMA PRA Category 1 Credits™*. Physicians should claim only the credit commensurate with the extent of their participation in the activity.

ABO Self-Assessment Credit

The 2015 Glaucoma, Neuro-Ophthalmology and Refractive Surgery Subspecialty Day meetings as well as up to 12 credit hours within AAO 2015, have been pre-approved as self-assessment credit. These are designated within the AAO 2015 program with **SA**.

These activities meet the Self-Assessment CME requirements defined by the American Board of Ophthalmology (ABO). Please be advised that the ABO is not an accrediting body for purposes of any CME program. ABO does not sponsor this or any outside activity, and ABO does not endorse any particular CME activity. Complete information regarding the ABO Self-Assessment CME Maintenance of Certification requirements are available at: <http://abop.org/maintain-certification/part-2-lifelong-learning-self-assessment/cme>.

NOTE: Credit designated as "self-assessment" is AMA PRA Category 1 Credit™ and is also pre-approved by the ABO for the Maintenance of Certification (MOC) Part II CME requirements.

AAOE Half-Day Coding Sessions CME Credit

The American Academy of Ophthalmology is accredited by the Accreditation Council for Continuing Medical Education to provide continuing medical education for physicians.

The American Academy of Ophthalmology designates this live activity for a maximum of 3 *AMA PRA Category 1 Credits™*. Physicians should claim only the credit commensurate with the extent of their participation in the activity.

Teaching at a Live Activity

Teaching instruction courses, or delivering a scientific paper or poster are not *AMA PRA Category 1 Credit™* activities and should not be included when calculating your total *AMA PRA Category 1 Credits™*.

Presenters may claim *AMA PRA Category 1 Credits™* through the American Medical Association, <http://www.ama-assn.org>.

Scientific Integrity and Disclosure of Financial Interest

The American Academy of Ophthalmology is committed to ensuring that all continuing medical education (CME) information is based on the application of research findings and the implementation of evidence-based medicine. It seeks to promote balance, objectivity and absence of commercial bias in its content. All persons in a position to control the content of this activity must disclose any and all financial interests. The Academy has mechanisms in place to resolve all conflicts of

interest prior to an educational activity being delivered to learners.

The Academy requires all presenters to disclose on their first slide whether they have any financial interests from the past 12 months. Presenters are required to verbally disclose any financial interests that specifically pertain to their presentation.

Attendance Verification for CME Reporting

Before processing your requests for CME credit, the Academy must verify your attendance at AAO 2015 and/or Subspecialty Day. In order to be verified for CME or auditing purposes, you must either:

- Register in advance, receive your materials in the mail before traveling to the meeting, then turn in the *Final Program* and/or Subspecialty Day Syllabus exchange voucher(s) onsite;
- Register in advance, pick up your materials onsite if you did not receive them before traveling to the meeting;
- Register onsite; or
- Scan the barcode on your badge as you enter an AAO 2015 course or session room.

Badge Scanning – What Does It Mean?

Each AAO 2015 meeting badge displays a barcode. Staff stationed at each course and session room will scan your badge, verifying your attendance.

At the end of each day, an e-mail will be sent confirming the courses and sessions at which your badge was scanned, with links directly to the course evaluation. Your participation in the evaluation process is critical for maintaining a high-quality program.

NOTE: You do not need to scan your badge at Subspecialty Day meetings, AAOE coding sessions or at any ticketed event.

Badge Scanning and CME

Getting your badge scanned does not automatically grant CME. You still need to record your own educational activities.

You can do so either in Las Vegas, at designated CME Reporting stations, or online after the meeting.

NOTE: You should claim only the credit commensurate with the extent of your participation in the activity.

CME Credit Reporting

Academy Resource Center, Hall B, Booth 2632 and Level 2 Lobby

Attendees whose attendance has been verified at AAO 2015 can claim their CME credit online during the meeting. Registrants will receive an email on Monday, Nov. 16 with a link and instructions on how to claim credit.

Onsite you may also report credits earned during Subspecialty Day and/or AAO 2015 at a CME Credit Reporting booth. After AAO 2015, credits can be claimed online: www.aao.org/2015.

NOTE: CME credits must be reported by Jan. 13, 2016.

Academy Members

The CME credit reporting receipt is not a CME transcript. CME transcripts that include AAO 2015 credits entered onsite will be available to Academy members on the Academy's website beginning Dec. 10, 2015.

The Academy transcript cannot list individual course attendance. It will list only the overall credits spent in educational activities at Subspecialty Day and/or AAO 2015.

Nonmembers

The Academy will provide nonmembers with verification of credits earned and reported for a single Academy sponsored CME activity, but it does not provide CME credit transcripts. To obtain a printed record of your credits, you must report your CME credits onsite at the CME Credit Reporting booths

Proof of Attendance

Academy Resource Center, Hall B, Booth 2632 and Level 2 Lobby

The following types of attendance verification will be available during AAO 2015 and Subspecialty Day for those who need it for reimbursement or hospital privileges, or for nonmembers who need it to report CME credit:

- CME credit reporting/proof-of-attendance letters
- Instruction course and session verification
- Onsite registration receipt

Visit www.aao.org for detailed CME reporting information.

AAPC Continuing Education Credit

The American Academy of Professional Coders (AAPC) reviews and selects courses towards the maintenance of CPC, CPC-H and CPC-P certification. Approved courses are identified with a **C**. Granting of prior approval in no way constitutes endorsement by the AAPC of the program content or the program sponsor. A certificate of completion is included in the AAOE Coding Session workbook for AAPC and JCAHPO attendance verification. Visit www.aapc.com for more information.

NOTE: AAPC credits cannot be claimed on the Academy's online CME system.

JCAHPO Continuing Education Credit

The Annual Commission on Allied Health Personnel in Ophthalmology (JCAHPO) reviews courses for continuing education credit toward certification or recertification in ophthalmic medical assisting for COA, COT and COMT levels. Approved courses are identified with a **J** and classified as either Group A or Group B. Though JCAHPO may award continuing education credit for specified courses, JCAHPO does not sponsor these or any other review course. A certificate of completion is included in the AAOE Coding Session workbook for AAPC and JCAHPO attendance verification. Visit www.jcahpo.org for more information.

NOTE: JCAHPO credits cannot be claimed on the Academy's online CME system. Credit must be claimed directly with JCAHPO when you are ready to recertify.



Future Meeting Dates and Locations

AAO 2016 - Innovate Chicago

In conjunction with Asia-Pacific Academy
of Ophthalmology (APAO)

Oct. 15 - 18

Subspecialty Day

Oct. 14 & 15

AAO 2018 Chicago

In conjunction with Pan-American Association
of Ophthalmology (PAAO)

Oct. 27 - 30

Subspecialty Day

Oct. 26 & 27

AAO 2017 New Orleans

Nov. 11 - 14

Subspecialty Day

Nov. 10 & 11

AAO 2019 San Francisco

Oct. 12 - 15

Subspecialty Day

Oct. 11 & 12



**AMERICAN ACADEMY
OF OPHTHALMOLOGY**

The Eye M.D. Association

DRI OCT-1 Triton Series¹

Swept Source OCT now with OCT Angiography

See. Discover. Explore.



100,000

The Topcon Swept Source DRI OCT-1 Triton Series¹ features a 1 micron, 1050nm light source with a scanning speed of 100,000 A Scans/Sec. providing multi modal fundus imaging. The DRI OCT-1 Triton rapidly penetrates all ocular tissue without being obscured by media opacity or hemorrhage.



PERFORMANCE
YOU CAN COUNT ON

 **TOPCON**

Visit us at Booth #3732

Don't miss our symposium on Swept Source and OCT Angiography on Nov. 15 at the Wynn.
This symposium is not affiliated with the official program of AAO 2015.

1. Not available for sale in the US. Triton Series includes
DRI OCT-1 Model Triton and DRI OCT-1 Model Triton (plus).

©2015 Topcon Medical Systems, Inc.



100% PRESERVATIVE-FREE


ZIOPTAN[®]
(tafluprost ophthalmic
solution) 0.0015%


Cosopt[®]PF
(dorzolamide HCl - timolol maleate
ophthalmic solution) 2% / 0.5%

Visit us at booth #2421

Learn more at zioptan.com and cosoptpf.com



COSOPT is a registered trademark of Merck Sharp & Dohme Corp and is used under license.
ZIOPTAN is a registered trademark of Merck Sharp & Dohme Corp and is used under license.

Santen ZIOPTAN is licensed by Santen Pharmaceutical Co., Ltd.
©2015 Akorn, Inc. All rights reserved. P465 Rev 06/15

Cornea 2015: Show Me the Evidence!

Back to Basics and Beyond

In conjunction with the Cornea Society

Program Directors: Stephen C Kaufman MD PhD, Bennie H Jeng MD and Shahzad I Mian MD

Location: Venetian Ballroom EF

Saturday, Nov. 14

7:00 AM	CONTINENTAL BREAKFAST	
8:00 AM	Welcome and Introductions	Stephen C Kaufman MD PhD Bennie H Jeng MD Shahzad I Mian MD
Section I: Herpes Simplex and Varicella Zoster—Evidence-Based Prevention, Diagnosis, and Treatment		
<i>Moderator: Stephen C Kaufman MD PhD</i>		
8:03 AM	Introduction	Stephen C Kaufman MD PhD
8:05 AM	Varicella Zoster Virus: Epidemiology, Presentation, Diagnosis and Vaccines	Elisabeth J Cohen MD
8:14 AM	Varicella Zoster Virus: Treatment of the Acute and Chronic Disease	Todd P Margolis MD PhD
8:23 AM	Varicella Zoster Virus: Case Presentation	James Chodosh MD MPH
8:32 AM	Herpes Simplex Virus: Epidemiology, Presentation and Diagnosis	Thomas J Liesegang MD
8:41 AM	Herpes Simplex Virus: Treatment of Acute and Chronic Disease	Natalie A Afshari MD
8:50 AM	Herpes Simplex Virus: Case Presentation	Sadeer B Hannush MD
8:59 AM	Discussion	
9:11 AM	Conclusion	Stephen C Kaufman MD PhD
Section II: Anterior Segment Infections—An Evidence-Based Approach		
<i>Moderator: Bennie H Jeng MD</i>		
9:12 AM	Introduction	Bennie H Jeng MD
9:14 AM	Management of Amoebic Infections	Elmer Y Tu MD
9:23 AM	Which Antifungal Is Best for Fungal Keratitis?	Prashant Garg MD
9:32 AM	Do Steroids Help in Bacterial Keratitis?	Jeremy D Keenan MD MPH
9:41 AM	Management of Postkeratoplasty Interface Infections	Anthony J Aldave MD
9:50 AM	Prophylaxis and Management of Boston Keratoprosthesis Infections	Kathryn A Colby MD PhD
9:59 AM	Adenoviral Conjunctivitis and Its Sequelae: To Treat or Not to Treat?	Anat Galor MD
10:08 AM	Discussion	
10:27 AM	Conclusion	Bennie H Jeng MD
10:28 AM	REFRESHMENT BREAK and AAO 2015 EXHIBITS	
Section III: Ocular Surface Disease—What Really Works?		
<i>Moderator: Shahzad I Mian MD</i>		
11:03 AM	Introduction	Shahzad I Mian MD
11:05 AM	Allergic Conjunctivitis: Update in Diagnosis and Treatment	Neal P Barney MD
11:14 AM	Dry Eye Disease: Emerging Tools for Diagnosis and Management	David B Glasser MD
11:23 AM	Office-Based Treatments for Blepharitis: Do They Work?	Richard S Davidson MD
11:32 AM	Role of Ocular Demodicosis in Management of Chronic Blepharitis	Esen K Akpek MD
11:41 AM	Management of Peripheral Ulcerative Keratitis	Victor L Perez MD
11:50 AM	Diagnosis and Management of Primary Acquired Melanosis	Carol L Shields MD
11:59 AM	Discussion	
12:11 PM	Conclusion	Shahzad I Mian MD
12:12 PM	LUNCH and AAO 2015 EXHIBITS	

Saturday, Nov. 14 (cont.)

Section IV: Cicatrizing Diseases of the Ocular Surface—What Really Works?

Moderator: Stephen C Kaufman MD PhD

1:22 PM	Introduction	Stephen C Kaufman MD PhD
1:24 PM	Stevens-Johnson Syndrome: Diagnosis and Acute Treatment	Anthony J Johnson MD
1:33 PM	Stevens-Johnson Syndrome: Inciting Medications and Chronic Treatment	Charles S Bouchard MD
1:42 PM	Stevens-Johnson Syndrome: Case Presentation	Darren G Gregory MD
1:51 PM	Ocular Cicatricial Pemphigoid: Diagnosis and Medical Treatment	C Stephen Foster MD
2:00 PM	Ocular Cicatricial Pemphigoid: Surgical Treatment of Advanced Disease	Clara C Chan MD
2:09 PM	Ocular Cicatricial Pemphigoid: Case Presentation	Roy S Chuck MD PhD
2:18 PM	Discussion	
2:30 PM	Conclusion	Stephen C Kaufman MD PhD
2:31 PM	Advocating for Patients	Stephanie Jones Marioneaux MD

Section V: Cornea Controversies—Conflicting Data

Moderator: Bennie H Jeng MD

2:36 PM	Introduction	Bennie H Jeng MD
2:38 PM	Ganciclovir Gel: Does it Work?	Kristin M Hammersmith MD
2:47 PM	Descemet Membrane Endothelial Keratoplasty vs. Ultrathin Descemet-Stripping Automated Endothelial Keratoplasty: Which Is Better?	Jennifer R Rose-Nussbaumer MD
2:56 PM	Deep Anterior Lamellar Keratoplasty vs. Penetrating Keratoplasty: Which Is Better?	William Barry Lee MD
3:05 PM	Status of Corneal Collagen Crosslinking in the USA: Separating Fact, Fiction, and the FDA	Michael W Belin MD
3:14 PM	Ocular Surface Squamous Neoplasia (CIN): Surgery, Interferon, 5 FU, or Mitomycin	Carol L Karp MD
3:23 PM	Donor Diabetes History and Keratoplasty Outcomes	Jonathan H Lass MD
3:32 PM	Discussion	
3:44 PM	Conclusion	Bennie H Jeng MD
3:45 PM	REFRESHMENT BREAK and AAO 2015 EXHIBITS	

Section VI: Surgical Management of Corneal Diseases with Concurrent Ocular Comorbidities—What Is Best?

Moderator: Shahzad I Mian MD

4:20 PM	Introduction	Shahzad I Mian MD
4:22 PM	Optimizing Cataract Surgery Outcomes in Keratoconus	Douglas K Koch MD
4:31 PM	Endothelial Keratoplasty in Patients With Glaucoma: Is Descemet Membrane Endothelial Keratoplasty Safe?	Michael D Straiko MD
4:40 PM	Management of Postkeratoplasty Astigmatism	Sonia H Yoo MD
4:49 PM	Selecting the Ideal Surgical Technique for Management of Graft Failure	Francis W Price Jr MD
4:58 PM	Use of Amniotic Membrane Grafts in Neurotrophic Keratitis	Christopher J Rapuano MD
5:07 PM	Surgical Management of Perforated Corneal Ulcer	Sonal S Tuli MD
5:16 PM	Discussion	
5:28 PM	Conclusion	Shahzad I Mian MD
5:29 PM	Closing Remarks	Stephen C Kaufman MD PhD Bennie H Jeng MD Shahzad I Mian MD
5:31 PM	ADJOURN	

Glaucoma 2015: Winning Strategies – Glaucoma in the 21st Century

In conjunction with the American Glaucoma Society

SA Glaucoma Subspecialty Day is designated as “self-assessment” credit and is pre-approved by the ABO for the Maintenance of Certification (MOC) Part II CME requirements.

Program Directors: James D Brandt MD and Joel S Schuman MD

Location: Level 2, Hall D

Saturday, Nov. 14

7:00 AM	CONTINENTAL BREAKFAST	
8:00 AM	Welcome and Introductions	James D Brandt MD
8:02 AM	American Glaucoma Society Introduction	David S Greenfield MD
8:04 AM	Announcements	Joel S Schuman MD
Section I: OCT Reboot		
<i>Moderator: Jeffrey M Liebmann MD, Angelo P Tanna MD</i>		
<i>Panelists: Jeffrey M Liebmann MD, Angelo P Tanna MD, Joel S Schuman MD, Robert N Weinreb MD</i>		
8:06 AM	Introduction	Jeffrey M Liebmann MD
8:08 AM	Principles of OCT: Assessment of Scans and Scan Parameters	Donald L Budenz MD MPH
8:16 AM	Clinical Case Study I: Early Glaucoma—Spin the Wheel	Kyung Rim Sung MD PhD
8:19 AM	Imaging for Glaucoma Diagnosis: Increasing Diagnostic Certainty With Structure-Function Correspondence	Robert N Weinreb MD
8:27 AM	Clinical Case Study II: Artifact, Anomaly or Disease—Betting on Red	Jullia A Rosdahl MD PhD
8:30 AM	Panel Discussion	
8:35 AM	There's Red on That Scan – Is It Real? Identifying Artifacts and Anomalies	Yao Liu MD
8:43 AM	Clinical Case Showing Progression on OCT	Gustavo DeMoraes MD
8:46 AM	Place Your Bet: Progression by Imaging or Perimetry	Joel S Schuman MD
8:54 AM	Panel Discussion	
Section II: Glaucoma in Children		
<i>Moderators: Sharon F Freedman MD, Ronald Leigh Fellman MD OCS</i>		
9:01 AM	Introduction	Sharon F Freedman MD
9:03 AM	Case Presentation: Infant Presenting With Buphthalmos	Teresa C Chen MD
9:05 AM	EUA and Beyond: Classification, Evaluation, and Treatment Planning	Sharon F Freedman MD
9:13 AM	Fooled You! Mimics of Pediatric Glaucoma	Arif O Khan MD
9:19 AM	Intervention Round One: Old and New in Angle Surgery	Allen Dale Beck MD
9:25 AM	Case Presentation: Failed Angle Surgery	Lorna E Edmunds MBChB
9:27 AM	Intervention Round Two: When Angle Surgery Fails—Aqueous Shunt Surgery and Trabeculectomy in Pediatric Glaucoma	Dale K Heuer MD
9:33 AM	Case Presentation: Aphakic or Pseudophakic Pediatric Glaucoma	David S Walton MD
9:35 AM	Glaucoma After Pediatric Cataract Extraction	Scott R Lambert MD
9:41 AM	Genetic Testing and Counseling: Who, When, and Why	Wallace L M Alward MD
9:47 AM	Case Presentation: Teen or Young Adult With Old Pediatric Glaucoma	Maria Papadopoulos MBBS
9:49 AM	All Grown Up: Teens and Adults Who Had Childhood Glaucoma	Alana L Grajewski MD
9:55 AM	Conclusion and Discussion	Sharon F Freedman MD
9:57 AM	Advocating for Patients	Thomas A Graul MD
10:02 AM	REFRESHMENT BREAK and AAO 2015 EXHIBITS	
Section III: Playing Your Hand with Early Glaucoma—Current Dilemmas, Future Tools		
<i>Moderator: Anthony D Realini MD, Anjali M Bhorade MD</i>		
10:40 AM	Introduction Blackjack or Bust: Is 21 Still a Magic Number? Case Presentations of Early Glaucoma vs. Suspects	Anthony D Realini MD
10:41 AM	Case Presentation	Robert D Fechtner MD FACS
10:43 AM	ARS Question – Audience Vote	

Saturday, Nov. 14 (cont.)

10:44 AM	Case Presentation	Gail F Schwartz MD
10:46 AM	ARS Question – Audience Vote	
10:47 AM	Case Presentation	Thasarat S Vajaranant MD
10:49 AM	ARS Question – Audience Vote	
10:50 AM	Case Presentation	Steven L Mansberger MD MPH
10:52 AM	ARS Question – Audience Vote	
10:53 AM	Case Presentation	Carla J Siegfried MD
10:55 AM	ARS Question – Audience Vote	
10:56 AM	Surveying Your Cards: Optimal Strategies to Monitor Glaucoma Suspects	Joshua D Stein MD MS
11:03 AM	Doubling Down on Prostaglandin Analog Therapy: Single Agent, Fixed Combination, or SLT?	Sanjay G Asrani MD
11:10 AM	The Disease That Never Sleeps: 24-Hour IOP Monitoring Devices	Kaweh Mansouri MD
11:17 AM	New Strategies to Beat the Odds: Controlled Delivery of IOP Medications	Gary D Novack PhD
11:24 AM	Provider Roulette: New Models of Care	David S Friedman MD MPH PhD
11:31 AM	ARS Question – Audience Vote	
11:32 AM	Point – Counterpoint: Cashing Out Too Soon: Which Form of Noncompliance Poses a Higher Risk for Glaucoma Progression? Noncompliance With Therapy	Ivan Goldberg MBBS FRANZCO
11:39 AM	Point – Counterpoint: Cashing Out Too Soon: Which Form of Noncompliance Poses a Higher Risk for Glaucoma Progression? Noncompliance With Follow-Up	Kuldev Singh MD MPH
11:46 AM	ARS Question – Audience Vote	
The American Glaucoma Society Subspecialty Day Lecture		
11:47 AM	Introduction of the Lecturer	David S Greenfield MD
11:49 AM	OHTS at 20 Years: What We Have Learned and What We Hope To Learn	Michael A Kass MD
12:19 PM	Presentation of the Award	David S Greenfield MD
12:20 PM	LUNCH and AAO 2015 EXHIBITS	
Section IV: Spotlight on Angle-Closure Glaucoma		
<i>Moderator: Shan C Lin MD</i>		
1:35 PM	Introduction	Shan C Lin MD
1:37 PM	Setting the Stage: Laser Iridotomy – When, Where, and How Large?	Mingguang He MD PhD
1:43 PM	ARS Question – Audience Vote	
1:44 PM	Point – Counterpoint: Gonioscopy Is the Gold Standard and Management Should be Based on This Procedure	Tanuj Dada MD
1:50 PM	Point – Counterpoint: Anterior Segment Imaging Is More Precise and Represents the “True Angle”	Hiroshi Ishikawa MD
1:55 PM	Summary and Panel Discussion	
2:00 PM	ARS Question – Audience Vote	
2:01 PM	Point – Counterpoint: Clear Lens Extraction Is Effective and Safe for Angle-Closure Glaucoma (and Insurance Should Pay for It as Primary Treatment)	Clement C Y Tham FRCS MBBS
2:07 PM	Point – Counterpoint: Clear Lens Extraction Has Not Been Sufficiently Demonstrated to be Safe and Effective (and Insurance Shouldn't Pay for It as Primary Treatment)	Tin Aung FRCS PhD
2:13 PM	Summary and Panel Discussion	
2:18 PM	ARS Question – Audience Vote	
2:19 PM	Point – Counterpoint: Laser Iridoplasty Is Effective for Treating Angle-Closure Glaucoma	Robert Ritch MD FACS
2:25 PM	Point – Counterpoint: Laser Iridoplasty Is Not Effective for Treating or Preventing Angle-Closure Glaucoma	Paul J Foster FRCS
2:31 PM	Audience Vote, Summary, and Panel Discussion	
2:35 PM	REFRESHMENT BREAK and AAO 2015 EXHIBITS	
Section V: Video Surgical Nightmares—Managing the Cards You are Dealt		
<i>Moderators: Yvonne M Buys MD</i>		
<i>Panelists: Iqbal K Ahmed MD, Thomas W Samuelson MD, Marlene R Mosier MD, Keith Barton MD, Lama A Al-Aswad MD</i>		
3:15 PM	Introduction	Yvonne M Buys MD
3:17 PM	Scleral Flap Dehiscence	Marlene R Mosier MD

Saturday, Nov. 14 (cont.)

3:23 PM	Bleb Revision for Hypotony	Keith Barton MD
3:29 PM	Tube Exposure	Lama A Al-Aswad MD
3:35 PM	Panel Discussion	
3:40 PM	Complications With iStent Insertion	Steven R Sarkisian MD
3:46 PM	Ab Interno Ex-PRESS Shunt Removal	Davinder S Grover MD
3:52 PM	Panel Discussion	
3:58 PM	Aqueous Misdirection During Trabectome	Douglas J Rhee MD
4:03 PM	Management of Intraoperative Suprachoroidal Hemorrhage	Steven D Vold MD
4:08 PM	Panel Discussion	
4:13 PM	Conclusion	Yvonne M Buys MD
Section VI: Counting All of the Cards—Surgical Management of Glaucoma in Comorbidities		
<i>Moderator: Lucy Q Shen MD</i>		
4:15 PM	Introduction	Lucy Q Shen MD
4:17 PM	Case Presentation: Glaucoma After Descemet's Stripping Endothelial Keratoplasty	Lucy Q Shen MD
4:18 PM	Special Considerations for Glaucoma Surgery in Patients After Corneal Transplantation: Options and Potential Pitfalls	Peter Andreas Netland MD PhD
4:24 PM	Comanaging Corneal Transplant Patients After Glaucoma Surgery: Preserving Corneal Endothelium and Vision Rehabilitation	Samir A Melki MD PhD
4:30 PM	ARS Question: What Glaucoma Surgery Would You Choose for This Patient?	
4:31 PM	Case Presentation: Glaucoma and AMD With Anti-VEGF Treatment	Lucy Q Shen MD
4:32 PM	Anti-VEGF Agents and Their Effect on IOP	K Bailey Freund MD
4:38 PM	Glaucoma Surgeries and Potential Complications in Patients Undergoing Frequent Anti-VEGF Injections	Malik Y Kahook MD
4:44 PM	ARS Question: What Surgery Would You Choose for This Patient?	
4:45 PM	Case Presentation: Glaucoma in a Child with Chronic Anterior Uveitis	Anne Louise Coleman MD PhD
4:46 PM	Inflammation and IOP: When Is Steroid Therapy Beneficial in Uveitic Glaucoma?	Gary N Holland MD
4:52 PM	Surgical Options for Uveitic Glaucoma: Pros and Cons of Tube vs. Trabeculectomy	Anne Louise Coleman MD PhD
4:58 PM	ARS Question: What Surgery Would You Choose for This Patient?	
4:59 PM	Panel Discussion	
5:05 PM	Closing Remarks	James D Brandt MD
5:07 PM	ADJOURN	

Neuro-Ophthalmology 2015:

Neuro-Ophthalmology Made Ridiculously Simple

In conjunction with the North American Neuro-Ophthalmology Society (NANOS)

SA Neuro-Ophthalmology Subspecialty Day is designated as "self-assessment" credit and is pre-approved by the ABO for the Maintenance of Certification (MOC) Part II CME requirements.

Program Directors: Michael S Lee MD and Prem Subramanian MD PhD

Location: Venetian Ballroom IJ

Saturday, Nov. 14

7:00 AM CONTINENTAL BREAKFAST

8:00 AM Welcome and Introductions

Michael S Lee MD

Section I: Vision Loss Made Ridiculously Simple

Moderators: Sophia Mihe Chung MD, Mays A El-Dairi MD

Panelists: Lynn K Gordon MD PhD, Jacqueline A Leavitt MD, Grant T Liu MD, Neil R Miller MD

8:05 AM "I Suddenly Lost Vision in One Eye"

Marie D Acierio MD

8:20 AM "I am Slowly Losing Vision in One of My Eyes"

Guy V Jirawuthiworavong MD

8:35 AM "My Doctor Says I Might Have Glaucoma"

Jacinthe Rouleau MD

8:50 AM Mini-Talk: How I Use Testing When I Suspect Optic Neuropathy

Alfredo A Sadun MD PhD

9:00 AM "I Lose My Vision and Then It Comes Back"

Jeffrey Bennett MD PhD

9:15 AM "I'm Losing Vision In Both Eyes"

John J Chen MD

9:30 AM "Can My Child See?"

Gena Heidary MD

9:40 AM Recap

Prem S Subramanian MD PhD

9:50 AM Advocating for Patients

Lynn K Gordon MD PhD

9:55 AM REFRESHMENT BREAK and AAO 2015 EXHIBITS

Section II: Your "What" Hurts? Eye Pain and Headache Made Ridiculously Simple

Moderators: Andrew G Lee MD, Anne S Abel MD

Panelists: Kathleen B Digre MD, Lanning B Kline MD, Gregory S Kosmorsky DO, Nicholas J Volpe MD

10:25 AM "Worst Headache of My Life!"

S Tonya Stefko MD

10:40 AM "My Head Hurts for Days on End..."

John Pula MD

10:55 AM "My Eye Just Aches All the Time"

Rod Foroosan MD

11:10 AM Mini-Talk: "Where Do I Begin?" Headache History and Exam Made Ridiculously Simple

Lynn K Gordon MD PhD

11:20 AM "The Light!! It Hurts My Eyes!!"

Bradley J Katz MD

11:35 AM "It Hurts When I Talk, and This Cough Won't Go Away"

Gabrielle R Bonhomme MD

11:50 AM Recap

Michael S Lee MD

11:55 AM LUNCH and AAO 2015 EXHIBITS

Section III: Double Vision and Nystagmus Made Ridiculously Simple

Moderators: Mitchell B Strominger MD, Sarita B Dave MD

Panelists: Michael C Brodsky MD, Leah Levi MD, Nancy J Newman MD, Peter J Savino MD

1:10 PM "I See Double and My Eyelid Is in the Way"

Paul H Phillips MD

1:25 PM "I See Two Golf Club Heads When I Putt"

Courtney E Francis MD

1:40 PM "Things Are Blurry and Jumpy When I Read"

Janet C Rucker MD

1:55 PM Mini-Talk: Orbital Pulleys and Muscles Made Ridiculously Simple

Joseph L Demer MD PhD

2:05 PM "Words Run Together on the TV"

Kimberly M Wings MD

2:20 PM "I See Double When I Get Tired"

Marc J Dinkin MD

2:35 PM "I See Double After My Cataract Surgery"

Stacy L Pineles MD

2:50 PM Recap

Michael S Lee MD

2:55 PM REFRESHMENT BREAK and AAO 2015 EXHIBITS

Saturday, Nov. 14 (cont.)

Section IV: Test Interpretation Made Ridiculously Simple

Moderators: Rudrani Banik MD, Collin M McClelland MD

Panelists: Anthony C Arnold MD, Valerie Biousse MD, Randy H Kardon MD PhD, Jeffrey G Odel MD

3:25 PM	What Do I Do With This Visual Field?	Gregory P Van Stavern
3:40 PM	Should I Trust My Exam or the OCT?	M Tariq Bhatti MD
3:55 PM	I Can't Get Cocaine Drops in My Office!	Heather Moss MD PhD
4:10 PM	Mini-Talk: Bias in Testing—Do I Only Find What I Thought Was There?	Harold E Shaw Jr MD
4:20 PM	The MRI Is Abnormal- Now What?	Fiona E Costello MD
4:35 PM	Everyone's ESR Is High- Who Needs a Biopsy?	Todd A Goodglick MD
4:50 PM	Recap	Prem S Subramanian MD PhD
4:55 PM	Closing Remarks	Prem S Subramanian MD PhD
4:57 PM	ADJOURN	

Pediatric Ophthalmology 2015: Golden Nuggets of Knowledge

In conjunction with the American Association for Pediatric Ophthalmology and Strabismus and the American Academy of Pediatrics

Program Directors: Daniel E Neely MD, R Michael Siatkowski MD

Location: Venetian Ballroom GH

Saturday, Nov. 14

7:00 AM CONTINENTAL BREAKFAST

8:00 AM Welcome and Introductions

Daniel E Neely MD
R Michael Siatkowski MD

Section I: My Toughest Case—Strabismus

Moderator: Oscar Alfredo Cruz MD

8:02 AM Introduction

Oscar Alfredo Cruz MD

8:03 AM Crisscross Poker

Hilda Capo MD

8:12 AM It's All in the Spin

Stephen P Christiansen MD

8:21 AM Little Things Mean a Lot

David K Coats MD

8:30 AM Croupier's Challenge: A Woman With Spinning, Skewing Strabismus

David G Hunter MD PhD

8:39 AM Know When to Hold 'Em and When to Fold 'Em: Replacing the Lost Force

Monte A Del Monte MD

8:48 AM Never Give In, Never Give Up

Scott E Olitsky MD

8:57 AM Conclusion

Oscar Alfredo Cruz MD

Section II: Retinoblastoma Management 2015—Boxcars or Snake Eyes?

Moderator: David A Plager MD

8:58 AM Introduction

David A Plager MD

8:59 AM Who Needs Intra-arterial Chemotherapy?

David H Abramson MD FACS

9:08 AM Who Needs Systemic Chemotherapy?

Matthew W Wilson MD

9:17 AM Who Needs Intravitreal Chemotherapy?

Carol L Shields MD

9:26 AM Who Needs Genetic Testing?

Brenda L Gallie MD

9:35 AM Case Presentations and Discussion

9:57 AM Conclusion

David A Plager MD

9:58 AM REFRESHMENT BREAK and AAO 2015 EXHIBITS

Section III: High Stakes in ROP

Moderator: Laura B Enyedi MD

10:38 AM Introduction

Laura B Enyedi MD

10:39 AM The ROP Show: Featuring Vessels and Neural Tissue on OCT

Cynthia A Toth MD

10:47 AM ROP Treatment: Round 2

Antonio Capone Jr MD

10:55 AM ROP: A Global Perspective

R V Paul Chan MD

11:03 AM Prospects for Prevention

Lois E H Smith MD PhD

11:11 AM Mechanisms of Anti-VEGF and Prospects for Future Treatments

Mary Elizabeth Hartnett
MD FACS

11:19 AM Telemedicine in the United States: Ready for Prime Time?

Michael F Chiang MD

11:27 AM The SUPPORT Study Controversy

David K Wallace MD MPH

11:35 AM Conclusion

Laura B Enyedi MD

Section IV: Surgical Surprises—The Morning After

Moderator: Daniel E Neely MD

11:36 AM Introduction

Daniel E Neely MD

11:37 AM Graves Disease: One Minute You're Up, the Next You're Down (or Vice Versa)

Mark L Silverberg MD

11:46 AM Doc, I Think You Did Surgery on the Wrong Eye!

Donny Won Suh MD

11:55 AM You Really Irritate Me!

Yasmin Bradfield MD

12:04 PM Botox Gone Bad

K David Epley MD

12:13 PM E.T. Go Home

Evelyn A Paysse MD

12:22 PM Double Bubble Trouble

Kanwal K Nischal MBBS

Saturday, Nov. 14 (cont.)

12:31 PM	Conclusion	Daniel E Neely MD
12:32 PM	LUNCH and AAO 2015 EXHIBITS	
Section V: Know When to Hold 'Em, Know When to Fold 'Em—Ethics and Your Practice		
<i>Moderator: Daniel J Karr MD</i>		
1:40 PM	Advocating for Patients	Kenneth Paul Cheng MD
1:45 PM	Introduction	Daniel J Karr MD
1:46 PM	Stop, Look and Listen: Ethical No-Fly Zones	Christie L Morse MD
1:56 PM	So You Think You Are an Expert: Ethical Expert Witness Testimony	Ron W Pelton MD PhD
2:06 PM	Anti-VEGF for Pediatric Retina: A Game of Roulette or Standard of Care	R V Paul Chan MD
2:16 PM	Protect Their Data, Protect Yourself: HIPAA and the Risks of Digital Media	Keith D Carter MD FACS
2:26 PM	Don't Touch My Baby: The Ethics of Pediatric Research and Institutional Review Board Requirements	Carla J Siegfried MD
2:36 PM	Summary	Christie L Morse MD
2:39 PM	Conclusion	Daniel J Karr MD
2:40 PM	REFRESHMENT BREAK and AAO 2015 EXHIBITS	
Section VI: True Confessions from the Experts—What I Never Knew		
<i>Moderator: R Michael Siatkowski MD</i>		
3:20 PM	Introduction	R Michael Siatkowski MD
3:21 PM	A Better E-Nuclear Weapon: A Novel Use of the Tonsil Snare	Edward G Buckley MD
3:29 PM	CT, X-Rated: The Bad News in Cerebrotendinous Xanthosis	Sean P Donahue MD PhD
3:37 PM	Turn the Lights on and Keep Two Feet on the Floor: Improving Your History-Taking and Physical Examination	Constance E West MD
3:45 PM	Stripping With Bad Hairs: Superior Oblique Surgery and Ciliopathies	David B Granet MD
3:53 PM	(Ig) Gee, That's News to Me: IgG4 Disease and Other Stuff	Stacy L Pineles MD
4:01 PM	When in Doubt, Don't Try Anything: The Value of Retesting and Prism Adaptation Pearls	Alex Christoff CO
4:09 PM	Patience for Patients: Views From the Other Side	Katherine A Lee MD PhD
4:17 PM	Conclusion	R Michael Siatkowski MD
Section VII: Wild Cards! Menacing and Remarkable Video Presentations in Pediatric Neuro-Ophthalmology		
<i>Moderator: Jane C Edmond MD</i>		
4:18 PM	Introduction	Jane C Edmond MD
4:19 PM	Craps!	Grant T Liu MD
4:25 PM	Up the Ante!	Sonal R Farzavandi FRCS
4:31 PM	Losing Your Poker Face	Paul H Phillips MD
4:37 PM	Stuck!	Gena Heidary MD
4:43 PM	Nystagmus in a Happy Waif	Michael C Brodsky MD
4:49 PM	Bluff!	Mays A El-Dairi MD
4:55 PM	Anisocoria in Motion	Giovanni B Marcon MD
5:01 PM	Keep Your Eyes on the Prize	Mark S Borchert MD
5:09 PM	Snake Eyes!	Rosario Gomez De Liano MD
5:15 PM	Conclusion	Jane C Edmond MD
5:16 PM	Closing Remarks	Daniel E Neely MD R Michael Siatkowski MD
5:17 PM	ADJOURN	

Refractive Surgery 2015: The Vegas Player's Guide of Refractive Surgery—Everyone Wins!

The Annual Meeting of the International Society of Refractive Surgery

Sponsored by ISRS

SA Refractive Surgery Subspecialty Day is designated as “self-assessment” credit and is pre-approved by the ABO for the Maintenance of Certification (MOC) Part II CME requirements.

Program Directors: A John Kanellopoulos MD; Bonnie A Henderson MD

Location: Venetian Ballroom EF

Friday, Nov. 13

7:00 AM CONTINENTAL BREAKFAST

8:00 AM Opening Remarks

A John Kanellopoulos MD
Bonnie A Henderson MD

Opening Keynote

8:05 AM Cornea Biomechanics and Its Application in Refractive Surgery

William J Dupps MD PhD

Section I: Roll the Dice—New Diagnostics in Refractive Surgery

Moderators: Douglas D Koch MD, Sonia H Yoo MD

8:15 AM New Corneal Imaging Devices: Clinical Examples and Applications

Terry Kim MD

8:22 AM Magnitude and Long-term Stability Associated With Changes After Crosslinking

Parag A Majumdar MD

8:29 AM Combining Refractive and Crosslinking Applications

Avi Wallerstein MD

8:36 AM Diagnostics for Dry Eye

Michael B Raizman MD

8:43 AM Preop IOL Calculations and Challenging Cases

Mitchell P Weikert MD

8:50 AM Intraop IOL and Astigmatism Diagnostics

Robert J Weinstock MD

8:57 AM How To Design A Universal Intraocular Lens Calculator

Samir I Sayegh MD PhD

9:01 AM Scheimpflug Analysis of Patients With Highly Asymmetric Keratoconus

J Bradley Randleman MD

9:05 AM Ectasia Detection: Scheimpflug Tomography Is the Most Accurate

Renato Ambrósio Jr MD

9:10 AM Ectasia Detection: Placido and Other Reflection Topography Is the Most Accurate

Jonathan H Talamo MD

9:15 AM Ectasia Detection: Anterior Segment OCT Is the Most Accurate

George Asimellis PhD

9:20 AM Panel Discussion

Stephen D Klyce PhD, Marguerite B McDonald MD, Roberto Pineda II MD,
Yaron S Rabinowitz MD, Ahmed N Sedky MBBCH, Steven E Wilson MD

9:30 AM REFRESHMENT BREAK

ISRS Awards

10:07 AM Presentation of the 2015 ISRS Awards

Ronald R Krueger MD

Section II: Holding the Perfect Hand—Cornea- and Lens-Based Procedures

Moderators: Robert J Cionni MD, Jack T Holladay MD MSEE FACS

10:17 AM Excimer Laser Preby Applications: Clinical Examples and Techniques

Gustavo E Tamayo MD

10:24 AM Customized Excimer Platforms Update

Theo Seiler MD PhD

10:31 AM Update on Cornea Inlays for Presbyopia

Jay Stuart Pepose MD PhD

10:38 AM Intracorneal Ring Segments Review: New and Current Applications

Jorge L Alio MD PhD

10:45 AM Monofocal IOLs, Toric IOLs: New and Current Applications

Alan N Carlson MD

10:52 AM Overview on Trifocal, Multifocal, and Enhanced Depth of Focus IOLs

Thomas F Neuhauss MD

10:59 AM Phakic IOL Review: New and Current Applications

Allon Barsam MBBS FRCOphth

11:06 AM Novel Lasers for Refractive Surgery

Michael Mrochen PhD

11:13 AM Review of Current and New Femtosecond Lasers and Their Applications in Refractive Surgery

Burkhard Dick MD

11:23 AM Panel Discussion

Francesco Carones MD, Arthur B Cummings MD, David R Hardten MD,
Peter J McDonnell MD, Alan Sugar MD

Friday, Nov. 13 (cont.)

Section III: Fair Game—Refractive Surgery Interactive Doctor-Patient Consultations

Moderators: Louis D "Skip" Nichamin MD, Vance Michael Thompson MD

11:33 AM	"I do not want to wear any glasses after cataract surgery, Doctor!"	Helen K Wu MD Michael E Snyder MD
11:40 AM	Is Femto-Cataract Better Than Traditional?	Karl G Stonecipher MD Bryan S Lee MD JD
11:47 AM	"I have been a myope all my life; should I aim for no glasses at far?"	Audrey R Talley-Rostov MD Brandon Ayres MD
11:54 AM	"I want to have laser vision correction for -6 D and I am 45 years old; what are my options, Doctor?"	Thomas Kohnen MD PhD FEBO Miltos Balidis MD
12:01 PM	"I had LASIK 5 years ago, and I still see haloes at night. Can you fix it, Doctor, or should I sue?"	Carlos Buznego MD D Rex Hamilton MD
12:08 PM	"I want refractive surgery now! Why should I wait for my corneal surface to be improved, and who cares about dry eye?"	Christopher E Starr MD Neda Shamie MD
12:15 PM	Advocating for Patients	Stephanie Jones Marioneaux MD
12:20 PM	LUNCH – Hall D ISRS Member's Lunch and Program – Venetian GH	

Section IV: The "Mojo Bag" of Videos on Lens and Cornea Refractive Surgery Complications

Moderator: Amar Agarwal MD, Ronald R Krueger MD

1:35 PM	Suturing a Capsular Tension Ring	Robert K Maloney MD
1:40 PM	Dislocated IOL Management With the Glued IOL Technique	Eric D Donnenfeld MD
1:45 PM	Challenging Exchange of Refractive IOL	David F Chang MD
1:50 PM	Mastering the Trocar Anterior Chamber Maintainer and Pre-Descemet Endothelial Keratoplasty With Glued IOL	Amar Agarwal MD
1:55 PM	When Things Started Blowing, Try Beans	George Beiko MD
2:00 PM	Placement of a Toric IOL in a Compromised Capsular Bag	William B Trattler MD
2:05 PM	Corneal Inlay Complications	George O Waring IV MD
2:10 PM	Small-Incision Lenticule Extraction (SMILE) Complications	Ronald R Krueger MD
2:15 PM	Endothelial Keratoplasty and IOL Implantation	Sadeer B Hannush MD
2:20 PM	Panel Discussion Kendall E Donaldson MD, Preeya K Gupta MD, Robert H Osher MD, Roger F Steinert MD, Michael D Straiko MD	

REFRESHMENT BREAK and BREAK WITH THE EXPERTS

2:30 - 3:10 PM – Hall D

Cataract and IOL Complications	Ehud I Assia MD Abhay Raghukant Vasavada MBBS FRCS
Collagen Crosslinking	George D Kymionis MD PhD Paolo Vinciguerra MD
Corneal Inlays	Ioannis G Pallikaris MD Minoru Tomita MD PhD
Elevation Corneal Tomography	Hungwon Tchah MD Michael W Belin MD
Laser Refractive Lens Surgery	William J Fishkind MD FACS John A Hovanesian MD
Intracorneal Rings	Efekan Coskunseven MD Aylin Kiliç MD
Laser Vision Correction Enhancements	Steven I Rosenfeld MD FACS R Doyle Stulting MD PhD
Phakic IOLs	Arturo S Chayet MD Alaa M Eldanasoury MD
Planning IOL Powers	John So-Min Chang MD Bonnie A Henderson MD
Presbyopic IOL Pearls	Beatrice Cochener MD Scott M MacRae MD
Toric IOL Pearls	Jose L Gueli MD PhD Marianne O Price PhD

Friday, Nov. 13 (cont.)

Section V: ESCRS Symposium: Secondary Procedures After Refractive Surgery

Moderator: Roberto Bellucci MD

3:10 PM	Outcomes of Cataract Surgery in Post-Refractive Surgery Eyes	Sonia Manning MD
3:16 PM	Residual Astigmatism After Toric IOL Implantation	Rudy Nuijts MD
3:22 PM	Multifocal IOL Dissatisfaction: Causes and Solutions	Oliver Findl MD
3:28 PM	Secondary Procedures in Eyes With Phakic IOLs	Jose L Gueli MD PhD
3:34 PM	Dealing With SMILE Inaccuracies	David Donate MD
3:40 PM	Retreatments After Presbyopic LASIK	Roberto Bellucci MD
3:46 PM	Discussion	

Section VI: The Journal of Refractive Surgery's Hot, Hotter, Hottest—Late Breaking News

Moderators: J Bradley Randleman MD, Karoline M Rocha MD

3:55 PM	Introduction of Troutman Prize	J Bradley Randleman MD
4:00 PM	Troutman Prize: Antibacterial Efficacy of Accelerated Photoactivated Chromophore for Keratitis-Corneal Collagen Crosslinking	Olivier Richoz MD
4:15 PM	The Role of PTA in Screening	Marcony R Santhiago MD
4:20 PM	Simultaneous Correction of Unilateral Rainbow Glare and Residual Astigmatism by Undersurface Flap Photoablation After Femtosecond Laser-Assisted LASIK	Damien Gatinel MD
4:25 PM	Stromal Surface Topography-Guided Custom Ablation as a Repair Tool for Corneal Irregular Astigmatism	Dan Z Reinstein MD
4:30 PM	Long-Term Postoperative Results of T-Fixation Technique Used for Intracocular Lens Fixation	Toshihiko Ohta MD
4:35 PM	Profocal Cornea Created by Transparent Hydrogel Corneal Inlay: Mechanism of Action and Clinical Implications	Douglas D Koch MD
4:40 PM	Initial Clinical Experience with a New Laser Approach for Precise Capsulotomies	Richard B Packard MD
4:45 PM	Micro-Electrostimulation of the Ciliary Body as a New Non-Invasive Method for Presbyopia Treatment: Early Results	Luca Gualdi MD
4:50 PM	Sedky Approach for RelExSmile Re-Treatment	Ahmed N Sedky MBBCH
4:55 PM	Diagnostic Intraoperative and Swept Source Postoperative Optical Coherence Tomography (OCT) for the Prediction of Postoperative Intraocular Lens Position During Femtosecond Refractive Laser Assisted Cataract Surgery (ReLACS)	Joseph J Ma MD
5:00 PM	Refractive Lenticule Implantation (Relimp) for Unilateral Aphakia	Osama I Ibrahim MD PhD
5:05 PM	PRESBV (Presbyopia Vejarano) TEARS Non-invasive Solution for Presbyopia	Luis Felipe Vejarano MD
5:10 PM	JRS QwikFacts	J Bradley Randleman MD
5:15 PM	Closing Remarks	A John Kanellopoulos MD Bonnie A Henderson MD

Refractive Surgery E-Posters

Friday - Tuesday, Nov. 13 - 17 Level 2

View at the Scientific Posters Online computer terminals.

Diagnostics/Biomechanics/Ectasia/CXL

RP30045306 Analysis of Corneal Biomechanical Properties After Femtosecond-LASIK Using a Noncontact Tonometer With a Dynamic Ultrahigh-Speed Scheimpflug Camera

Ryan N Mercer BS

RP30045307 Comparison of Corneal Biomechanical Parameters in Keratoconus and Normal Eyes Using a Noncontact Tonometer With a Dynamic Ultrahigh-Speed Scheimpflug Camera

Karolinne M Rocha MD

RP30045309 Bilateral Central Toxic Keratopathy After LASIK: A Case Report and Review of the Literature

Ahmed A Abdelmaksoud FRCS

RP30045311 Evolution Profiles of Different Corneal Parameters in Progressive Keratoconus

David Smadja MD

RP30045317 Outcomes of Femtosecond Flap LASIK Enhancement After Primary PRK Regression

Mohammed A Taha MBBS

RP30045348 Comparison of Corneal Epithelial Thickness Measurements by OCT and VHF Digital Ultrasound

Dan Z Reinstein MD

RP30045352 Asphericity After Transepithelial Photorefractive Keratectomy Using 2 Lasers

David T Lin MD

RP30045354 Comparison of IOP Evaluation Before and After Myopic PRK With 4 Different Devices

Michele Lanza MD

RP30045355 A Novel Vacuum-Mediated System to Deliver Riboflavin to the Cornea

Edward E Manche MD

RP30045358 Sequential Corneal Collagen Crosslinking and Topography-Guided PRK in Keratoconus Treatment

Alexander V Doga MD PhD

RP30045360 More Selective Crosslink

Carla Santos Medeiros MD

RP30045365 Vitreoretinal Alterations Following Microkeratome-Assisted LASIK: Spectral Domain OCT Analysis

Akihiro Yasuda MD

RP30045368 Early Outcome of Combined Small-Incision Lenticular Extraction (SMILE) and Corneal Collagen

Crosslinking
Lap Ki Ng MD

RP30045369 Visual, Refractive, and Aberrometric Outcomes After 3 Years of LASIK for the Correction of High Myopia

Felipe Soria MD

RP30045395 Accommodative Response With a New Accommodative IOL

Jorge L Alio MD PhD

RP30045396 Three Years' Follow-up After Hyperopic LASIK Using a 500-Hz Excimer Laser System

Ahmed A Abdou MD PhD

RP30045397 Visual Performance of a New Trifocal Toric Diffractive IOL

Felipe A Soria MD

RP30045398 Long-term Corneal Topography Stability After PresbyLASIK Treatment

Ahmed A Abdou MD PhD

RP30045399 Documentation of Stromal Strengthening in Myopic LASIK With Adjunct Corneal Crosslinking: An Ex Vivo Comparison Study

A John Kanellopoulos MD

RP30045400 Intrastromal Corneal Ring Segment Implantation for Ectasia After Refractive Surgery

Marisa Novaes Falleiro Chaves de Figueiredo Rassi

RP30045403 Ex Vivo Comparison of Biomechanical Changes in High Myopic LASIK vs. Small-Incision Lenticule Extraction (SMILE)

Ioanna Kontari MD

RP30045405 Small-Incision Lenticular Extraction (SMILE) vs. LASIK Treating High Myopic Patients

Jorge L Alio MD PhD

RP30045406 Transepithelial and Stromal Pulsed-Light Accelerated Corneal Crosslinking for Patients With Progressive Keratoconus

Andrew Olivo MD

RP30045410 Pupil Shape, Size, and Centroid Changes Associated With Clear-Cornea Cataract Surgery

Ioanna Kontari MD

RP30045411 OCT and Scheimpflug Tomography Ectasia Diagnostics: Corneal Epithelium, Total Thickness and Refractive Symmetry Mapping

A John Kanellopoulos MD

RP30045412 Refractive Power Changes in Ectasia Management With the Athens Protocol: Topo-Guided PTK and Corneal Crosslinking

Gregory J Pamel MD

RP30045420 Anterior Segment OCT to Assess Predictability of Femtosecond Laser-Assisted Intrastromal Corneal Ring Segment Depth

Michele Pacheco-Quito MD

RP30045421 Evaluation of Topography-Guided Photorefractive Keratectomy for Irregular Astigmatism Following Penetrating Keratoplasty: One-Year Result
Simon P Holland MD

RP30045422 Comparison of Early Results of Topo-Guided Photorefractive Keratectomy With 2 Lasers
Simon P Holland MD

RP30045423 Evaluation of Transepithelial Photorefractive Keratectomy After Modification of Laser Beam Profile
David T Lin MD

RP30045424 Prevalence of Color Vision Deficiency in Saudi Males Aspiring to Join Saudi Military
Nasir Nisar MBBS

RP30045427 Effects of Small-Incision Lenticule Extraction (SMILE) on Corneal Endothelial Cells
Arturo J Ramirez-Miranda MD

RP30045428 IOL Power Calculations Following Myopic LASIK: A Systematic Review With Meta-analysis
Qi Yu MD

RP30045429 Quality of Life After Refractive Surgery: Small-Incision Lenticule Extraction and Implantable Collamer Lens
Juan Carlos Serna MD

RP30045435 Utility of Intraoperative Refractive Aberrometry During Resident Cataract Surgery
Natasha V Nayak MD

RP30045438 Epithelial-on Corneal Crosslinking in Thin Corneas
William B Trattler MD

RP30045444 Posterior Corneal Changes After Intracorneal Ring Segment Implantation in Eyes With Keratoconus
Orkun Muftuoglu MD

RP30045445 Correlation of Anterior and Posterior Corneal Shape in Clinical Keratoconus
Arturo J Ramirez-Miranda MD

JRS Hot, Hotter, and Hottest: Late Breaking News

RP30045312 The Visual and Refractive Outcomes and Aberrometric Changes of Aspheric Wavefront-Guided vs. Aspheric Laser-Assisted Subepithelial Keratectomy With TENEOTM 317 P for Myopia Correction: Prospective 6-Month Study
Seyed Javad Hashemian MD

RP30045318 Review of Postoperative Care Following Refractive Surgery in the U.S. Military
Marshall Hill MD

RP30045319 New Technique for Astigmatism: Beveled, Full-Thickness Astigmatic Keratotomy
Sujoung Mun MD

RP30045320 Evaluation of a Bitoric, Trifocal Multifocal IOL
Florian T A Kretz MD

RP30045321 Evaluation of 2 Multifocal IOLs With a Lower Near Addition
Florian T A Kretz MD

RP30045322 Small-Incision Lenticule Extraction (SMILE) Combined With Astigmatic Keratotomy to Treat High-level and Mixed Astigmatism
Sujoung Moon MD

RP30045329 Higher-Order Aberration Changes After Customized Femtolaser-Assisted LASIK vs. Laser-Assisted Subepithelial Keratectomy for the Correction of High Myopia and Astigmatism
Seyed Javad Hashemian MD

RP30045334 Evaluation of In Vitro Glistening Formation in Different Hydrophobic Acrylic IOLs
Ramin Khoramnia MD

RP30045335 Evaluation of Reading Performance With the Salzburg Reading Desk of an Extended Depth of Focus IOL
Ramin Khoramnia MD

RP30045336 Risk Factors for Poor Epithelial Flap Quality in Laser Epithelial Keratomileusis
Ali Fadlallah Yahya MD

RP30045337 Integrity of Intrastromal Arcuate Keratotomies Performed by Femtosecond Laser
Maheen Haque MD

RP30045338 A Tissue-Sparing Technique for Phototherapeutic Keratectomy With Mitomycin C for Intractable Corneal Haze After Surface Refractive Procedure
Ali Fadlallah Yahya MD

RP30045339 Long-term Risk Factors for Dry Eyes and Visual Aberrations After Corneal Refractive Surgery
Samir A Melki MD PhD

RP30045342 Clinical Impact After Implantation of Non-refractive Presbyopic Corneal Inlay: U.S. Investigational Device Exemption Clinical Trial Update
Gregory D Parkhurst MD

RP30045347 Small-Incision Lenticule Extraction (SMILE) Hyperopia: Comparison of Optical Zone Centration and Diameter and Higher-Order Aberrations Between LASIK and SMILE
Dan Z Reinstein MD

RP30045350 Nonrefractive Corneal Inlay for the Treatment of Presbyopia: U.S. FDA Clinical Trial Update
Roger F Steinert MD

RP30045351 Comparing 2 Different Presbyopia-Correcting Treatments: Nonrefractive Hydrogel Corneal Inlay and Monovision LASIK
Cornelis Verdoorn MD

RP30045353 Satisfaction Following Combined Small-Aperture Corneal Inlay (KAMRA) Implantation and LASIK for Presbyopia Correction in an Irish Population
Estera Igras FRCOPHTH MD MRCOPHTH

RP30045356 Toric IOL Alignment: Computerized, Image-Based System vs. Slitlamp Marking System
Paolo Vinciguerra MD

RP30045359 Long-term Results of Combined Small-Aperture Corneal Inlay (KAMRA) Implantation and LASIK for Presbyopia Correction
Estera Igras FRCOPHTH MD MRCOPHTH

RP30045372 A 3-Dimensional "Super Surface" Combining IOL Formulas to Create a "Super Formula" to Optimize IOL Calculations
John G Ladas MD

RP30045373 Femtosecond-Assisted LASIK With and Without Mitomycin C Performed to Correct Hyperopia: A 15-Month Follow-up
Montserrat Garcia-Gonzalez MD

RP30045374 Comparison of Optical Quality in Monofocal, Bifocal, and Trifocal IOLs of the Same Manufacturer
Tamer Tandogan MD

RP30045376 Visual Outcomes and Patient Satisfaction Following Implantation of the Tecnis Symphony IOL
David W Teenan MBChB

RP30045377 Initial Results of Cornea Inlay Use for Presbyopia in a Single Center Following FDA Approval
Phillip Hoopes Jr MD

RP30045383 Preliminary Outcomes in Phaco Refractive Surgery With Multifocal Lens in a Post-LASIK Hispanic Population
Jose A Nava Garcia MD

RP30045384 The Effect of Angle Kappa on Clinical Outcomes With Pupil-Centered Wavefront-Guided LASIK to Correct Hyperopia
Steven C Schallhorn MD

RP30045385 Outcomes of a Large Population of Wavefront-Guided LASIK Using a Recently Approved Aberrometer
Steven C Schallhorn MD

RP30045387 Treatment of Hyperopic Presbyopes With Laser Vision Correction Combined With Corneal Inlay Implantation
Jeffrey J Machat MD

RP30045388 Treatment of Myopic Presbyopes With Laser Vision Correction Combined With Corneal Inlay Implantation
Jeffrey J Machat MD

RP30045389 The Changes of Keratometric Values After Raindrop Corneal Inlay With LASIK in Hyperopic Presbyopia
Choun-ki Joo MD

RP30045390 Bilateral Implantation of a Polyfocal Bioanalogic IOL: One-Year Outcomes
Robert Edward T Ang MD

RP30045392 Safety and Efficacy of Myopic LASIK Performed on Thin Corneas
Jorge E Valdez-Garcia MD

RP30045402 Digitized Objective Excimer Laser Ablation Centration Evaluation: A Novel Postoperative Assessment Technique
George Asimellis PhD

RP30045407 Comparison of Wound Integrity Between Clear Corneal Incisions Created Using a Keratome or a Femtosecond Laser
Harvey S Uy MD

RP30045408 Novel Objective Assessment of Cyclorotation Compensation in Topo-Guided Excimer Ablation in Highly Irregular Corneas
George Asimellis PhD

RP30045409 Eighteen-Month Follow-up Results of Single-Step Transepithelial Photorefractive Keratectomy in Myopia: Qualitative and Quantitative Visual Outcomes
Soheil Adib Moghaddam MD

RP30045413 Monovision LASIK as a Treatment for Presbyopia
Alejandro Tamez MD

RP30045419 Visual, Refractive, and Clinical Outcomes of Small-Incision Lenticule Extraction (SMILE) vs. Implantable Collamer Lens for High Myopia
Jesus Cabral-Macias MD

RP30045425 Visual Performance Following Bilateral LASIK and Monocular Corneal Inlay Implantation
Wayne Crewe-Brown MD

RP30045431 Bioptics: Toric Implantable Collamer Lens Following Intracorneal Ring Segments in Keratoconus Patients
Tamer O Gamaly FRCS MD

RP30045436 Comorbidity of Dry Eye Syndrome in Patients Undergoing Allergy Skin Testing
Mujtaba A Qazi MD

RP30045440 Outcomes of Femtolasar-Assisted LASIK With Breakthrough Gas Bubble in Anterior Chamber During Flap Creation
Nagesh Bn MBBS MD

RP30045443 Laser Bridge Astigmatic Keratotomy Novel Incision Architecture: Comparison and Validation of Patient-Specific Computational Modeling
Anita Nevyas-Wallace MD

Retina 2015: Upping the Ante

In conjunction with the American Society of Retina Specialists, the Macula Society, the Retina Society, and Club Jules Gonin

Program Directors: Pravin U Dugel MD, Jennifer I Lim MD

Location: Palazzo Ballroom

Retina Exhibits (Friday): Level 1, Hall G

Friday, Nov. 13

7:00 AM CONTINENTAL BREAKFAST

8:00 AM Opening Remarks

Pravin U Dugel MD
Jennifer Irene Lim MD

Section I: Masters of Surgery

Moderators: Michael T Trese MD, Thomas J Wolfensberger MD

8:05 AM New Instruments

David R Chow MD

8:12 AM Retinal Detachment

Didier H Ducournau MD

8:17 AM 27-gauge Traction Retinal Detachment

Yusuke Oshima MD

8:22 AM Intraocular Lens

Jonathan L Prenner MD

8:27 AM Giant Retinal Tear

Maria H Berrocal MD

8:32 AM Proliferative Vitreoretinopathy

Stanley Chang MD

8:37 AM Trauma

Carl C Claes MD

8:42 AM Wound Construction

Kirk H Packo MD

Section II: Vitreoretinal Surgery, Part I

Moderators: Suber S Huang MD MBA, Marcos P Avila MD

8:47 AM Internal Limiting Membrane Peeling for All Macular Holes: Pro

John T Thompson MD

8:50 AM Internal Limiting Membrane Peeling for All Macular Holes: Con

Dante Pieramici MD

8:53 AM Audience Vote

8:54 AM Routine Intraoperative OCT Is Useful for Macular Surgery: Pro

Justis P Ehlers MD

8:57 AM Routine Intraoperative OCT Is Useful for Macular Surgery: Con

Dennis P Han MD

9:00 AM Audience Vote

9:01 AM 27-gauge Vitrectomy Will Be the New Standard for Pars Plana Vitrectomy: Pro

Christopher D Riemann MD

9:04 AM 27-gauge Vitrectomy Will Be the New Standard for Pars Plana Vitrectomy: Con

Edwin Hurlbut Ryan Jr MD

9:07 AM Audience Vote

9:08 AM Scleral Buckle Is Preferred in Young, Phakic Retinal Detachment Patients: Pro

Gaurav K Shah MD

9:11 AM Scleral Buckle Is Preferred in Young, Phakic Retinal Detachment Patients: Con

Philip J Ferrone MD

9:14 AM Audience Vote

9:15 AM Indocyanine Green Is Safe for Internal Limiting Membrane Peeling: Pro

Mathew W MacCumber MD PhD

9:18 AM Indocyanine Green Is Safe for Internal Limiting Membrane Peeling: Con

Julia A Haller MD

9:21 AM Audience Vote

9:22 AM Face-down Position Is Not Necessary for Macular Holes: Pro

Ehab N El Rayes MD PhD

9:25 AM Face-down Position Is Not Necessary for Macular Holes: Con

John S Pollack MD

9:28 AM Audience Vote

9:29 AM Pars Plana Vitrectomy Should be Combined With Cataract Extraction / IOL for All Cases: Pro

Timothy G Murray MD MBA

9:32 AM Pars Plana Vitrectomy Should be Combined With Cataract Extraction / IOL for All Cases: Con

Sunir J Garg MD FACS

9:35 AM Audience Vote

9:36 AM Heads Up – No Microscope Is the Future of Vitreoretinal Surgery: Pro

Claus Eckardt MD

9:39 AM Heads Up – No Microscope Is the Future of Vitreoretinal Surgery: Con

Steven T Charles MD

9:42 AM Audience Vote

9:43 AM The Timing of Vitrectomy for Retained Lens Material Is Critical: Pro

Michael W Stewart MD

9:46 AM The Timing of Vitrectomy for Retained Lens Material Is Critical: Con

Caroline R Bauman MD

9:49 AM Audience Vote

Friday, Nov. 13 (cont.)

9:50 AM	Pars Plana Vitrectomy for Diabetic Macular Edema Without Vitreomacular Traction Is Useful: Pro	David F Williams MD
9:53 AM	Pars Plana Vitrectomy for Diabetic Macular Edema Without Vitreomacular Traction Is Useful: Con	Darius M Moshfeghi MD
9:56 AM	Audience Vote	
9:57 AM	Advocating for Patients	John A Wells III MD
The Charles L Schepens MD Lecture		
10:02 AM	Introduction of the 2015 Charles L Schepens MD Lecturer	David W Parke II MD
10:07 AM	Digital Medicine: Implications for Retina and Beyond	Mark S Blumenkranz MD
10:27 AM	REFRESHMENT BREAK and RETINA EXHIBITS	
Section III: The Business of Retina		
<i>Moderators: Emmett T Cunningham Jr MD PhD MPH, Thomas C Lee MD</i>		
11:07 AM	Big Data: What Is It and How Will It Affect You?	William L Rich III MD FACS
11:14 AM	How Drugs and Devices Get Approved	Wiley Andrew Chambers MD
11:21 AM	The Gap in Global Health Care Delivery	David W Parke II MD
11:28 AM	Can It Be Less? Strategies for Reducing the Cost of Health Care	George A Williams MD
Section IV: Late Breaking Developments – Part I		
<i>Moderator: Daniel F Martin MD</i>		
11:35 AM	TBD	
11:42 AM	TBD	
Section V: My Coolest Surgical Video		
<i>Moderators: Tarek S Hassan MD, Carl C Awth MD</i>		
<i>Panelists: Sophie J Bakri MD, Susanne Binder MD, Marta Figueroa MD, Kazuaki Kadosono MD, Grazia Pertile MD, Stanislao Rizzo MD</i>		
11:49 AM	"Street View" of Macular Surgery	Cynthia A Toth MD
11:52 AM	Discussion	
11:57 AM	Silicone Oil Retention Sutures In Traumatic Aniridia	Ronald C Gentile MD
12:00 PM	Discussion	
12:05 PM	Cystectomy For Chronic Cystoid Macular Edema	Yu Wakatsuki MD
12:08 PM	Discussion	
12:13 PM	Homemade Chandelier	Laurent Velasque MD
12:16 PM	Discussion	
12:21 PM	Large-Scaled Simple Layer RPE Transplantation For Hemorrhagic Polypoidal Choroidal Vasculopathy (PCV)	Zhizhong Ma MD
12:24 PM	Discussion	
12:29 PM	Vote for Winner	
Section VI: Pediatric Retina		
<i>Moderator: R V Paul Chan MD, Audina M Berrocal MD</i>		
12:31 PM	Diagnoses You Cannot Afford to Miss: Retinal Diseases With Systemic Implications	Gerald A Fishman MD
12:38 PM	What, When and Why to Test for Retinal Degenerations	Kimberly A Drenser MD PhD
12:43 PM	Inherited Diseases Panel <i>Panel Moderator: Hendrik P Scholl MD</i> <i>Panelists: Robert E MacLaren MBChB, Albert M Maguire MD, Eric A Pierce MD PhD, Paul A Sieving MD PhD, J Timothy Stout MD PhD MBA</i>	
12:58 PM	LUNCH and RETINA EXHIBITS	
Section VII: Retinal Vein Occlusion		
<i>Moderators: Carl D Regillo MD FACS, Hiroko Terasaki MD</i>		
2:13 PM	Overview of Current Treatment Options and Evidence-Based Data	Peter A Campochiaro MD
2:20 PM	Retinal Vein Occlusion Panel <i>Panel Moderator: Andrew P Schachar MD</i> <i>Panelists: Diana V Do MD, Nancy M Holekamp MD, Szilard Kiss MD, Ingrid U Scott MD MPH, Eric H Souied MD PhD, Lihteh Wu MD</i>	

Friday, Nov. 13 (cont.)

Section VIII: Diabetic Retinopathy Clinical Research Network (DRCRnet) Protocols

Moderators: Jennifer K Sun MD, Lee M Jampol MD

Panel Moderator: H Richard McDonald MD

Panelists: Neil M Bressler MD, Susan B Bressler MD, Gary C Brown MD, David J Browning MD PhD

2:35 PM	DRCRnet Protocol T	John A Wells III MD
2:42 PM	Panel Discussion	
2:49 PM	DRCRnet Protocol S	Jeffrey G Gross MD
2:56 PM	Panel Discussion	
3:03 PM	REFRESHMENT BREAK and RETINA EXHIBITS	

Section IX: First-time Results of Clinical Trials, Part I

Moderators: Joan W Miller MD, Mark S Humayun MD PhD

3:43 PM	Squalamine Eye Drops in Retinal Vascular Diseases	David S Boyer MD
3:48 PM	AVA-101 Gene Therapy for Neovascular AMD: Fifty-Two-Week Results From the Phase 2a Clinical Trial	Jeffrey S Heier MD
3:53 PM	Anti-Platelet Derived Growth Factor Pretreatment in Neovascular AMD: Results of a Pilot Study Evaluating VEGF/PDGF Crosstalk	Pravin U Dugel MD
3:58 PM	Discussion	

Section X: Neovascular AMD

Moderators: Timothy W Olsen MD, Sebastian Wolf MD PhD

4:08 PM	Progression of AMD Following Cataract Surgery	Emily Y Chew MD
4:15 PM	Long-term Anti-VEGF Monotherapy: Do Patients Improve?	Michael Larsen MD
4:22 PM	Genetics of AMD: Now and the Future	Edwin M Stone MD PhD
4:29 PM	Polypoidal Choroidal Vasculopathy: Anti-VEGF or Photodynamic Therapy?	Tien Yin Wong MBBS

RAPID FIRE: AMD PIPELINE UPDATE

4:36 PM	Beta-Amyloid Monoclonal Antibody	Scott W Cousins MD
4:41 PM	Conbercept	Xiaoxin Li MD
4:46 PM	Intravitreal Ziv-Aflibercept	Michel Eid Farah MD
4:51 PM	Radiation for Wet AMD: Highs, Lows, and Next Steps	Timothy L Jackson MBChB
4:56 PM	MacTel Project	Martin Friedlander MD
5:01 PM	Oral VEGF Receptor/PDGF Receptor Inhibitor X-82	Nauman A Chaudhry MBBS
5:06 PM	Sustained Drug Delivery Strategies in AMD	Peter K Kaiser MD
5:11 PM	Panel: Treatment of Neovascular AMD Today: Data or Delusion? Panel Moderator: Carmen A Puliafito MD MBA Panelists: Frank G Holz MD, Glenn J Jaffe MD, Jennifer Irene Lim MD, Elias Reichel MD, Nadia Khalida Waheed MD, Lawrence A Yannuzzi MD	
5:31 PM	Closing Remarks	Pravin U Dugel MD Jennifer Irene Lim MD
5:33 PM	ADJOURN	

Saturday, Nov. 14

7:00 AM	CONTINENTAL BREAKFAST	
8:00 AM	Opening Remarks	Pravin U Dugel MD Jennifer Irene Lim MD

Section XI: Imaging

Moderators: Richard F Spaide MD, Tatsuro Ishibashi MD

8:05 AM	Adaptive Optics	Judy E Kim MD
8:09 AM	En Face OCT	Philip J Rosenfeld MD PhD
8:13 AM	Adaptive Optics Scanning Laser Ophthalmoscopy	Jacque L Duncan MD
8:17 AM	Multimodal Imaging	Alain Gaudric MD
8:21 AM	Swept-Source OCT	Kyoko Ohno-Matsui MD
8:25 AM	Choroidal OCT in Inflammation	Anita Agarwal MD
8:29 AM	Autofluorescence	David Sarraf MD

Saturday, Nov. 14 (cont.)

8:33 AM	Wide-angle Imaging	Srinivas R Sadda MD
8:37 AM	Spectral Domain OCT of Foveal Disorders	Anat Loewenstein MD
8:41 AM	OCT Angiography	Jay S Duker MD
8:45 AM	Volume-Rendering OCT Angiography	Richard F Spaide MD
8:49 AM	What Tumor, What Imaging Modality?	Carol L Shields MD
8:53 AM	Prediction of Disease Progression and Therapeutic Response Using Computational Analysis	Ursula M Schmidt-Erfurth MD

Section XII: Late Breaking Developments, Part II

Moderator: Yuichiro Ogura MD PhD, William F Mieler MD

8:57 AM	TBD	
9:04 AM	TBD	
9:11 AM	TBD	
9:18 AM	TBD	
9:25 AM	TBD	
9:32 AM	TBD	
9:39 AM	REFRESHMENT BREAK and AAO 2015 EXHIBITS	

Section XIII: Oncology Panel

Panel Moderators: Jerry A Shields MD, J William Harbour MD

Panelists: Thomas M Aaberg Jr MD, Janet Louise Davis MD, Evangelos S Gragoudas MD, Brian P Marr MD, Miguel A Materin MD, David J Wilson MD

10:24 – 10:44 AM

Section XIV: Diabetes

Moderators: Francesco M Bandello MD FEBO, J Fernando Arevalo MD FACS

10:44 AM	Laser for Diabetic Macular Edema Is Dead: Pro	Andrew A Moshfeghi MD MBA
10:47 AM	Laser for Diabetic Macular Edema Is Dead: Con	Harry W Flynn Jr MD
10:50 AM	Audience Vote	
10:51 AM	There Is a Role for Steroids in Diabetic Macular Edema: Pro	Baruch D Kuppermann MD PhD
10:54 AM	There Is a Role for Steroids in Diabetic Macular Edema: Con	Allen C Ho MD
10:57 AM	Audience Vote	
10:58 AM	Chronic Anti-VEGF Injection Is a Systemic Risk in Diabetic Macular Edema / Diabetic Retinopathy Patients: Pro	Robert L Avery MD
11:01 AM	Chronic Anti-VEGF Injection Is a Systemic Risk in Diabetic Macular Edema / Diabetic Retinopathy Patients: Con	Usha Chakravarthy MBBS PhD
11:04 AM	Audience Vote	
11:05 AM	Anti-VEGF Injection Is the New Standard of Care for Proliferative Diabetic Retinopathy: Pro	Michael S Ip MD
11:08 AM	Anti-VEGF Injection Is the New Standard of Care for Proliferative Diabetic Retinopathy: Con	Rishi P Singh MD
11:11 AM	Audience Vote	
11:12 AM	Ocriplasmin Is Safe and Its Indications Should Be Expanded: Pro	Peter W Stalmans MD PhD
11:15 AM	Ocriplasmin Is Safe and Its Indications Should Be Expanded: Con	Mark W Johnson MD
11:18 AM	Audience Vote	
11:19 AM	Statistical Significance vs. Clinical Significance: What Really Matters in My Practice?	Marco A Zarbin MD PhD FACS
11:26 AM	LUNCH and AAO 2015 EXHIBITS	

Section XV: First-time Results of Clinical Trials, Part II

Moderators: Mark S Blumenkranz MD, Taiji Sakamoto MD PhD

12:44 PM	Stem Cell-Derived Retinal Pigment Epithelium Transplantation for Atrophic Macular Degeneration and Stargardt Macular Dystrophy: Phase 1 Results and Ongoing Trials	Steven D Schwartz MD
12:49 PM	Induced Pluripotent Stem Cell Derived Retinal Pigment Epithelium Transplantation	Yasuo Kurimoto MD PhD
12:54 PM	DAVE (Diabetic Anti-VEGF): Wide-Field Guided Panretinal Photocoagulation for Diabetic Macular Edema—One-Year Results	David M Brown MD
12:59 PM	Results of the Nexus Study: An Investigation of iSONEP, A Monoclonal Antibody Targeting Sphingosine-1-Phosphate in Patients With Wet AMD	Thomas A Ciulla MD
1:04 PM	Discussion	

Saturday, Nov. 14 (cont.)

Section XVI: Uveitis

Panel Moderator: Sunil K Srivastava MD

Panelists: Thomas A Albini MD, Quan Dong Nguyen MD, Annabelle A Okada MD, P Kumar Rao MD, Wendy M Smith MD

1:14 – 1:34 PM

Section XVII: Non-neovascular AMD

Moderators: Ramin Tadayoni MD PhD, Giovanni Staurengi MD

1:34 PM	What Is the Evidence of Complement Involvement in Retinal Pigment Epithelial Cell Loss?	Jayakrishna Ambati MD
1:41 PM	Do Visual Cycle Metabolites Really Cause AMD?	Janet R Sparrow PhD
1:48 PM	What Causes Autofluorescence Changes at the Border of Geographic Atrophy? New Findings About GA	Christine Curcio PhD
1:55 PM	Membrane Attack Complex – Is the Choroid the Real Site to Worry About?	Robert F Mullins MS PhD
2:02 PM	What Does Macular Pigment Do?	Paul S Bernstein MD PhD
2:07 PM	Is the Problem the Bruch Membrane? Is the Future Home of Transplanted Retinal Pigment Epithelial Cells a Hostile Environment?	Lucian V Del Priore MD PhD
2:12 PM	Rod Function in AMD	Catherine A Cukras MD PhD
2:17 PM	What Should We Be Measuring as a Geographic Atrophy Endpoint?	Karl G Csaky MD
2:22 PM	A Newly Recognized Risk and Disease Modifier in AMD: Pachychoroid	K Bailey Freund MD
2:27 PM	REFRESHMENT BREAK and AAO 2015 EXHIBITS	

Section XVIII: Vitreoretinal Surgery, Part II

Moderators: Borja F Corcostegui MD, Fumio Shiraga MD

3:12 PM	Optic Pit Maculopathy Management	Akito Hirakata MD
3:19 PM	Emerging Therapies for Proliferative Vitreoretinopathy	Richard S Kaiser MD
3:26 PM	Avoiding and Managing Retinal Folds	Dean Elliott MD
3:33 PM	Techniques for Managing Suprachoroidal Hemorrhages	John W Kitchens MD
3:40 PM	Complications of Perfluorocarbon Liquid and How to Avoid Them	Masahito Ohji MD
3:47 PM	Complications of Silicone Oil and How to Avoid Them	Derek Y Kunimoto MD JD
3:54 PM	Pearls for Maximizing Outcomes of Retinal Detachment Repair by Pneumatic Retinopexy	Paul E Tornambe MD

Section XIX: Video Surgical Complications: What Would You Do?

Moderators: Kourous Rezaei MD, Donald J D'Amico MD

Panelists: Francesco Boscia MD, Raymond Iezzi MD, Carlos Mateo MD, Antonio Capone Jr MD, Cynthia A Toth MD

4:01 PM	Subretinal Air Displacement Of Submacular Hemorrhage	Tamer H Mahmoud MD
4:03 PM	Discussion	
4:08 PM	What Did You Do?	Tamer H Mahmoud MD
4:11 PM	Postoperative Roll Cake-Like Macular Fold After Retinal Detachment Surgery: A Case Report	Yumiko Machida MD
4:13 PM	Discussion	
4:18 PM	What Did You Do?	Yumiko Machida MD
4:21 PM	Acute Intraocular Bleeding Due To Explosive Separation Of Silicone Oil Injector	Jay M Stewart MD
4:23 PM	Discussion	
4:28 PM	What Did You Do?	Jay M Stewart MD
4:31 PM	Entry Site Hemorrhage: An Unexpected Complication	David Fonseca Martins MD
4:33 PM	Discussion	
4:38 PM	What Did You Do?	David Fonseca Martins MD
4:41 PM	Incidental Subfoveal Perfluorocarbon Heavy Liquids After Vitrectomy For Giant Retinal Tear	Gerardo Ledesma-Gil MD
4:43 PM	Discussion	
4:48 PM	What Did You Do?	Gerardo Ledesma-Gil MD
4:51 PM	Closing Remarks	Pravin U Dugel MD Jennifer Irene Lim MD
4:56 PM	ADJOURN	

Mobile Meeting Guide

Starting Sept. 30, access the **2015 Mobile Meeting Guide** at www.aao.org/mobile.

Get the most out of the Mobile Meeting Guide when you:

- **Sign-in** with your Academy credentials and import the calendar created during registration.
- Add courses, sessions and exhibitors to the **My Planner** feature by selecting the **+** icon. This allows you to plan in advance your meeting experience. Restaurants and hotels can also be added.
- Use the **Map** feature to locate a course room or exhibitor's booth.
- During the meeting, use the **Happening Now** feature to see courses and sessions taking place at that moment.
- Use the **Program Search filters** to locate a course or session. Filter by day, meeting, format, topic and more.
- To view **handouts** or access **course evaluations**, filter to the course description page where these buttons will appear.
- Communicate with other attendees and session presenters through the enhanced **Messages**, **Discussions** and **Audience Question** features.
- View the **#aao2015 Twitter** feed for updates and program discussions.
- Watch **video tutorials** showing how to use all the features of this dynamic Mobile Meeting Guide.

Supported by ZEISS


See a demonstration of these features when you attend "Get the Most Out of Your Mobile Meeting Guide" session at the **Technology Pavilion, Booth 4768**:

- Saturday, Nov. 14 at 11:30 a.m.
- Sunday, Nov. 15 at 10:45 a.m.

For assistance or questions, visit the **Tech Bar, Booth 1172** or email support@apprisor.org.



Scan this code to learn more and access the Mobile Meeting Guide.



EyeNet Corporate Lunches

EyeNet helps you make the most of your learning time in Las Vegas by bringing you corporate educational program lunches,* debuting this fall at the Sands Expo/Venetian!

These events are free, but preregistration is required to reserve your seat and lunch.

Programs

SATURDAY, NOV. 14

Diabetic Eye Disease: Diagnosis and Management Strategies for Patients

Supported by Regeneron

SUNDAY, NOV. 15

The Oculus Pentacam for Cataract Surgery and IOL Calculations

Supported by Oculus

MONDAY, NOV. 16

DNA Testing for Keratorefractive Surgery Safety

Supported by Avellino Lab USA

Venetian Ballroom C

Sands Expo/Venetian
201 Sands Avenue,
Las Vegas

Registration and Lunch

12:15-12:45 p.m.

Program

12:45-1:45 p.m.



Register at www.aao.org/eyenet/corporate-lunches

* These programs are non-CME and are developed independently by industry. They are not affiliated with the official program of AAO 2015 or Subspecialty Day. By attending a lunch, you may be subject to reporting under the Physician Payment Sunshine Act.

Programs-by-Day

All rooms are in the Sands Expo/Venetian unless otherwise indicated.

Courses designated with a **plus (+) sign** are part of the **Academy Plus course pass**. Courses designated with a **dollar (\$) sign** are not included in the course pass and must be **purchased separately**. Sessions and events that are left blank are **free**. For more information about Academy Plus see “Academy Plus Course Pass” on page 4. Content from courses and sessions with a diamond ♦ will be captured and available to purchase through AAO Meetings On Demand; courses are not sold individually. **Disclaimer:** Some content may not be available, or may be audio only, due to extent of recording permission granted by presenter.

Topic Key

CAT - Cataract	PLAST - Orbit, Lacrimal, Plastic Surgery
COM - Computers, Information Technology	PRACTICE MANAGEMENT/AAOE
COR - Cornea, External Disease	PM-ASC - Ambulatory Surgery Centers
EHR - Electronic Health Records	PM-BUS - Business Operations & Finance
ETH - Ethics	PM-EHR - Electronic Health Records
GEN - General Medical Care	PM-HRM - Human Resources
GLA - Glaucoma	PM-IMT - Information Technology
GO - Global Ophthalmology	PM-MKT - Marketing & Business Development
HP - Health Policy	PM-OPT - Optical Dispensing
HIST - Ophthalmic History	PM-PQ - Practice Quality
INTRA - Intraocular Inflammation, Uveitis	PM-PROF - Professional Growth
MEDED - Medical Education	PM-REMB - Coding & Reimbursement
NEURO - Neuro-Ophthalmology	PM-RISK - Compliance & Risk Management
NON - General Non-Medical	REF - Refractive Surgery
OPTIC - Optics, Refraction, Contact Lenses	RET - Retina, Vitreous
PATH - Ocular Tumors, Pathology	VIS - Vision Rehabilitation
PEDS - Pediatric Ophthalmology, Strabismus	

Type Key

AAOEIC - AAOE Instruction Course	LL - Learning Lounge	SPE - Special Meeting
AAOESP - AAOE Special Meeting	OP - Original Paper Session	SPOTLIT - Spotlight Session
ACADCAFE - Academy Café	OPSESS - Opening Session	SUB - Subspecialty Day Meeting
BWE - Breakfast with the Experts	PT - Poster Tour	SYM - Symposium
IC - Instruction Course	SKILLS - Skills Transfer Course	TP - Technology Pavilion

Friday, Nov. 13

Time	Type	No.	Title	Topic	\$	Room	On Demand
7:30 AM - 3:00 PM	SPE	SPE01	DICOM Working Group 9 - Eye Care	NON		Bassano 2602	
8:00 AM - 5:15 PM	SUB		Refractive Surgery Subspecialty Day 2015: The Vegas Player's Guide of Refractive Surgery—Everyone Wins!	REF	\$	Venetian Ballroom EF	♦
8:00 AM - 5:33 PM	SUB		Retina Subspecialty Day 2015: Upping the Ante	RET	\$	Palazzo Ballroom	♦

Saturday, Nov. 14

Time	Type	No.	Title	Topic	\$	Room	On Demand
8:00 AM - 12:00 PM	AAOESP	SPE05	Keeping Your Practice Out of Legal Hot Water: An HR and Compliance Workshop	PM-HRM	\$	Casanova 603	
	AAOESP	SPE06	The Administrator's Toolbox: Resources for the New Administrator	PM-PROF	\$	Casanova 501	
8:00 AM - 4:56 PM	SUB		Retina Subspecialty Day 2015: Upping the Ante	RET	\$	Palazzo Ballroom	♦

Saturday, Nov. 14 (cont.)

Time	Type	No.	Title	Topic	\$	Room	On Demand
8:00 AM - 4:57 PM	SUB		Neuro-Ophthalmology Subspecialty Day 2015: Neuro-Ophthalmology Made Ridiculously Simple	NEURO	\$	Venetian Ballroom IJ	◆
8:00 AM - 5:07 PM	SUB		Glaucoma Subspecialty Day 2015: Winning Strategies—Glaucoma in the 21st Century	GLA	\$	Hall D	◆
8:00 AM - 5:17 PM	SUB		Pediatric Ophthalmology Subspecialty Day 2015: Golden Nuggets of Knowledge	PEDS	\$	Venetian Ballroom GH	◆
8:00 AM - 5:31 PM	SUB		Cornea Subspecialty Day 2015: Show Me the Evidence! Back to Basics and Beyond	COR	\$	Venetian Ballroom EF	◆
9:00 - 11:00 AM	SPE	SPE03	Brain Health and Longevity for SOs in the Digital Age	GEN		Marco Polo 801	
9:30 AM - 4:30 PM	TP		Technology Pavilion			Hall C, Booth 4768	
10:15 AM - 12:00 PM	OP	OP01	Cataract Original Papers	CAT		Bassano 2701	◆
12:00 - 4:00 PM	AAOESP	SPE04	The Entrepreneurial ASC: Embracing Policy, People, Possibilities and Planning	PM-ASC		Wynn, Alsace	
12:00 - 5:00 PM	LL		Learning Lounge			Hall A, Booth 221	
12:30 - 4:30 PM	AAOESP	SPE02	The Profitable Practice: Managing Your Billing Operations	PM-BUS	\$	Casanova 503	
	AAOESP	SPE21	The Power of "Lean Thinking:" Improving Practice Efficiency, Profitability and Quality of Care	PM-BUS	\$	Casanova 601	
1:00 - 4:00 PM	SPE	SPE07	Use Blogging and Social Networking to Super Charge Your Website	COM		Marco Polo 801	
1:30 - 2:45 PM	ACADCAFE	SYM45	Academy Cafe: Young Ophthalmologists—Developing Your Cataract Practice	CAT		San Polo 3401	◆
2:00 - 3:30 PM	SYM	SYM01	Quality Assurance in Global Blindness Prevention: What Is Realistic and Appropriate in Low-Resource Settings	GO		Bassano 2701	◆
2:00 - 5:30 PM	SYM	SYM02	Conference for Ophthalmic Educators: Improving Teaching Effectiveness	MEDED		Marco Polo 701	
3:15 - 4:30 PM	ACADCAFE	SYM46	Academy Café: Cataract	CAT		San Polo 3401	◆

Sunday, Nov. 15

Time	Type	No.	Title	Topic	\$	Room	On Demand
6:30 - 7:30 AM	SPE	SPE08	30th Annual Run for Vision	NON			
7:30 - 8:30 AM	BWE		Breakfast With the Experts		\$	Hall G	
8:00 - 10:00 AM	SKILLS	LAB100	Cataract Femtosecond Laser Surgery	CAT	\$	Veronese 2405	
	SKILLS	LAB101	Oculoplastic Surgery: Anatomic Foundations, Surgical Techniques, and Enhanced Results	PLAST	\$	Titian 2205	
8:00 - 11:00 AM	SYM	SYM03	Introduction to Corneal and Lens-Based Refractive Surgery for Residents	REF		Venetian Ballroom AB	◆
8:30 - 10:00 AM	OPSESS	SYM44	Opening Session	GEN		Venetian Ballroom EF	◆
9:00 - 10:00 AM	SKILLS	LEC104	Crosslinking	COR	+	Lido 3001	
9:00 - 10:30 AM	SKILLS	LAB108	Is It Time to Replace Gonioscopy by Anterior Segment Imaging in the Diagnosis and Management of Angle-Closure Glaucoma?	GLA	\$	Titian 2203	
9:00 - 11:15 AM	SKILLS	LEC102	Microsurgical Suturing Techniques	CAT	+	Galileo 1001	
	SKILLS	LEC103	Cosmetic Botulinum Toxin and Facial Fillers: An Introductory Course	PLAST	+	Galileo 901	
	SKILLS	LEC105	Surgery for Severe Corneal and Ocular Surface Disease	COR	+	Marco Polo 701	
	SKILLS	LEC106	Manual Extracapsular Cataract Extraction Surgery: Indications and Techniques	CAT	+	Marco Polo 801	
	SKILLS	LEC107	Diabetes 2015: Course on Diabetic Retinopathy	RET	+	Venetian Ballroom C	

Sunday, Nov. 15 (cont.)

Time	Type	No.	Title	Topic	\$	Room	On Demand
9:30 AM - 4:30 PM	TP		Technology Pavilion			Hall C, Booth 4768	
10:00 - 10:30 AM	SPE	SPE09	Annual Business Meeting	NON		Venetian Ballroom EF	
10:00 AM - 12:00 PM	AAOESP	SPE22	AAOE General Session: What Exceptional Leaders Know	PM-PROF		Murano 3201	
10:00 AM - 12:30 PM	SKILLS	LAB109	Soft Contact Lens Fitting for the Practicing Ophthalmologist	OPTIC	\$	Titian 2201	
10:00 AM - 2:00 PM	SPE	SPE10	2015 YO Program	NON		Venetian Ballroom D	
10:15 - 11:15 AM	SKILLS	LEC111	New Techniques for Strabismus Surgery	PEDS	+	Marco Polo 705	
	IC	209	Cataract Surgery and Uveitis: Controlling Inflammation, Difficult Pupils, and Distorted Anatomy	INTRA	+	Casanova 603	
	IC	211	Pearls in Anterior Segment Imaging	COR	+	Casanova 503	
10:15 AM - 12:30 PM	OP	OP02	Cataract Original Papers	CAT		Bassano 2701	◆
	SKILLS	LEC110	Advanced Refractive Cataract Surgery and Anterior Segment Reconstruction	CAT	+	Galileo 1003	
	SKILLS	LEC112	Computerized Perimetry Lecture: Visual Field Testing and Interpretation, Emphasizing Glaucoma	GLA	+	Galileo 1005	
	SKILLS	LEC113	Schlemm Canal Surgery: From the Outside In	GLA	+	Marco Polo 806	
	SKILLS	LEC114	Phacoemulsification and Advanced Techniques: The Core Curriculum	CAT	+	Galileo 905	
	IC	200	Low Vision Rehabilitation for Ophthalmologists	VIS	+	Galileo 1007	
	IC	201	How to Interpret Fundus Fluorescein Angiography and Autofluorescence	RET	+	Galileo 903	
	IC	202	Advanced Vitreoretinal Surgical Techniques	RET	+	Murano 3203	
	IC	203	Pterygium: The Outcome Measure Is Now Cosmesis, Not Recurrence	COR	+	Murano 3305	
	IC	204	Curbside Consultation in Neuro-Ophthalmology	NEURO	+	Casanova 505	
	IC	205	Recent Developments in the Diagnosis and Management of Conjunctival Tumors	COR	+	Marco Polo 807	
	IC	206	Improving Success in Filtration Surgery: Intraoperative Surgical Techniques and Postoperative Management of the Failing Filter	GLA	+	Marco Polo 703	
	IC	207	Advanced IOL Power Calculations for the Cataract and Refractive Surgeon	CAT	+	Lido 3003	
	IC	208	Difficult Strabismus Problems: Diagnosis and Management 2015	PEDS	+	Marco Polo 803	
	IC	210	Advanced OCT Diagnosis	RET	+	Lido 3001	
	IC	212	Learning Phaco Chop: Pearls and Pitfalls	CAT	+	Lido 3005	
	IC	213	Thyroid Eye Disease	PLAST	+	Casanova 601	
	IC	214	Cataract Surgery in the Setting of Ocular Comorbidities and High-Risk Features for Intraoperative and Postoperative Complications	CAT	+	Murano 3303	
	IC	215	Innovative Uses of Adhesives in Anterior Segment Surgery	COR	+	Casanova 501	
	IC	216	Basic Deep Anterior Lamellar Keratoplasty	COR	+	Marco Polo 805	
	IC	217	Retinal Pharmacotherapy	RET	+	Galileo 907	
10:30 - 11:45 AM	ACADCAFE	SYM47	Academy Café: Uveitis	INTRA		San Polo 3401	◆
10:30 AM - 12:00 PM	SYM	SYM04	We're Getting Older: The Care of Geriatric Anophthalmic Patients	PATH		Venetian Ballroom IJ	◆
	SYM	SYM05	New Updates in Pediatric Oculoplastic Surgery	PLAST		Venetian Ballroom GH	◆
	SKILLS	LAB115	Workshop in Techniques of Lacrimal Intubation	PLAST	\$	Titian 2305	
	SYM	SYM24	A Day in the Clinic	GLA		Hall D	◆

Sunday, Nov. 15 (cont.)

Time	Type	No.	Title	Topic	\$	Room	On Demand
10:30 AM - 12:30 PM	SKILLS	LAB116	Cataract Femtosecond Laser Surgery	CAT	\$	Veronese 2405	
10:30 AM - 4:30 PM	LL		Learning Lounge			Hall A, Booth 221	
11:00 AM - 12:00 PM	SKILLS	LAB104A	Crosslinking	COR	\$	Veronese 2403	
11:30 AM - 12:30 PM	SKILLS	LEC118	Fat Grafting and Volume Restoration	PLAST	+	Galileo 1001	
	SKILLS	LEC119	Periocular Rejuvenation With Fillers and BOTOX on Silicone Head Simulators	PLAST	+	Galileo 901	
	IC	218	Advanced Corneal Topographic Analysis	REF	+	Marco Polo 801	
	IC	219	Top 10 Pitfalls, Problem Solving, and Interpretive Strategy for Automated Threshold Perimetry	GLA	+	Murano 3205	
	IC	220	Principles of Pediatric Vitreoretinal Surgery in ROP	RET	+	Marco Polo 701	
	IC	221	Achieving Proper Centration and Alignment for Vision Correction in Keratorefractive and Intraocular Surgery	CAT	+	Marco Polo 707	
	IC	222	The Medical Expert: How to Be A Good One	ETH	+	Marco Polo 705	
	IC	223	Managing the Dislocated IOL	CAT	+	Casanova 503	
	IC	224	Complex Corneal Clinics: Logical Solutions	COR	+	Casanova 603	
11:30 AM - 12:45 PM	SYM	SYM13	Best of Posterior Segment Specialty Meetings 2015	RET		Venetian Ballroom AB	◆
11:30 AM - 1:00 PM	SKILLS	LAB106A	Manual Extracapsular Cataract Extraction Surgery: Indications and Techniques	CAT	\$	Veronese 2401	
11:30 AM - 2:00 PM	SKILLS	LAB117	Enucleation and Evisceration: Hands-On Practical Pearls	PLAST	\$	Titian 2205	
11:30 AM - 5:00 PM	SPE	SPE11	Fall Council Meeting	NON		Wynn, Mouton	
12:00 - 2:30 PM	SKILLS	LAB107A	Diabetes 2015 Lab: Fluorescein Angiography Interpretation	RET	\$	Titian 2203	
12:15 - 1:45 PM	SYM	SYM07	Great Insights and Great Thinkers in Ophthalmology	HIST		Venetian Ballroom GH	◆
	SYM	SYM08	Cataract Surgery: The Cutting Edge	CAT		Venetian Ballroom EF	◆
	SPE	SPE12	2016 Medicare Update	HP		Venetian Ballroom IJ	
12:30 - 1:30 PM	PT		Scientific Poster Tours			Meeting Pt. Hall G	
12:30 - 2:30 PM	SKILLS	LAB102A	Microsurgical Suturing Techniques	CAT	\$	Veronese 2403	
12:45 - 1:45 PM	SPE	SPE13	Q&A with FDA	GEN		Marco Polo 705	
	SPE	SPE20	Ergonomics/Musculoskeletal Disorders in Ophthalmologists	COM		Marco Polo 701	
1:00 - 2:15 PM	ACADCAFE	SYM48	Academy Café: Cornea, External Disease	COR		San Polo 3401	◆
1:00 - 2:30 PM	SKILLS	LAB103A	Cosmetic Botulinum Toxin and Facial Fillers: An Introductory Course	PLAST	\$	Titian 2305	
1:00 - 3:00 PM	SKILLS	LAB111A	New Techniques for Strabismus Surgery	PEDS	\$	Veronese 2405	
1:30 - 2:00 PM	SPE	SPE14	OMIC Annual Members Meeting	NON		Marco Polo 707	
1:30 - 3:30 PM	SKILLS	LAB110A	Advanced Refractive Cataract Surgery and Anterior Segment Reconstruction	CAT	\$	Veronese 2401	
2:00 - 3:00 PM	SYM	SYM09	Technology Gains for Vision Loss	VIS		Venetian Ballroom GH	◆
	AAOEIC	226	Having It All! Women Leaders in Ophthalmology	PM-PROF	+	Casanova 503	
	AAOEIC	227	The Five Step Management System	PM-HRM	+	Casanova 603	
	AAOEIC	228	Utilizing Your EHR for Efficient ICD-10 Coding	PM-REMB	+	Casanova 505	
	AAOEIC	229	Ophthalmic Practice Buy-ins/ Payouts: A How-To Guide for Bringing On a New Partner	PM-BUS	+	Casanova 605	
	AAOEIC	231	Merging Practices: A Legal and Financial Guide	PM-BUS	+	Casanova 607	
	AAOEIC	232	Revenue Cycle Management and EHRs	PM-EHR	+	Casanova 601	
	AAOEIC	234	Managing Your ASC for Success: Powered by the Outpatient Ophthalmic Surgery Society	PM-ASC	+	Casanova 507	

Sunday, Nov. 15 (cont.)

Time	Type	No.	Title	Topic	\$	Room	On Demand
2:00 - 3:00 PM	IC	241	Medical Therapy for Open-Angle Glaucoma: A Complete Review of the Pharmacodynamics, Pharmacokinetics, and Toxicity of All Potentially Useful Drugs	GLA	+	Galileo 1005	
	IC	242	Evaluation and Treatment of Lower Lid Ectropion, Entropion, and Retraction	PLAST	+	Murano 3303	
	IC	243	Case-Based Approach to Isolated Eye Pain	NEURO	+	Galileo 1001	
	IC	244	Abandoned Phaco: Convert to No-Stitch Manual Small-Incision Cataract Surgery	CAT	+	Lido 3001	
	IC	245	Myasthenia Gravis or Not?	NEURO	+	Galileo 901	
	IC	246	Reading, Dyslexia, and Vision Therapy	PEDS	+	Galileo 903	
	IC	247	Continuous 24-Hour IOP Monitoring: Ready for Prime Time?	GLA	+	Galileo 907	
	IC	248	Pediatric Neuro-Ophthalmology: Why Children Are Not Just Small Adults	NEURO	+	Galileo 905	
	IC	249	New Treatments for Meibomian Gland Dysfunction	COR	+	Venetian Ballroom C	
	IC	253	Mastering Transepithelial and Epithelial-Off Corneal Collagen Crosslinking for Keratoconus and Post-LASIK Ectasia	COR	+	Murano 3305	
	IC	254	Secrets of Highly Successful Refractive Cataract Surgery Practices	REF	+	Murano 3205	
	AAOEIC	272	Hanging a Shingle in the 21st Century: Is a Start-up Solo Practice Possible in 2016?	PM-BUS	+	Casanova 606	
2:00 - 3:30 PM	SYM	SYM10	Myopia Treatment: What Is the Best Strategy?	OPTIC		Venetian Ballroom IJ	◆
	SYM	SYM11	A Clinician's Guide to the Management of Neovascular AMD	RET		Hall D	◆
	SYM	SYM12	Ophthalmic Premier League: A Team Video Competition on Managing Cataract Complications	CAT		Venetian Ballroom EF	◆
	SPE	SPE15	OMIC Forum	NON		Venetian Ballroom AB	
2:00 - 3:45 PM	OP	OP03	Glaucoma Original Papers	GLA		Bassano 2701	◆
2:00 - 4:00 PM	SKILLS	LAB120	Photo/Video Editing for Ophthalmologists	COM	\$	Titian 2201	
2:00 - 4:15 PM	SKILLS	LEC121	Management of the Vitreous for the Anterior Segment Surgeon	CAT	+	Lido 3003	
	SKILLS	LEC122	Ab Interno Approach to the Schlemm Canal	GLA	+	Marco Polo 701	
	SKILLS	LEC123	Fundamental Facelifting Techniques	PLAST	+	Galileo 1003	
	IC	225	Controversies in Ocular Oncology	PATH	+	Marco Polo 805	
	AAOEIC	233	Current Practice Models and Their Applicability to Ophthalmology	PM-BUS	+	Casanova 501	
	IC	235	Keratoconus: The 2015 Protocol	COR	+	Marco Polo 705	
	IC	236	Emergency Neuro-Ophthalmology: Diagnosis and Management	NEURO	+	Murano 3201	
	IC	237	Vitreoretinal Surgical Rounds: What Would Machemer Do?	RET	+	Murano 3203	
	IC	238	A Genetic Approach to Inherited Retinal Dystrophies: Clinical Classification of Common Retinal Dystrophies, Genotyping, and Gene Therapy	RET	+	Marco Polo 703	
	IC	239	Big Bubble Technique of Deep Anterior Lamellar Keratoplasty: A Simplified Approach to Successful Surgery	COR	+	Marco Polo 801	
	IC	240	Herpes Simplex Keratitis: When Herpes Isn't a Dendrite, and Vice Versa	COR	+	Marco Polo 803	

Sunday, Nov. 15 (cont.)

Time	Type	No.	Title	Topic	\$	Room	On Demand
2:00 - 4:15 PM	IC	251	New and Emerging Technologies in Cataract and Refractive Surgery	CAT	+	Lido 3005	
	IC	252	How to Successfully Accomplish Endothelial Keratoplasty in the Presence of Significant Ocular Comorbidities	COR	+	Galileo 1007	
2:30 - 3:45 PM	ACADCAFE	SYM49	Academy Café: Oculoplastics	PLAST		San Polo 3401	◆
3:00 - 5:30 PM	SKILLS	LAB124	Basic Oculoplastic Surgery	PLAST	\$	Titian 2205	
3:15 - 4:15 PM	AAOEIC	256	Live Website Analysis: Critique Your Own Website	PM-MKT	+	Casanova 507	
	AAOEIC	257	Negotiating Your Buy-In	PM-BUS	+	Casanova 607	
	AAOEIC	258	Updating Your Partnership/ Shareholder/ Buy-Sell/ New Employee Agreements	PM-BUS	+	Casanova 606	
	AAOEIC	259	Questions About "Meaningful Use" EHR Incentives? Ask Us!	PM-EHR	+	Casanova 505	
	AAOEIC	260	Conquering Patient Flow Problems	PM-PQ	+	Casanova 603	
	AAOEIC	261	Top 10 Proven Pearls to Increase Your Laser Cataract Surgery Conversion and Surgical Volume	PM-MKT	+	Casanova 605	
	AAOEIC	262	Current Trends in New Associate Employment Contracts	PM-BUS	+	Casanova 503	
	IC	264	Management of Ocular Chemical Injuries	COR	+	Galileo 903	
	IC	265	Where Are We Now? The Current State of Intravitreal Drug Delivery	RET	+	Marco Polo 806	
	IC	266	Making the Transition From Resident/ Fellow to Attending Surgeon	CAT	+	Marco Polo 807	
3:15 - 5:30 PM	IC	267	Pediatric Neuroimaging: What Every Ophthalmologist Should Know	PEDS	+	Galileo 1005	
	SKILLS	LEC126	Endothelial Keratoplasty Surgery: Comprehensive Overview and Surgical Pearls	COR	+	Galileo 1001	
	SKILLS	LEC127	Macular OCT: Mastering the Basics	RET	+	Venetian Ballroom C	
	SKILLS	LEC128	International Society of Refractive Surgery Laser Refractive Surgery Course	REF	+	Galileo 905	
	SKILLS	LEC129	Glaucoma Laser Therapy: Innovations and Advice From the Experts	GLA	+	Galileo 901	
	AAOEIC	255	Comprehensive Cataract Coding	PM-REMB	+	Casanova 601	
	IC	263	Update Your Anterior Chamber Angle Skills: How to Best Examine, Grade, and Treat	GLA	+	Murano 3303	
	IC	268	A Video Bouquet of Phaco Complications That Should Never Have Occurred, With Tips on Damage Control and Prevention to Optimize Postoperative Outcome	CAT	+	Lido 3001	
	IC	269	Personalized Cataract Surgery: Femtosecond Laser, Advanced Technology IOLs, and New Devices	CAT	+	Murano 3305	
3:30 - 5:30 PM	IC	270	Challenging Cases in Neovascular AMD	RET	+	Galileo 907	
	SKILLS	LAB105A	Surgery for Severe Corneal Ocular Surface Disease	COR	\$	Veronese 2403	
	SKILLS	LAB112A	Computerized Perimetry Lab: Visual Field Interpretation, Emphasizing Glaucoma	GLA	\$	Titian 2203	
	SKILLS	LAB113A	Schlemm Canal Surgery: From the Outside In	GLA	\$	Veronese 2405	
3:45 - 4:45 PM	SKILLS	LAB119A	Periocular Rejuvenation With Fillers and BOTOX on Silicone Head Simulators	PLAST	\$	Titian 2305	
	SYM	SYM16	Who Will Lead the Ophthalmic Team?	GEN		Venetian Ballroom D	◆
3:45 - 5:15 PM	SPOTLIT	SP01	Spotlight on Anterior Segment Emergencies	GEN		Venetian Ballroom EF	◆

Sunday, Nov. 15 (cont.)

Time	Type	No.	Title	Topic	\$	Room	On Demand
3:45 - 5:15 PM	SYM	SYM14	Challenges and Pitfalls in Femtosecond Cataract Surgery	REF		Hall D	◆
	SYM	SYM15	Seventy-Five Years of Intermittent Exotropia Management: The Old, The New	PEDS		Venetian Ballroom IJ	◆
	SYM	SYM53	Ebola and the Eye: A Story of Survivors	GO		Venetian Ballroom AB	◆
4:00 - 4:45 PM	OP	OP04	Oculoplastics Original Papers: Ocular Tumors and Pathology	PATH		San Polo 3401	◆
4:00 - 5:30 PM	OP	OP06	Retina, Vitreous Original Papers	RET		Bassano 2701	◆
	SKILLS	LAB114A	Phacoemulsification and Advanced Techniques	CAT	\$	Veronese 2401	
4:30 - 5:30 PM	AAOEIC	271	Partnership Pitfalls: Preparing for the Unexpected	PM-BUS	+	Casanova 503	
	AAOEIC	273	Benchmarks to Improve Your Practice	PM-BUS	+	Casanova 603	
	AAOEIC	274	Smile ... Even If It Kills You: Training for Excellent Customer Service	PM-MKT	+	Casanova 507	
	AAOEIC	275	HIPAA Under HITECH: What's the Government Focus and How to Prepare?	PM-RISK	+	Casanova 605	
	AAOEIC	276	Patient Satisfaction Made Simple	PM-PQ	+	Casanova 606	
	AAOEIC	277	The Seven Deadly Employee Behaviors: Practical Ways to Recognize Them, Stop Them, and Redirect Them for Your Practice's Benefit	PM-HRM	+	Casanova 505	
	AAOEIC	278	Don't Get Left Behind: Embracing Social Media for the Ophthalmology Practice	PM-IMT	+	Casanova 501	
	IC	279	OCT in Glaucoma: What's Real Disease and What's Red Disease?	GLA	+	Murano 3201	
	IC	280	Diabetic Vitrectomy	RET	+	Marco Polo 703	
	IC	281	Meibomian Gland Dysfunction and Chronic Blepharitis	COR	+	Lido 3005	
	IC	282	Diplopia Made Ridiculously Simple: Management of Diplopia for the Comprehensive Ophthalmologist	PEDS	+	Lido 3003	
	IC	283	Evaluation of and Clinical Advances in Early-Onset Hereditary Retinal Degeneration in Infants and Children	PEDS	+	Galileo 1007	
	IC	284	Enucleation, Evisceration, and Care of the Anophthalmic Socket	PLAST	+	Marco Polo 701	
	IC	285	3-D Optic Disc Viewing: Top 10 Pitfalls in Identifying Glaucoma Damage and Progression	GLA	+	Murano 3205	
	IC	286	Evaluation and Management of Orbital Cellulitis	PLAST	+	Marco Polo 801	
	IC	287	New Treatments for Retinal Vein Occlusion: Results from Phase 3 Clinical Trials	RET	+	Marco Polo 803	
	IC	288	Argon Laser Peripheral Iridoplasty: All You Need to Know	GLA	+	Marco Polo 805	
	IC	289	What's Your Next Step? Case Studies in Glaucoma Management	GLA	+	Galileo 903	
	IC	290	Current Strategies for Management of Irregular Cornea	COR	+	Marco Polo 705	
	IC	291	Methods for Improving Efficiency and Outcomes in Ocular Telemedicine Programs for Diabetic Retinopathy	RET	+	Marco Polo 806	
	IC	292	Surgical Simulators: Tool or Toy?	MEDED	+	Galileo 1005	
	IC	293	Eyelid Tumors: From Basics to Advanced—What Have We Learned So Far?	PATH	+	Murano 3203	
	IC	294	Surgical Caveats for Pediatric Cataract Surgery	PEDS	+	Galileo 1003	
	IC	295	Gearing Up for Descemet Membrane Endothelial Keratoplasty: Pearls to Shorten the Learning Curve	COR	+	Marco Polo 807	
	AAOEIC	477	Managing a Retina Practice	PM-PQ	+	Casanova 607	

Sunday, Nov. 15 (cont.)

Time	Type	No.	Title	Topic	\$	Room	On Demand
4:45 - 5:30 PM	OP	OP05	Oculoplastics Original Papers: Orbit, Lacrimal, Plastic Surgery	PLAST		San Polo 3401	◆

Monday, Nov. 16

Time	Type	No.	Title	Topic	\$	Room	On Demand
7:30 - 8:30 AM	BWE		Breakfast With the Experts		\$	Hall G	
7:30 - 9:00 AM	SKILLS	LAB118A	Fat Grafting and Volume Restoration	PLAST	\$	Titian 2305	
8:00 - 9:30 AM	SKILLS	LAB106B	Manual Extracapsular Cataract Extraction Surgery: Indications and Techniques	CAT	\$	Veronese 2401	
8:00 - 10:00 AM	SKILLS	LAB128A	Laser Refractive Surgery	REF	\$	Veronese 2403	
	SKILLS	LAB129A	Glaucoma Laser Therapy: Innovations and Advice From the Experts	GLA	\$	Veronese 2405	
8:00 - 11:00 AM	SKILLS	LAB130	Orbitofacial Fracture Repair: Plating Workshop	PLAST	\$	Titian 2205	
8:15 AM - 12:15 PM	SPOTLIT	SPO2	Spotlight on Cataract Complications: M&M Rounds—Learning From My Mistakes	CAT		Venetian Ballroom EF	◆
8:30 - 9:30 AM	SKILLS	LAB131	An Innovative Approach to Iris Fixation of an IOL Without Capsular Support: Hands-on and Practical	CAT	\$	Titian 2201	
8:30 - 9:45 AM	ACADCAFE	SYM50	Academy Café: Retina	RET		San Polo 3401	◆
8:30 - 10:00 AM	SYM	SYM23	Infectious Uveitis: New Diseases, New Tests, and New Treatments	INTRA		Venetian Ballroom GH	◆
8:30 - 10:15 AM	SYM	SYM20	Amblyopia and Beyond: Current Evidence-based Pediatric Eye Care	PEDS		Venetian Ballroom AB	◆
8:30 - 10:30 AM	SYM	SYM06	Glaucoma and the Anterior Segment: Coexistence in Harmony or With Harm?	COR		Hall D	◆
	OP	OP07	Refractive Surgery Original Papers	REF		Bassano 2701	◆
8:30 - 11:00 AM	SYM	SYM21	Global Forum: Pediatric Ophthalmology Challenges and Innovations in Resource Poor Countries	GO		Venetian Ballroom D	◆
9:00 - 10:00 AM	SYM	SYM40	The New 90: Adjustment for the Family and Doctors	GEN		Venetian Ballroom IJ	◆
	AAOEIC	400	Managing Practice Performance	PM-BUS	+	Casanova 503	
	AAOEIC	401	Managing Up!	PM-HRM	+	Casanova 607	
	AAOEIC	404	Retina Clinic: Schedules and Patient Flow	PM-PQ	+	Casanova 601	
	AAOEIC	405	Code This Superbill	PM-REMB	+	Casanova 603	
	AAOEIC	406	Tying Productivity and Nonproductivity Incentives Together in Physician Compensation	PM-BUS	+	Casanova 507	
	AAOEIC	407	Patient Portals and the Patient Service Strategy	PM-EHR	+	Casanova 505	
	AAOEIC	408	Payers as Partners: Is It Possible?	PM-BUS	+	Casanova 501	
	IC	415	Comprehensive Strategy for Unplanned Vitrectomy Technique for the Anterior Segment Surgeon	CAT	+	Lido 3001	
	IC	416	Surgical Management of Astigmatism in Cataract and Refractive Surgery	CAT	+	Marco Polo 701	
	IC	417	Controversies in the Management of Open-Globe Injuries Involving the Posterior Segment	RET	+	Murano 3201	
	IC	418	Controversies and Advances in Pediatric Oculoplastic Surgery	PLAST	+	Marco Polo 705	
	IC	422	Improve IOL Power Accuracy	CAT	+	Lido 3003	
	IC	423	Intravitreal Injections: Techniques, Complications, and Setting Up an Injection Practice	RET	+	Lido 3005	
	IC	459	Swollen Disks, Headache, and Vision Loss: A Case-Based Approach to Pseudotumor Cerebri	NEURO	+	Marco Polo 703	
	AAOEIC	508	Developing and Marketing an ASC: Powered by the Outpatient Ophthalmic Surgery Society	PM-ASC	+	Casanova 605	

Monday, Nov. 16 (cont.)

Time	Type	No.	Title	Topic	\$	Room	On Demand
9:00 - 11:00 AM	SKILLS	LAB135	Neuroimaging in Ophthalmology	NEURO	\$	Titian 2203	
9:00 - 11:15 AM	SKILLS	LEC132	Blepharoplasty	PLAST	+	Galileo 903	
	SKILLS	LEC133	Glaucoma Filtration Surgery	GLA	+	Galileo 1005	
	SKILLS	LEC134	The Surgical Correction of Astigmatism	REF	+	Galileo 1001	
	AAOEIC	402	Do You Know Your Cornea From Your Retina? Ocular Anatomy and Physiology for Beginners	PM-PROF	+	Casanova 606	
	IC	409	A Video Symposium of Challenging Cases and the Management of Intraoperative Complications During Cataract Surgery	CAT	+	Venetian Ballroom C	
	IC	411	Advances in Treatment of Severe Ocular Surface Disease: Views From Experts on the Front Lines	COR	+	Marco Polo 707	
	IC	412	Practical Ocular Oncology for the Comprehensive Ophthalmologist: What You Should Know	PATH	+	Murano 3305	
	IC	413	Ophthalmoscopic Evaluation of the Optic Disc and Retinal Nerve Fiber Layer	GLA	+	Murano 3203	
	IC	414	EHR: Compliance and Medicolegal Issues	EHR	+	Marco Polo 807	
	IC	419	Endoscopic and Minimally Invasive Orbit and Oculofacial Surgery	PLAST	+	Galileo 901	
	IC	420	Descemet Membrane Endothelial Keratoplasty	COR	+	Galileo 905	
	IC	421	Current Management of Diabetic Retinopathy and Future Directions: 2015 Update	RET	+	Galileo 1003	
	IC	424	Case Studies on the Use of OCT for Diagnosis of Unknown Causes of Visual Loss: Is It the Retina, Anterior Visual Pathway, or Misinterpretation of Normal?	NEURO	+	Murano 3205	
	IC	426	Management of Malpositioned IOLs	CAT	+	Marco Polo 801	
	IC	427	Extreme Corneal Ectasia: Battle of the Bulge	COR	+	Galileo 907	
	IC	428	Multifocal and Accommodative IOLs: Face the Challenge	CAT	+	Marco Polo 803	
9:15 AM - 5:00 PM	LL		Learning Lounge			Hall A, Booth 221	
9:30 AM - 4:30 PM	TP		Technology Pavilion			Hall C, Booth 4768	
10:00 - 11:00 AM	SKILLS	LAB136	An Innovative Approach to Iris Fixation of an IOL Without Capsular Tension Support	CAT	\$	Titian 2201	
10:00 AM - 12:00 PM	SKILLS	LAB123A	Fundamental Facelifting Techniques	PLAST	\$	Titian 2305	
10:15 - 11:15 AM	AAOEIC	429	Loss Prevention and the Dispensary	PM-OPT	+	Casanova 605	
	AAOEIC	430	Going Lean: Tools for Efficiency and Effectiveness in the Ophthalmology Practice	PM-PQ	+	Casanova 503	
	AAOEIC	431	Employee Discipline for the Smaller Practice: The New Manager, the Seasoned Manager, and the Doctor	PM-HRM	+	Casanova 505	
	AAOEIC	433	Curbing Theft in Your Practice	PM-BUS	+	Casanova 601	
	AAOEIC	434	EHR 2.0: How to Replace Your Existing EHR	PM-EHR	+	Casanova 607	
	AAOEIC	435	Using the Practice Profit and Loss Statement as a Management Tool	PM-BUS	+	Casanova 507	
	AAOEIC	436	Flow and Efficiency Benchmarks to Improve Practice Performance	PM-BUS	+	Casanova 603	
	IC	438	Conjunctival Autografting in Pterygium Surgery, Simplified	COR	+	Murano 3201	
	IC	439	Vision and the Artist	HIST	+	Marco Polo 701	
	IC	445	Pearls for Evaluating Corneal Topography in Patients Scheduled for Cataract Surgery	CAT	+	Lido 3001	
10:15 - 11:45 AM	SYM	SYM22	Nanotechnology in the Diagnosis and Treatment of Ocular Diseases	PATH		Venetian Ballroom IJ	◆
10:15 AM - 12:00 PM	OP	OP08	Pediatric Ophthalmology, Strabismus Original Papers and Best of AAPOS	PEDS		Venetian Ballroom GH	◆

Monday, Nov. 16 (cont.)

Time	Type	No.	Title	Topic	\$	Room	On Demand
10:15 AM - 12:30 PM	SKILLS	LEC125	Toric Alignment Imaging and Astigmatism Surgery	REF	+	Marco Polo 705	
	SKILLS	LEC137	Implantation of Glaucoma Drainage Devices	GLA	+	Marco Polo 805	
	SKILLS	LEC138	Computerized Scanning Imaging of the Optic Nerve and Retinal Nerve Fiber Layer	GLA	+	Lido 3005	
	AAOEIC	437	The World of Audits: Strategies for Managing Audits for Fraud and Abuse, Coding, HIPAA, Meaningful Use, and Quality	PM-RISK	+	Casanova 501	
	IC	441	Ophthalmic Telemedicine 2015	COM	+	Galileo 1007	
	IC	442	What You Need to Know About Headache: A Pain for the Patient and a Pain for the Doctor	NEURO	+	Lido 3003	
	IC	443	Evidence-Based Guidelines in the Management of Glaucoma	GLA	+	Murano 3303	
	IC	444	All White Dots Are Not the Same! Imaging Techniques in the Diagnosis and Management of Posterior Uveitis	INTRA	+	Marco Polo 703	
10:30 - 11:45 AM	ACADCAFE	SYM51	Academy Café: Glaucoma	GLA		San Polo 3401	◆
10:30 AM - 12:00 PM	SKILLS	LAB121A	Management of the Vitreous for the Anterior Segment Surgeon	CAT	\$	Veronese 2401	
10:45 - 11:45 AM	SYM	SYM25	What We Have Learned From the IRIS Registry	GEN		Venetian Ballroom AB	◆
10:45 AM - 12:15 PM	OP	OP09	Ocular Inflammation, Uveitis Original Papers	INTRA		Bassano 2701	◆
	SYM	SYM18	Expanding the Understanding of AMD	RET		Hall D	◆
11:00 AM - 12:30 PM	SKILLS	LAB122B	Ab Interno Approach to the Schlemm Canal	GLA	\$	Veronese 2405	
11:00 AM - 1:00 PM	SKILLS	LAB126A	Endothelial Keratoplasty Surgery: Comprehensive Overview and Surgical Pearls	COR	\$	Veronese 2403	
11:30 AM - 12:30 PM	IC	440	EHR and Meaningful Use for the Small Practice: Is It Worth It?	EHR	+	Marco Polo 801	
	AAOEIC	446	Appraising the Performance of Your Opticians	PM-OPT	+	Casanova 505	
	AAOEIC	447	Getting Clean Data: Practice Management Software Setup	PM-BUS	+	Casanova 603	
	AAOEIC	448	Strategic Planning by Fact	PM-MKT	+	Casanova 605	
	AAOEIC	449	How to Run a Lean, Mean Refractive Practice in Today's Tough Economic Times	PM-BUS	+	Casanova 606	
	AAOEIC	450	Business Operations for New Administrators	PM-BUS	+	Casanova 503	
	AAOEIC	451	Discipline and Termination Concerns for the Ophthalmology Practice	PM-HRM	+	Casanova 607	
	AAOEIC	452	HIPAA Security Risk Assessment	PM-IMT	+	Casanova 601	
	AAOEIC	453	Steps to Successful Surgical Coding	PM-REMB	+	Casanova 507	
	IC	454	Toric IOLs 2015: Choice, Alignment, Results, and Management of Complications	CAT	+	Murano 3201	
	IC	455	Pediatric Eye Emergencies You Don't Want to Miss!	PEDS	+	Lido 3001	
	IC	457	Where Neuro-Ophthalmology and Oculoplastics Collide: Challenging Cases and Topics	PLAST	+	Murano 3305	
	IC	458	Intraocular Foreign Body Injuries: An Update	RET	+	Marco Polo 701	
	IC	460	Evaluation and Treatment of Facial Nerve Palsy	PLAST	+	Galileo 903	
	IC	461	Assessing Vision Beyond Snellen Acuity: What Cataract Surgeons Need to Know About Optical Quality	CAT	+	Galileo 901	
	IC	462	Glaucoma Management in Patients With Boston Keratoprosthesis	GLA	+	Marco Polo 807	
	IC	463	The Survival of Independent Practice in the New Health Care Environment	HP	+	Galileo 1003	
	IC	464	Optimizing Outcomes in Pneumatic Retinopathy	RET	+	Galileo 1005	

Monday, Nov. 16 (cont.)

Time	Type	No.	Title	Topic	\$	Room	On Demand
11:30 AM - 12:30 PM	IC	465	Management of Pre-existing and Post-operative Corneal and Ocular Surface Problems During Phacoemulsification	CAT	+	Galileo 1001	
	IC	466	Glued IOL: Scleral Fixation of Posterior Chamber IOL Without Sutures in the Absence of Capsular Support	CAT	+	Murano 3203	
	IC	467	Toxic Anterior Segment Syndrome Following Cataract Surgery	CAT	+	Murano 3205	
	IC	468	Open Sesame: Dealing With the Small Pupil	CAT	+	Galileo 905	
	IC	469	Solving the High Myopia Problem With Phakic IOLs	REF	+	Marco Polo 803	
12:00 - 2:00 PM	SKILLS	LAB127A	Macular OCT: Small Group Instruction	RET	\$	Titian 2203	
	SKILLS	LAB139	Workshop in Flap Techniques in Oculoplastic Surgery	PLAST	\$	Titian 2205	
	SKILLS	LAB140	The iPhone and iPad for Ophthalmologists	COM	\$	Titian 2201	
12:15 - 1:45 PM	SYM	SYM19	The Newly Revised 2015 Primary Open-Angle Glaucoma Preferred Practice Pattern® Guidelines: Adding Evidenced-Based Understanding and Practical Value to Daily Practice	GLA		Venetian Ballroom IJ	◆
	SYM	SYM26	Psychiatric Ophthalmology: Interaction of Window and Soul	GEN		Venetian Ballroom GH	◆
12:30 - 1:30 PM	PT		Scientific Poster Tours			Meeting Pt. Hall G	
12:45 - 1:45 PM	SPE	SPE16	Welcome to the Real World of Ophthalmology: Reality 101 for Residents and Fellows	GEN		Venetian Ballroom D	
	SPE	SPE17	Serving Those Who Serve: Changes Impacting VA and DOD Eye Care	GEN		Marco Polo 705	
	SYM	SYM27	Dr. Allan Jensen & Claire Jensen Lecture in Professionalism and Ethics	ETH		Venetian Ballroom AB	◆
1:00 - 2:30 PM	SKILLS	LAB114B	Phacoemulsification and Advanced Techniques	CAT	\$	Veronese 2401	
	SKILLS	LAB122A	Ab Interno Approach to the Schlemm Canal	GLA	\$	Veronese 2405	
1:00 - 3:00 PM	SKILLS	LAB132A	Blepharoplasty	PLAST	\$	Titian 2305	
1:30 - 3:30 PM	SKILLS	LAB125A	Toric Alignment Imaging and Astigmatism Surgery	CAT	\$	Veronese 2403	
2:00 - 3:00 PM	AAOEIC	230	Leveraging Big Data to Prepare for the Future	PM-PQ	+	Casanova 607	
	SYM	SYM28	What Is Hot Outside of the United States?	GO		Venetian Ballroom IJ	◆
	SYM	SYM29	Medicolegal Aspects To Electronic Health Records That You Need to Know	EHR		Venetian Ballroom AB	◆
	AAOEIC	470	Income Division for Group Practices: Structuring Appropriate Physician Compensation Arrangements	PM-BUS	+	Casanova 501	
	AAOEIC	471	X,Y, Boom! Supercharge Your Management of Employees and Patients Through Awareness of Generational Differences	PM-HRM	+	Casanova 605	
	AAOEIC	472	Practice Management Perspectives: A Large Practice Case Study	PM-PQ	+	Casanova 503	
	AAOEIC	473	Managing Clinical Trials in Small and Large Practices	PM-BUS	+	Casanova 606	
	AAOEIC	474	Developing Social Media Strategies and Policies	PM-RISK	+	Casanova 603	
	AAOEIC	475	Financial Benchmarking for the Retina Practice	PM-BUS	+	Casanova 507	
	AAOEIC	478	Meaningful Use 2015 and Beyond	PM-EHR	+	Casanova 601	
	IC	485	Femtosecond Laser for Cornea Surgery: The Actual Options	REF	+	Marco Polo 807	
	IC	486	Presentation Skills: How to Improve the Effectiveness of Lectures	MEDED	+	Marco Polo 805	

Monday, Nov. 16 (cont.)

Time	Type	No.	Title	Topic	\$	Room	On Demand
2:00 - 3:00 PM	IC	490	Overcoming Fears: Mastering and Incorporating Newer Endothelial Keratoplasty Techniques Into Your Practice (A Video-Based Course)	COR	+	Galileo 903	
	IC	491	Data-Driven IOL Calculations	CAT	+	Marco Polo 806	
	IC	492	The 11-Minute Buckle: Techniques of the Sutureless Scleral Buckle	RET	+	Galileo 1003	
	IC	493	Early Detection and Management of Keratoconus, Including Corneal Collagen Crosslinking	COR	+	Galileo 907	
	IC	494	Spectral Domain and Swept Source OCT in the Diagnosis and Management of Vitreoretinal and Uveitic Disorders	RET	+	Galileo 1005	
	IC	495	Pearls for Pragmatic Microbiology in Your 21st-Century Ophthalmology Practice	COR	+	Murano 3205	
2:00 - 3:15 PM	SYM	SYM17	Grand Rounds: Cases and Experts From Across the Nation	NEURO		Venetian Ballroom GH	◆
2:00 - 3:30 PM	SPOTLIT	SP03	Spotlight on Ocular Infections	COR		Hall D	◆
2:00 - 4:00 PM	SYM	SYM31	Improving Your Odds in Anterior Segment Surgery	CAT		Venetian Ballroom EF	◆
2:00 - 4:15 PM	SKILLS	LEC141	Endothelial Keratoplasty Techniques	COR	+	Marco Polo 801	
	SKILLS	LEC142	Endoscopic Forehead and Eyebrow Elevation	PLAST	+	Galileo 1007	
	SKILLS	LEC143	Anterior Lamellar Keratoplasty: Principles and Practice	COR	+	Galileo 905	
	SKILLS	LEC144	Introduction to Aesthetic Facial Surgery by Fractional Lasers, Intense Pulsed Light, Radiofrequency, and Ultrasound Devices	PLAST	+	Marco Polo 803	
	IC	250	Corneal Topographic Analysis and Anterior Segment Imaging: Pearls for Your Clinical Practice	REF	+	Murano 3303	
	AAOEIC	476	Hands-on Billing for Beginners	PM-BUS	+	Casanova 505	
	IC	479	Best of the Best: An Update in Cataract Surgery	CAT	+	Venetian Ballroom C	
	IC	480	Optical Coherence Tomography: Basics and Beyond	RET	+	Lido 3001	
	IC	481	White Dots, Spots, and Plaques: Making Sense of the Inflammatory Retinal Lesions—A Case-Based Approach	RET	+	Lido 3003	
	IC	482	Examining the Optic Nerve and Evaluating the Visual Field: The 5 Rs	GLA	+	Lido 3005	
	IC	483	Complete Guide to the Evaluation and Management of Ptosis	PLAST	+	Murano 3203	
	IC	484	Management of Orbital Tumors: Case Presentation and Discussion	PLAST	+	Marco Polo 701	
	IC	487	Vitreoretinal Surgical Techniques: How Do I Do It?	RET	+	Marco Polo 703	
	IC	488	Updates in Lacrimal Surgery	PLAST	+	Galileo 901	
	IC	489	What Is New in Retina? Highlights From the Extensively Revised BCSC12 Retina Vitreous Book	RET	+	Galileo 1001	
	IC	496	Cataract Surgery Crisis Management 101	CAT	+	Murano 3201	
	IC	497	Pediatric Vitreoretinal Disorders: Current and Future Management	RET	+	Murano 3305	
	IC	498	Optimizing Outcomes and Minimizing Complications in Oculofacial Plastic Procedures: A Case-Based Approach	PLAST	+	Marco Polo 705	
	IC	499	Better Surgery Through Chemicals	CAT	+	Marco Polo 706	
	IC	500	Retinoblastoma 2015: They Live and See!	RET	+	Marco Polo 707	
2:00 - 5:15 PM	OP	OP10	Cornea, External Disease Original Papers	COR		San Polo 3401	◆
	OP	OP11	Retina, Vitreous Original Papers	RET		Bassano 2701	◆
2:30 - 5:00 PM	SPE	SPE18	SO Special Program and Reception	NON		Venetian Ballroom D	

Monday, Nov. 16 (cont.)

Time	Type	No.	Title	Topic	\$	Room	On Demand
3:00 - 4:30 PM	SKILLS	LAB146	How to Use Free Technology to Add Interactivity to Face-to-Face Lectures and Presentations	MEDED	\$	Titian 2201	
3:00 - 5:00 PM	SKILLS	LAB138A	Computerized Scanning Imaging of the Optic Nerve and Retinal Nerve Fiber Layer	GLA	\$	Titian 2203	
3:00 - 5:30 PM	SKILLS	LAB145	Surgical Anatomy of the Eyelids: Cadaver Demonstration	PLAST	\$	Titian 2205	
3:15 - 4:15 PM	AAOEIC	403	Developing a Culture of Accountability	PM-PROF	+	Casanova 507	
	IC	456	Decoding the Uveitis Workup: Why, When, and What to Order	INTRA	+	Galileo 1003	
	AAOEIC	502	Space Planning: A Guide to the Effective Ophthalmic Facility	PM-BUS	+	Casanova 605	
	AAOEIC	504	Meaningful Use/EHR FAQs aka: Acronyms du Jour	PM-EHR	+	Casanova 603	
	AAOEIC	506	How to Value Your Ophthalmology Practice and Its Goodwill	PM-BUS	+	Casanova 601	
	AAOEIC	507	Accounting for Non-Accountants	PM-BUS	+	Casanova 606	
	AAOEIC	509	Employment Law Basics for the Small Ophthalmology Practice	PM-HRM	+	Casanova 607	
	IC	510	Optimizing Cataract Surgery Outcomes in Patients With Pre-existing Retinal Disease	CAT	+	Marco Polo 805	
	IC	511	YO's Serving Globally: How to Start Now!	GO	+	Galileo 907	
	IC	529	Evolving Topographic, Tomographic, OCT Corneal and Epithelial Mapping, and Ocular Scatter Measurements in Ectasia Diagnosis/ Visual Function Assessment in Cataract and Refractive Surgery	COR	+	Marco Polo 807	
3:15 - 4:45 PM	SYM	SYM32	Hot Topics 2015	GEN		Venetian Ballroom AB	◆
	SYM	SYM33	Management of Unusual Cases of Vitreoretinal Diseases	RET		Venetian Ballroom IJ	◆
3:15 - 5:30 PM	SKILLS	LEC147	Phakic IOLs	REF	+	Galileo 903	
	IC	410	Combined Cataract Surgery With Glaucoma Surgery: Guidelines, Indications, Methods, Techniques, and Postoperative Management	GLA	+	Galileo 1005	
	IC	501	Phaco Pearls for the Beginner	CAT	+	Marco Polo 806	
	AAOEIC	503	E&M vs. Eye Codes: Who Is the Winner?	PM-REMB	+	Casanova 501	
	AAOEIC	505	Effective Strategic Planning	PM-BUS	+	Casanova 503	
	IC	512	Top 10 Hot Corneal Surgical Tips for 2015	COR	+	Murano 3205	
3:30 - 4:45 PM	SYM	SYM30	The Great Debate: Pediatric Ophthalmology	PEDS		Venetian Ballroom GH	◆
3:30 - 5:00 PM	SKILLS	LAB133A	Glaucoma Filtration Surgery Lab	GLA	\$	Veronese 2405	
3:30 - 5:30 PM	SKILLS	LAB110B	Advanced Refractive Cataract Surgery and Anterior Segment Reconstruction	CAT	\$	Veronese 2401	
3:45 - 5:15 PM	SYM	SYM34	Optic Neuritis: The Good, The Bad, The Ugly	NEURO		Hall D	◆
4:00 - 5:30 PM	SKILLS	LAB134A	The Surgical Correction of Astigmatism	REF	\$	Veronese 2403	
	SKILLS	LAB148	Advanced Periorbital Flap and Graft Techniques	PLAST	\$	Titian 2305	
4:15 - 5:30 PM	SYM	SYM35	Lessons Learned About New Technologies for Refractive Cataract Surgery	CAT		Venetian Ballroom EF	◆
4:30 - 5:30 PM	SKILLS	LEC149	Endoscopic Transnasal Lacrimal Surgery: Principles and Practice	PLAST	+	Galileo 1007	
	AAOEIC	432	Making the Most With Modifiers	PM-REMB	+	Casanova 605	
	AAOEIC	513	MD/OD Relationships: Business and Compliance Concerns	PM-RISK	+	Casanova 606	
	AAOEIC	514	Predictive Analytics: The New Face of Quality	PM-PQ	+	Casanova 601	
	AAOEIC	516	Optical Shops: Sales Strategies for Today's Economy	PM-OPT	+	Casanova 607	

Monday, Nov. 16 (cont.)

Time	Type	No.	Title	Topic	\$	Room	On Demand
4:30 - 5:30 PM	AAOEIC	517	Website Design and Marketing Fundamentals	PM-MKT	+	Casanova 507	
	AAOEIC	518	Drafting and Maintaining an Effective Employee Manual	PM-HRM	+	Casanova 603	
	AAOEIC	519	EHR and Big Data	PM-EHR	+	Casanova 505	
	IC	520	Selective Laser Trabeculoplasty: Basic Principles and Pearls for Practice	GLA	+	Venetian Ballroom C	
	IC	521	Oculoplastic Procedures for the General Ophthalmologist	PLAST	+	Lido 3001	
	IC	522	Surgery for Retinal Detachment in the Modern Era	RET	+	Murano 3303	
	IC	523	Oculoplastic Office Procedures: Video Clips	PLAST	+	Lido 3005	
	IC	524	Diagnosis and Management of Essential Blepharospasm and Hemifacial Spasm	PLAST	+	Murano 3203	
	IC	525	Pediatric Uveitis: What You Need to Know	PEDS	+	Marco Polo 705	
	IC	526	Corneal Inlays for Treatment of Presbyopia	REF	+	Marco Polo 701	
	IC	527	With an Artistic Vision: Perception, the Arts and the Eye	HIST	+	Marco Polo 703	
	IC	528	Clinical Landmarks of Heritable Metabolic Corneal Entities	COR	+	Marco Polo 805	
	IC	530	Assessing and Treating Torsional Diplopia	PEDS	+	Galileo 901	
	IC	531	Allergic Eye Disease: An Enigma for Physicians	COR	+	Galileo 905	
	IC	532	Intraoperative Complications Unique to Femtosecond Laser-Assisted Cataract Surgery and Their Management	CAT	+	Galileo 1001	
	IC	533	Way Forward to 27-gauge Vitrectomy	RET	+	Galileo 907	
	IC	534	Endothelial Keratoplasty: Descemet-Stripping EK/ Descemet Membrane EK/ Pre-Descemet EK—A Video-Based Course	COR	+	Murano 3201	
	IC	535	Advances in Intraocular Endoscopic Surgery: Anterior and Posterior Segment Techniques	RET	+	Murano 3305	

Tuesday, Nov. 17

Time	Type	No.	Title	Topic	\$	Room	On Demand
7:30 - 8:30 AM	BWE		Breakfast With the Experts		\$	Hall G	
7:30 - 10:00 AM	SKILLS	LAB142A	Endoscopic Forehead and Eyebrow Elevation	PLAST	\$	Titian 2305	
8:00 - 9:30 AM	SKILLS	LAB147A	Phakic IOLs	REF	\$	Veronese 2401	
8:00 - 10:00 AM	SKILLS	LAB143A	Anterior Lamellar Keratoplasty: Principles and Practice	COR	\$	Veronese 2403	
	SKILLS	LAB144A	Introduction to Aesthetic Facial Surgery by Fractional Lasers, Intense Pulsed Light, Radiofrequency, and Ultrasound Devices	PLAST	\$	Veronese 2405	
8:30 - 9:45 AM	ACADCAFE	SYM52	Academy Café: Cataract	CAT		San Polo 3401	◆
8:30 - 10:00 AM	OP	OP13	Neuro-Ophthalmology Original Papers and Best of NANOS	NEURO		Bassano 2701	◆
	SYM	SYM39	Update on Management of Diabetic Retinopathy and Retinal Vascular Disease	RET		Venetian Ballroom EF	◆
	SYM	SYM43	Communication Matters: Promoting Our Patients, Practice, and Profession	GEN		Venetian Ballroom GH	◆
8:30 - 10:15 AM	SYM	SYM38	Controversies in Ocular Infections	INTRA		Venetian Ballroom AB	◆
8:30 AM - 12:30 PM	OP	OP12	Glaucoma Original Papers	GLA		Venetian Ballroom D	◆

Tuesday, Nov. 17 (cont.)

Time	Type	No.	Title	Topic	\$	Room	On Demand
9:00 - 10:00 AM	SKILLS	LEC150	Advanced Techniques in Orbital Decompression and Expansion	PLAST	+	Galileo 1001	
	AAOEIC	600	CodeFest	PM-REMB	+	Casanova 503	
	AAOEIC	604	A Physician's Guide to Avoiding Embezzlement	PM-BUS	+	Casanova 601	
	AAOEIC	605	Patients as Partners: Including Patients in the Health-Care Process	PM-RISK	+	Casanova 603	
	AAOEIC	606	Prelitigation Services	PM-RISK	+	Casanova 606	
	AAOEIC	607	The Evolving Reimbursement Paradigm in Ophthalmology and How Best to Respond/React	PM-BUS	+	Casanova 605	
	AAOEIC	608	The Business of Being a Medical/Legal Expert: a Primer for Ophthalmologists	PM-BUS	+	Casanova 505	
	IC	613	Visual Electrophysiology Testing: Principles and Clinical Applications	RET	+	Murano 3201	
	IC	614	Artificial Iris Implantation	CAT	+	Marco Polo 701	
	IC	615	Diagnosis and Management of Corneal Endothelial Diseases	COR	+	Marco Polo 703	
	IC	616	Genetic Testing in Ophthalmology	GEN	+	Marco Polo 807	
	IC	617	Ocular Chronic Graft Versus Host Disease: Update and Case Studies for Clinicians	COR	+	Marco Polo 706	
	IC	621	Descemet-Stripping Automated Endothelial Keratoplasty in Challenging Cases: A Video Bouquet	COR	+	Galileo 1003	
	IC	624	Third World Cataracts in the First World Setting	CAT	+	Murano 3203	
	IC	625	Surgical Education: Improving Upon and Going Beyond the Apprentice Model	MEDED	+	Galileo 1005	
	IC	626	Intraoperative Gonioscopy: A Key to Angle Surgery	GLA	+	Marco Polo 806	
9:00 - 11:15 AM	IC	425	Femtosecond Cataract Surgery: Exploring the Limits	CAT	+	Lido 3003	
	AAOEIC	601	A Practical Guide to Understanding and Negotiating Your First Employment Agreement	PM-BUS	+	Casanova 507	
	AAOEIC	602	Practice Mergers and Division- or Care Center-Based "Mega Groups"	PM-BUS	+	Casanova 501	
	AAOEIC	603	Human Resources and Your Practice: A Consultant's Guide to Improved Performance	PM-HRM	+	Casanova 607	
	IC	609	Diagnostic Ophthalmic Ultrasonography	RET	+	Venetian Ballroom C	
	IC	610	How to Evaluate a Patient With Uveitis	INTRA	+	Lido 3001	
	IC	611	Defending the Ophthalmologist in a Medical Malpractice Lawsuit	GEN	+	Murano 3205	
	IC	612	Surgical Management of Pediatric Glaucoma	PEDS	+	Murano 3303	
	IC	618	Glaucoma Ace Up Your Sleeve: Interventions for Situational Glaucoma	GLA	+	Galileo 903	
	IC	619	Advanced Techniques for Challenging Cases in Vision Rehabilitation	VIS	+	Marco Polo 707	
	IC	620	Diagnosis and Management of ROP: Covering Basics in Screening to Introduction of Telemedicine and Use of Anti-VEGF Medications in Practice	PEDS	+	Galileo 1007	
	IC	622	Conquering Capsule Complications: A Video Primer	CAT	+	Lido 3005	
	IC	623	Managing Angle-Closure Glaucoma With Crystalline Lens Removal and Adjunctive Procedures	GLA	+	Galileo 905	
	IC	698	Glaucoma Postop Care in the Office: A Video Compendium of Techniques—When and How to Intervene	GLA	+	Marco Polo 801	

Tuesday, Nov. 17 (cont.)

Time	Type	No.	Title	Topic	\$	Room	On Demand
9:15 AM - 12:00 PM	LL		Learning Lounge			Hall A, Booth 221	
9:30 AM - 12:00 PM	TP		Technology Pavilion			Hall C, Booth 4768	
10:15 - 11:15 AM	AAOEIC	627	Top 20 Tips for Optimal Billing	PM-BUS	+	Casanova 606	
	AAOEIC	629	Hiring an Ophthalmologist for Your Practice: Avoiding the Pitfalls	PM-MKT	+	Casanova 505	
	AAOEIC	630	Detailed Accounting for ASCs, Powered by the Outpatient Ophthalmic Surgery Society	PM-ASC	+	Casanova 503	
	AAOEIC	631	Inventory Management: Best Practice Strategies	PM-OPT	+	Casanova 605	
	IC	633	Visual Fields in Neuro-Ophthalmology	NEURO	+	Galileo 1001	
	IC	634	Glaucoma and Refractive Surgery	GLA	+	Marco Polo 705	
	IC	635	Scleritis: What to Order and How to Treat It!	COR	+	Marco Polo 701	
	IC	636	Tips for Cosmetic Eyelid Surgery in Asian Patients	PLAST	+	Marco Polo 703	
	IC	637	Diagnosis and Management of Corneal Perforation	COR	+	Marco Polo 706	
	IC	639	Cataracts: When You Encounter the Unexpected and The Unpleasant! A Video-Based Course	CAT	+	Murano 3203	
	IC	640	Therapeutic Corneal Refractive Surgery	REF	+	Galileo 1003	
	IC	641	Practical Approach in Interpretation of Orbital Imaging	PLAST	+	Galileo 1005	
	IC	646	Vitreoretinal Tips for the Comprehensive Ophthalmologist: When to Watch, Treat, or Refer	RET	+	Marco Polo 803	
	IC	662	Femtolasers: Diagnosis and Management of Intraoperative and Postoperative Complications With the Use of a Femtosecond Laser for LASIK Surgery	REF	+	Marco Polo 805	
10:15 - 11:30 AM	SYM	SYM42	The Great Debate: Retina	RET		Venetian Ballroom EF	◆
10:15 - 11:45 AM	SYM	SYM36	Myopia Matters!	PEDS		Venetian Ballroom GH	◆
	SYM	SYM37	Personalized Education for Ophthalmology Residents: An Idea Whose Time Has Come?	MEDED		Bassano 2701	◆
10:15 AM - 12:30 PM	AAOEIC	628	Steps for Successful Retina Coding	PM-REMB	+	Casanova 601	
	AAOEIC	632	Business and Clinical Aspects of ASC Efficiency Powered by the Outpatient Ophthalmic Surgery Society	PM-ASC	+	Casanova 603	
	IC	638	RetinaTech: The Future of Vitreoretinal Surgery	RET	+	Marco Polo 807	
	IC	642	Mystery Retina 2015: Interactive Discussion of Challenging Cases	RET	+	Murano 3201	
	IC	643	Diagnostic and Therapeutic Dilemmas in Neuro-Ophthalmology	NEURO	+	Murano 3305	
	IC	644	Fundamentals of Anterior Segment Reconstruction	CAT	+	Marco Polo 806	
	IC	645	The Boston Keratoprosthesis: Case-Based Presentations Highlighting the Essentials for Beginning and Experienced Surgeons	COR	+	Galileo 901	
	IC	647	Step-by-step Management of Dry Eye Disease	COR	+	Galileo 907	
10:30 - 11:45 AM	SYM	SYM41	Best of Anterior Segment Specialty Meetings 2015	RET		Venetian Ballroom AB	◆
10:30 AM - 12:00 PM	SKILLS	LAB114C	Phacoemulsification and Advanced Techniques	CAT	\$	Veronese 2401	
10:30 AM - 12:30 PM	SKILLS	LAB141A	Endothelial Keratoplasty Techniques	COR	\$	Veronese 2403	
11:00 AM - 1:00 PM	SKILLS	LAB137A	Implantation of Glaucoma Drainage Devices	GLA	\$	Veronese 2405	
11:00 AM - 1:30 PM	SKILLS	LAB149A	Endoscopic Transnasal Lacrimal Surgery: Principles and Practice	PLAST	\$	Titian 2305	

Tuesday, Nov. 17 (cont.)

Time	Type	No.	Title	Topic	\$	Room	On Demand
11:30 AM - 12:30 PM	IC	648	Practice Options: Self-employment vs. Hospital / Foundation Affiliation—What Is Your Strategy for the Future?	HP	+	Marco Polo 805	
	AAOEIC	649	Staffing Your Optical Dispensary	PM-OPT	+	Casanova 507	
	AAOEIC	650	Reimbursement in 2025	PM-BUS	+	Casanova 607	
	AAOEIC	651	American Academy of Ophthalmic Executives Book Club: Professional Growth and Development	PM-PROF	+	Casanova 503	
	AAOEIC	653	Practice Valuations: What's a Practice Worth Today?	PM-BUS	+	Casanova 501	
	AAOEIC	654	Ophthalmic Coding Specialist (OCS) Prep Course	PM-REMB	+	Casanova 605	
	AAOEIC	655	Contracting With Subspecialists: Retina and Plastics	PM-BUS	+	Casanova 505	
	AAOEIC	656	Partial Retirement in a Group Practice	PM-BUS	+	Casanova 606	
	IC	657	Simplifying Treatment of Diabetic Retinopathy for the Comprehensive Ophthalmologist: What You Really Need to Know in 2015	RET	+	Venetian Ballroom C	
	IC	658	Avoiding and Managing Blepharoplasty Complications	PLAST	+	Murano 3205	
	IC	659	Anterior Segment Imaging: A Practical Guide for Ophthalmologists	COR	+	Lido 3001	
	IC	660	Normal-Tension Glaucoma: Evaluation and Treatment	GLA	+	Lido 3005	
	IC	661	Intraoperative Floppy Iris Syndrome: Pearls for Management and Prevention	CAT	+	Lido 3003	
	IC	663	Mycotic Keratitis: Novel Strategies Against Emerging Pathogens	COR	+	Marco Polo 701	
	IC	664	Corneal Collagen Crosslinking: Basic and Advanced Indications	COR	+	Marco Polo 801	
	IC	665	Structure Function Discordance: Resolving Challenging Dilemmas for the Comprehensive Ophthalmologist and Glaucoma Specialist	GLA	+	Marco Polo 803	
	IC	666	Angle Closure and Angle-Closure Glaucoma	GLA	+	Marco Polo 703	
	IC	667	Interpretation of OCT Scans in Patients With Glaucoma: Beyond Summary Statistics	GLA	+	Galileo 903	
	IC	668	Transitioning to Small-Incision Lenticule Extraction (SMILE), the All-Femtosecond Laser Vision Correction: Why and How?	REF	+	Galileo 1001	
	IC	669	Oculofacial Procedures in Men: Looking Good Without Looking "Overdone"!	PLAST	+	Galileo 1003	
	IC	670	Adult Uveal Tumors: A Systematic Approach for the General Ophthalmologist	PATH	+	Marco Polo 705	
	IC	671	Tackling Posterior Capsule Rupture, IOL Implantation, and Associated Complications: A Video-Based Course	CAT	+	Murano 3203	
12:45 - 1:45 PM	AAOEIC	515	Work/Life Balance: Unrealistic Expectation or Achievable Goal?	PM-PROF	+	Casanova 507	
	AAOEIC	672	Utilizing ASC Performance Metrics: Powered by the Outpatient Ophthalmic Surgery Society	PM-ASC	+	Casanova 501	
	IC	673	Retinal OCT Interpretation 101	RET	+	Lido 3001	
	IC	674	Evolution's Witness: How Eyes Evolved	HIST	+	Murano 3203	
	IC	675	Diagnosis and Treatment of Polypoidal Choroidal Vasculopathy	RET	+	Murano 3201	
	IC	676	IOL Implantation and Repositioning Techniques for the Vitreoretinal Surgeon	RET	+	Marco Polo 705	
	IC	677	Diplopia After Cataract and Refractive Surgery	PEDS	+	Marco Polo 701	

Tuesday, Nov. 17 (cont.)

Time	Type	No.	Title	Topic	\$	Room	On Demand
12:45 - 1:45 PM	IC	678	Glaucoma Filtration Device Mini-shunt: Friend or Foe?	GLA	+	Marco Polo 703	
	IC	679	Refractive Lensectomy: Indications, Lenses, Formulas, Outcomes	REF	+	Marco Polo 801	
	IC	680	Ocular Surface Disease and Glaucoma	GLA	+	Marco Polo 803	
	IC	681	An Introduction to Error Disclosure for Ophthalmologists	ETH	+	Galileo 903	
	IC	682	Optimizing Deep Anterior Lamellar Keratoplasty: The Small Bubble Technique	COR	+	Galileo 905	
	IC	683	Dropless Cataract Surgery Rationale, Effectiveness, and Technique	CAT	+	Galileo 1001	
	IC	684	Concussion and the Eyes	NEURO	+	Galileo 1003	
	IC	685	Glaucoma Surgery for the Cataract Surgeon: Ways to Improve Your Outcomes and to Catch Up With the Latest (A Video-Based Course)	GLA	+	Galileo 1005	
	IC	689	Less Than Perfect Outcomes After Uneventful Cataract Surgery: What Are We Missing?	CAT	+	Galileo 901	
	IC	691	Enhancement and Retreatment After Refractive Surgery	REF	+	Galileo 907	
	IC	692	Intravitreal Injection Technique and Monitoring: Updated Guidelines of an Expert Panel	RET	+	Murano 3305	
12:45 - 1:30 PM	AAOEIC	652	Essential Search Engine Optimization Tools for Your Website	PM-MKT	+	Casanova 603	
	IC	686	Code Red: Mastering Phaco Nightmares and Worst-Case Scenarios—A Video-Based Course	CAT	+	Murano 3205	
	IC	687	Current Topics in Cornea/ External Disease: Highlights of the Basic and Clinical Science Course 8	COR	+	Murano 3303	
	IC	688	Stereo Anatomy of the Orbit, Eyelid, and Lacrimal System: A Surgeon's Perspective	PLAST	+	Marco Polo 706	
	IC	690	Cataract Surgery: Moving Forward With Femtosecond Lasers	CAT	+	Marco Polo 707	
1:00 - 2:30 PM	SKILLS	LAB121B	Management of the Vitreous for the Anterior Segment Surgeon	CAT	\$	Veronese 2401	
1:30 - 3:30 PM	SKILLS	LAB128B	Laser Refractive Surgery	REF	\$	Veronese 2403	
2:00 - 3:00 PM	IC	702	Genetics of AMD: Concepts and Controversy	RET	+	Galileo 905	
	IC	703	Refractive Surgery Alliance Open Forum on Refractive Marketing	REF	+	Galileo 1001	
	IC	704	Struggling Resident Surgeons: Educational Strategies for Success	MEDED	+	Galileo 1003	
	IC	705	Advanced Conjunctival Surgery for Ocular Cicatrizing Diseases	COR	+	Galileo 1005	
	IC	710	The Code of Ethics: A Shield in Litigation	ETH	+	Galileo 907	
2:00 - 4:15 PM	IC	693	Update on Treatments for Diabetic Retinopathy: Clinically Relevant Results From the Diabetic Retinopathy Clinical Research Network	RET	+	Lido 3005	
	IC	694	Ocular Surface Disease Management: Moving From Adequate to Expert	COR	+	Lido 3001	
	IC	695	Lotions, Potions, Botulinum Toxin, and Fillers: Nonlaser Rejuvenation for the Ophthalmologist	PLAST	+	Murano 3203	
	IC	696	What's New and Important in Pediatric Ophthalmology and Strabismus for 2015	PEDS	+	Murano 3201	
	IC	697	Medical and Surgical Therapy and Diagnosis of Uveitis	INTRA	+	Marco Polo 701	
	IC	699	Help! A Corneal Ulcer Just Walked In! What Do I Do Next?	COR	+	Marco Polo 803	
	IC	700	Systemic Therapeutic Agents and Retinal Toxicity	RET	+	Galileo 901	

Tuesday, Nov. 17 (cont.)

Time	Type	No.	Title	Topic	\$	Room	On Demand
2:00 - 4:15 PM	IC	701	Review of Clinical Optics	OPTIC	+	Galileo 903	
	IC	706	Unexpected Refraction After Advanced Cataract Surgery: Understanding and Management	CAT	+	Murano 3305	
2:30 - 5:00 PM	SKILLS	LAB150A	Advanced Techniques in Orbital Decompression and Expansion	PLAST	\$	Titian 2305	
3:15 - 4:15 PM	IC	709	Protecting Your Online Image	COM	+	Galileo 905	
	IC	712	IOP Control Beyond The Trabecular Outflow: Suprachoroidal Outflow and Microstenting	GLA	+	Murano 3205	
3:15 - 5:30 PM	IC	707	Retinal and Choroidal Manifestations of Selected Systemic Diseases 2015	RET	+	Lido 3003	
	IC	708	Corneal Edema, Opacification, and Ectasia: Diagnostic and Treatment Strategies From the Preferred Practice Pattern Guidelines	COR	+	Marco Polo 801	
	IC	711	Danger Zone: Refractive Surgery Nightmares and Worst-Case Scenarios—A Video-Based Course	REF	+	Murano 3303	

Wednesday, Nov. 18

Time	Type	No.	Title	Topic	\$	Room	On Demand
7:00 AM - 5:30 PM	SPE	SPE19	29° Lo Mejor de la Academia en Español 2015 (29th Best of the Academy in Spanish 2015)	GEN	\$	Bally's, Silver	

AAO 2015 VIRTUAL MEETING

www.aao.org/virtual-meeting

The AAO 2015 Virtual Meeting gives those who are not able to attend in person a unique way to engage in the meeting by attending live-streaming presentations and interacting with colleagues from around the world.

There will be approximately 20 hours of content from AAO 2015 and Subspecialty Day streamed live, including the following sessions:

Subspecialty Day

Friday, Nov. 13

11:49 AM - 12:31 PM

(RET06) Retina Subspecialty Day Section V: My Coolest Surgical Video

1:35 - 2:30 PM

(REF07) Refractive Surgery Subspecialty Day Section IV: The "Mojo Bag" of Videos on Lens and Cornea Refractive Surgery Complications

Saturday, Nov. 14

8:06 - 9:01 AM

(GLA04) Glaucoma Subspecialty Day Section I: OCT Reboot

2:36 - 3:45 PM

(COR06) Cornea Subspecialty Day Section V: Cornea Controversies: Conflicting Data

4:01 - 4:51 PM

(RET22) Retina Subspecialty Day Section XIX: Video Surgical Complications: What Would You Do?

AAO 2015

Sunday, Nov. 15

8:30 - 10:00 AM

(SYM44) Opening Session

2:00 - 3:30 PM

(SYM11) A Clinician's Guide to the Management of Neovascular AMD

3:45 - 5:15 PM

(SP01) Spotlight on Anterior Segment Emergencies

Monday, Nov. 16

8:15 AM - 12:15 PM

(SP02) Spotlight on Cataract Complications: M&M Rounds—Learning From My Mistakes

2:00 - 3:30 PM

(SP03) Spotlight on Ocular Infections

3:45 - 5:15 PM

(SYM34) Optic Neuritis: The Good, The Bad, The Ugly

Tuesday, Nov. 17

8:30 - 10:00 AM

(SYM39) Update on Management of Diabetic Retinopathy and Retinal Vascular Disease

10:15 - 11:30 AM

(SYM42) The Great Debate: Retina

NOTE: The AAO 2015 Virtual Meeting is not eligible for CME credit.

COMPREHENSIVE + COORDINATED CARE FOR

>> COMPLEX EYE DISEASES



Integrated and multi-specialty
treatment for patients with ocular
and systemic disease.

Visit us at booth #4469 for
coffee and conversation.



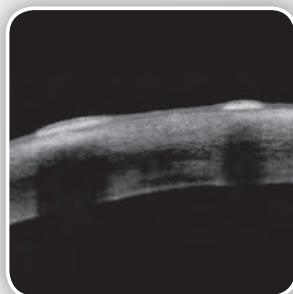
Clinical Discussions on OCT Angiography

A BREAKFAST SYMPOSIUM

November 15th
6:30 am - 8:00 am

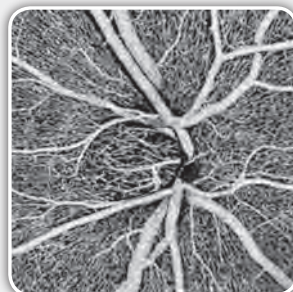
WYNN LAS VEGAS
Lafite Ballroom 2

Register Today:
optovue.com/optovuesymposium-lv/



**Visit the OCT Angiography
Education Center
Booth 2655**

Learn more about the vast clinical applications of OCT Angiography, view a library of OCTA case studies and discover the technology that makes OCTA clinically viable.



*This symposium is not affiliated with
the official program of AAO 2015*

300-50702 Rev.A

optovue®

Optovue.com

Opening Session

Sunday, Nov. 15

8:30 – 10:00 AM

Venetian Ballroom EF

Launch AAO 2015 with your colleagues and discover what is new at the Academy and in the world of ophthalmology. Hear from Academy leadership, celebrate the vanguard of our profession, attend the Jackson Memorial Lecture and gain presidential insight with the AAO 2015 Michael F Marmor MD Lecture.

Time	Topic	Speaker
8:30 AM	Opening Remarks	Jonathan B Rubenstein MD
8:38 AM	Academy President's Address	Russell N Van Gelder MD PhD
8:44 AM	Academy Awards	See page 66
8:56 AM	Laureate Award: Bruce E Spivey MD	
8:59 AM	Academy's Chief Executive Officer's Address	David W Parke II MD
9:05 AM	Academy's President-Elect's Address	William L Rich III MD FACS
9:10 AM	Keynote — Michael F Marmor MD Lecture in Ophthalmology and the Arts: <i>Two World Visions: The Myopia of Theodore Roosevelt and Ronald Reagan</i>	Edmund Morris
9:30 AM	Introduction of the Jackson Memorial Lecture	Jonathan B Rubenstein MD
9:32 AM	Jackson Memorial Lecture: <i>How Big Data Informs Us About Cataract Surgery</i>	Anne Louise Coleman MD PhD
9:57 AM	Jackson Memorial Lecture Award Presentation	Thomas J Liesegang MD
9:58 AM	Concluding Remarks	Jonathan B Rubenstein MD
10:00 AM	End of Session	



Jackson Memorial Lecture Anne L Coleman MD PhD

Dr. Coleman is the Fran and Ray Stark Professor of Ophthalmology at the Stein Eye Institute (SEI) in the David Geffen School of Medicine at UCLA, as well as Professor of Epidemiology at UCLA's Fielding School of Public Health. She serves as SEI Vice-Chair of the Department of Ophthalmology and Director of the Center for Community Outreach and Policy, overseeing the UCLA Mobile Eye Clinic and Center for Eye Epidemiology. Since 2003, she has served as Executive Editor for Glaucoma for *American Journal of Ophthalmology*. Dr. Coleman's research interests span the interface of ophthalmology and public health, with emphasis on comparative effectiveness research, visual functioning and societal impacts of eye diseases.



Keynote: Michael F Marmor MD Lecture in Ophthalmology and the Arts Edmund Morris

Mr. Morris is the author of three biographies about Theodore Roosevelt. The first, *The Rise of Theodore Roosevelt*, won both a Pulitzer Prize and a National Book Award in 1980. In the fall of 2001 Mr. Morris published *Theodore Rex*, which won the *Los Angeles Times* Book Prize for biography. Both this volume, and his critically acclaimed final book in the Roosevelt trilogy, *Colonel Roosevelt* (published in 2010),

are *New York Times* bestsellers. In 1985, Mr. Morris was appointed President Ronald Reagan's biographer. *Dutch: A Memoir of Ronald Reagan* was published in 1999 and is also a *New York Times* bestseller. Mr. Morris has additionally published a celebrated biography of Beethoven and a volume of essays. He is currently working on a biography of Thomas Edison. Mr. Morris has written on literature and music for *The New Yorker*, *The New York Times*, *Harper's* and other periodicals. He is a member of the Modern Library Editorial Board, and has been writer in residence at the University of Chicago.



2015 Laureate Award Bruce E Spivey MD

Dr. Spivey trained as an ophthalmologist and a medical educator. He has been Professor of Clinical Ophthalmology at Northwestern University Medical School, past Chairman of the Department of Ophthalmology of California Pacific Medical Center and past Professor of Clinical Ophthalmology at Columbia and Cornell Universities. Dr. Spivey served as the President and Chief Executive Officer for several organizations including the Pacific Presbyterian Medical Center, Northwestern Healthcare Network, and Columbia-Cornell Care. He was also Chief Executive Officer of California Healthcare Systems. Dr. Spivey has served on many boards of international, national and regional health care organizations and ophthalmologic societies. His service to the field of ophthalmology includes 14 years as the Executive Vice President and Chief Executive Officer of the American Academy of Ophthalmology and, most recently, 20 years as both Secretary General and President of the International Council of Ophthalmology.

2015 Academy Awards

Guests of Honor

Robert E Kalina MD, Stuart L Fine MD and Kris Palczewski PhD

Distinguished Service Award

Research to Prevent Blindness

Special Recognition Award

American Academy of Ophthalmology Life Achievement Honor Award Recipients

Outstanding Humanitarian Service Award

Stephen L Beaty MD MPH and Gary E Fish MD

Straatsma Award for Excellence in Resident Education

Tara Uhler MD

International Blindness Prevention Award

James E Standefer MD

Outstanding Advocate Award

Jean E Ramsey MD

Breakfast With the Experts

Sunday – Tuesday, Nov. 15 - 17

7:30 - 8:30 AM

Level 1, Hall G

- Breakfast With the Experts roundtables are not part of the Academy Plus course pass. Separate tickets must be purchased.
- Onsite Fee: \$40
- Members in Training automatically receive a 50% discount on all roundtables.
- Fee includes a buffet breakfast.
- Seating is limited, register early for best selection.
- After breakfast, feel free to use the roundtables area to meet-up with colleagues and network.

Sunday, Nov. 15

Cataract

Jointly sponsored by the Academy's Annual Meeting Program Committee and the American Society of Cataract and Refractive Surgery (ASCRS)

Roundtable: B101

Complex IOL Calculations

Moderator: Mitchell P Weikert MD

Roundtable: B102

Intraoperative Aberrometry

Moderator: Sumit Garg MD

Roundtable: B103

Improving Operating Room Efficiency

Moderator: Gary J Foster MD

Jointly sponsored by the Academy's Annual Meeting Program Committee and the International Society of Refractive Surgery (ISRS) Executive Committee

Roundtable: B104

Pearls for Femtosecond Cataract Surgery

Moderator: Kendall Donaldson MD, Mark A Kontos MD

Jointly sponsored by the Academy's Annual Meeting Program Committee and Women in Ophthalmology (WIO)

Roundtable: B105

Getting Started With Femtosecond Laser-assisted Cataract Surgeries

Moderator: Surekha Collur MD, Revathi P Naadimuthu MD

Cornea, External Disease

Jointly sponsored by the Academy's Annual Meeting Program Committee and the Cornea Society

Roundtable: B106

Descemet Membrane Endothelial Keratoplasty

Moderator: Brandon Ayres MD

Roundtable: B107

Herpetic Keratitis

Moderator: Ira A Shivitz MD

Roundtable: B108

Acanthamoeba Keratitis

Moderator: Elmer Tu MD

Jointly sponsored by the Academy's Annual Meeting Program Committee and the International Society of Refractive Surgery (ISRS) Executive Committee

Roundtable: B109

Innovations in CXL

Moderator: A John Kanellopoulos MD

General Medical Care

Jointly sponsored by the Academy's Annual Meeting Program Committee and the Senior Ophthalmologist Committee (SQ)

Roundtable: B110

Transitions in Practice—Slowing Down and Its Implications

Moderator: Paul N Orloff MD

Glaucoma

Jointly sponsored by the Academy's Annual Meeting Program Committee and the American Glaucoma Society (AGS)

Roundtable: B111

Glaucoma Management in Pregnancy and Postpartum

Moderator: Sarwat Salim MD

Roundtable: B112

Interpreting OCT Imaging in Glaucoma: Challenges and Artifact

Moderator: Edward M Barnett MD PhD

Sunday, Nov. 15 (cont.)

Roundtable: B113

Practical Application of the Target Pressure Concept

Moderator: Paul F Palmberg MD PhD

Jointly sponsored by the Academy's Annual Meeting Program Committee and the American Society of Cataract and Refractive Surgery (ASCRS)

Roundtable: B114

Successfully Incorporate MIGS Into Your Practice

Moderator: John P Berdahl MD, Mark S Hansen MD

Global Ophthalmology

Jointly sponsored by the Academy's Annual Meeting Program Committee and the Global Education and Outreach Committee

Roundtable: B115

How to Develop a Partnership With an Institution in a Developing Country

Moderator: David S Friedman MD MPH PhD

Intraocular Inflammation, Uveitis

Jointly sponsored by the Academy's Annual Meeting Program Committee and the American Uveitis Society (AUS)

Roundtable: B116

Rational Approach to the Use of Laboratory Testing in the Diagnosis of the Uveitides

Moderator: Douglas A Jabs MD MBA

Roundtable: B117

Intraocular Surgery in Patients With Uveitis

Moderator: James Philip Dunn Jr MD

Neuro-Ophthalmology

Jointly sponsored by the Academy's Annual Meeting Program Committee and the North American Neuro-Ophthalmology Society (NANOS)

Roundtable: B118

Evaluating the Patient With Anisocoria

Moderator: Randy H Kardon MD PhD

Roundtable: B119

Swollen Optic Nerve or Not?

Moderator: Madhu R Agarwal MD

Roundtable: B120

New Double Vision in an Adult

Moderator: Madhura A Tamhankar MD

Orbit, Lacrimal, Plastic Surgery

Jointly sponsored by the Academy's Annual Meeting Program Committee and the American Society of Ophthalmic Plastic and Reconstructive Surgery (ASOPRS)

Roundtable: B121

Ptosis Repair: How to Achieve the Best Results

Moderator: Jeremiah P Tao MD, Katherine M Whipple MD

Roundtable: B122

New Evaluations and Treatments of Orbital Inflammations

Moderator: Steven M Couch MD

Pediatric Ophthalmology Strabismus

Jointly sponsored by the Academy's Annual Meeting Program Committee and the American Association for Pediatric Ophthalmology and Strabismus (AAPOS)

Roundtable: B123

Pediatrics: Ophthalmology's Best Untapped Subspecialty

Moderator: Christie L Morse MD

Roundtable: B124

Children With Glaucoma: Everything You Wanted to Know but Were Afraid to Ask

Moderator: Sharon F Freedman MD

Practice Management

Sponsored by the American Academy of Ophthalmic Executives (AAOE)

Business Operations and Finance

Roundtable: B100

De-Equitizing Your Ophthalmology Practice

Moderator: Mark E Kropiewnicki JD LLM

Professional Growth

Roundtable: B125

Settle Your Debt! Exclusive Debt Strategies for Young Ophthalmologists

Moderator: David Denniston BBA, Kyle N Klingler MD

Roundtable: B126

Interview Skills for the Young Ophthalmologist

Moderator: Michael J Parshall

Retina, Vitreous

Jointly sponsored by the Academy's Annual Meeting Program Committee and the Macula Society

Roundtable: B127

Dietary Supplements and Monitoring Patients at High Risk for Neovascular AMD

Moderator: Emily Y Chew MD

Sunday, Nov. 15 (cont.)

Jointly sponsored by the Academy's Annual Meeting Program Committee and The Retina Society

Roundtable: B128

Pitfalls in Treating AMD

Moderator: Srinivas R Sadda MD

Roundtable: B129

Use of Widefield Imaging in Practice

Moderator: Szilard Kiss MD

Vision Rehabilitation

Jointly sponsored by the Academy's Annual Meeting Program Committee and the Vision Rehabilitation Committee

Roundtable: B130

Low Vision Rehabilitation for the Pediatric Ophthalmologist

Moderator: Terry L Schwartz MD

Monday, Nov. 16

Cataract

Jointly sponsored by the Academy's Annual Meeting Program Committee and the American Society of Cataract and Refractive Surgery (ASCRS)

Roundtable: B134

Maximizing Patient Outcomes With Multifocal IOLs

Moderator: Kevin M Miller MD

Roundtable: B135

Treatment of Astigmatism in Cataract Surgery

Moderator: Jonathan B Rubenstein MD

Roundtable: B136

Intraoperative Astigmatism Management

Moderator: Preya K Gupta MD

Roundtable: B137

IOL Monovision Pearls, Pitfalls and Contraindications

Moderator: Fuxiang Zhang MD

Roundtable: B138

Management of the Broken Capsule and Advanced Vitrectomy Technique

Moderator: Louis D "Skip" Nichamin MD

Jointly sponsored by the Academy's Annual Meeting Program Committee and Women in Ophthalmology

Roundtable: B139

Ensuring Optimum Outcomes With Toric Intraocular Lenses

Moderator: Mohita Sharma MBBS MS

Cornea, External Disease

Jointly sponsored by the Academy's Annual Meeting Program Committee and the Cornea Society

Roundtable: B140

Artificial Keratoprosthesis (KPro)

Moderator: Kenneth S Himmel MD

Roundtable: B141

Deep Anterior Lamellar Keratoplasty (DALK)

Moderator: Joseph S Tims MD

General Medical Care

Jointly sponsored by the Academy's Annual Meeting Program Committee and the Senior Ophthalmologist Committee (SO)

Roundtable: B142

Stopping Surgery—When, Why and What It Means to Your Practice

Moderator: Harry Zink MD

Glaucoma

Jointly sponsored by the Academy's Annual Meeting Program Committee and the American Glaucoma Society (AGS)

Roundtable: B143

Trabeculectomy: Intraoperative Modifications for Improved Results

Moderator: Samuel Solish MD

Jointly sponsored by the Academy's Annual Meeting Program Committee and the American Society of Cataract and Refractive Surgery (ASCRS)

Roundtable: B144

Adding MIGS (iStent) to Your Cataract

Moderator: Ray Brown MD

Global Ophthalmology

Jointly sponsored by the Academy's Annual Meeting Program Committee and the Global Education and Outreach Committee

Roundtable: B145

Global Ophthalmology: How to Start Volunteering Now!

Moderator: Grace Sun MD

Intraocular Inflammation, Uveitis

Jointly sponsored by the Academy's Annual Meeting Program Committee and the American Uveitis Society (AUS)

Roundtable: B146

Local and Systemic Treatment of Uveitis: From Drops to Infusions

Moderator: Sarju S Patel MD

Monday, Nov. 16 (cont.)

Roundtable: B147

Management of Herpetic Eye Disease

Moderator: Alan Gary Palestine MD, Mark S Dacey MD

Neuro-Ophthalmology

Jointly sponsored by the Academy's Annual Meeting Program Committee and the North American Neuro-Ophthalmology Society (NANOS)

Roundtable: B148

Evaluating the Patient With Anisocoria

Moderator: Karl C Golnik MD

Roundtable: B149

OCT in Neuro-Ophthalmology

Moderator: John J Chen MD

Orbit, Lacrimal, Plastic Surgery

Jointly sponsored by the Academy's Annual Meeting Program Committee and the American Society of Ophthalmic Plastic and Reconstructive Surgery (ASOPRS)

Roundtable: B150

Fillers and Neurotoxins for Facial Rejuvenation

Moderator: Wendy W Lee MD

Roundtable: B151

Brow Ptosis: Diagnosis and Browplasty Techniques to Correct It

Moderator: John Joseph Martin MD, Sara T Wester MD

Roundtable: B152

Pediatric Considerations in Oculoplastic Surgery

Moderator: Cat Burkat MD

Pediatric Ophthalmology, Strabismus

Jointly sponsored by the Academy's Annual Meeting Program Committee and the American Association for Pediatric Ophthalmology and Strabismus (AAPOS)

Roundtable: B153

Acute Onset Diplopia Following Refractive and Cataract Surgeries

Moderator: Donny Won Suh MD, Rahul Bhola MD

Roundtable: B154

Anti-VEGF Medications for ROP: The Good, the Bad and the Long-Term Implications for Care

Moderator: Nasrin N Tehrani MBBCh

Practice Management

Sponsored by the American Academy of Ophthalmic Executives (AAOE)

Business Operations and Finance

Roundtable: B131

Buy-Ins and Pay-Outs: Achieving a Win-Win

Moderator: Mark E Kropiewnicki JD LLM

Roundtable: B132

How to Negotiate Your First Associate Employment Agreement

Moderator: Daniel M Bernick JD

Roundtable: B133

The Tax Reduction Prescription: Keep More of Your Hard-Earned Money

Moderator: David Denniston BBA

Professional Growth

Roundtable: B155

Transition From Training to Practice

Moderator: Debra L Phairas

Refractive Surgery

Jointly sponsored by the Academy's Annual Meeting Program Committee and the International Society of Refractive Surgery (ISRS) Executive Committee

Roundtable: B156

Learn to SMILE (Small Incision Lenticule Extraction)

Moderator: William W Culbertson MD

Retina, Vitreous

Jointly sponsored by the Academy's Annual Meeting Program Committee and the American Society of Retina Specialists (ASRS)

Roundtable: B157

Current Management of Vein Occlusions

Moderator: Michael S Ip MD, Andrew M Hendrick MD

Roundtable: B158

Steroids and Their Use in Retinal Disease in the Present Day

Moderator: Baruch D Kuppermann MD PhD

Roundtable: B159

Choroidal Melanomas—Diagnosis and Management

Moderator: J William Harbour MD

Jointly sponsored by the Academy's Annual Meeting Program Committee and The Retina Society

Roundtable: B160

Options for a Dislocated Intraocular Lens

Moderator: Jonathan Prenner MD

Monday, Nov. 16 (cont.)

Vision Rehabilitation

Jointly sponsored by the Academy's Annual Meeting Program Committee and the Vision Rehabilitation Committee

Roundtable: B161

Update on Charles Bonnet Syndrome and the Psychology of Vision Loss

Moderator: Joseph L Fontenot MD

Tuesday, Nov. 17

Cataract

Jointly sponsored by the Academy's Annual Meeting Program Committee and the American Society of Cataract and Refractive Surgery (ASCRS)

Roundtable: B164

Limbal Relaxing Incisions/Presbyopia IOLs

Moderator: R Bruce Wallace MD

Roundtable: B165

Effortless, Efficient, and Economical Phacoemulsification Techniques

Moderator: Neal H Shorstein MD

Glaucoma

Jointly sponsored by the Academy's Annual Meeting Program Committee and the American Glaucoma Society (AGS)

Roundtable: B166

New Procedures for Ab Interno Trabeculotomy

Moderator: Savak Teymorian MD

Neuro-Ophthalmology

Jointly sponsored by the Academy's Annual Meeting Program Committee and the North American Neuro-Ophthalmology Society (NANOS)

Roundtable: B167

Ischemic Optic Neuropathy and Giant Cell Arteritis

Moderator: Heather Moss MD PhD

Pediatric Ophthalmology, Strabismus

Jointly sponsored by the Academy's Annual Meeting Program Committee and the American Association for Pediatric Ophthalmology and Strabismus (AAPOS)

Roundtable: B168

How to Start a Telemedicine Program for ROP

Moderator: Daniel T Weaver MD

Practice Management

Sponsored by the American Academy of Ophthalmic Executives (AAOE)

Business Operations and Finance

Roundtable: B163

Three Areas of Succession Planning

Moderator: Justin Nabity

Professional Growth

Roundtable: B169

Facing Down Retirement: Exit Strategies for the Solo Ophthalmologist

Moderator: Lawrence Geller MBAMS

Refractive Surgery

Jointly sponsored by the Academy's Annual Meeting Program Committee and the International Society of Refractive Surgery (ISRS) Executive Committee

Roundtable: B170

Femtosecond Laser Refractive Surgery

Moderator: Ronald R Krueger MD

Roundtable: B171

Optimizing Surface Ablation 2015

Moderator: Marguerite B McDonald MD

Retina, Vitreous

Jointly sponsored by the Academy's Annual Meeting Program Committee and the Macula Society

Roundtable: B172

Which Biologic to Treat Neovascular AMD?

Moderator: David S Boyer MD, Daniel D Esmaili MD

Roundtable: B173

Current Management of Diabetic Macular Edema

Moderator: Susan B Bressler MD

Jointly sponsored by the Academy's Annual Meeting Program Committee and The Retina Society)

Roundtable: B174

Use of Anti-VEGF Medications in Children

Moderator: Kimberly A Drenser MD PhD,

Polly A Quiram MD PhD

Skills Transfer Programs-by-Day

All rooms are in the Sands Expo/Venetian, unless otherwise indicated.

Courses designated with a **plus (+) sign** are part of the **Academy Plus course pass**. Labs designated with a **dollar (\$) sign** are not included in the course pass and must be **purchased separately**. For more information about Academy Plus see page 4.

Prerequisite lectures are **strongly recommended**, but not **required**.

Topic Key

CAT - Cataract
COM - Computers, Information Technology
COR - Cornea, External Disease
GLA - Glaucoma
NEURO - Neuro-Ophthalmology

OPTIC - Optics, Refraction, Contact Lenses
PEDS - Pediatric Ophthalmology, Strabismus
PLAST - Orbit, Lacrimal, Plastic Surgery
REF - Refractive Surgery
RET - Retina, Vitreous

Sunday, Nov. 15

Time	Type	No.	Title	Topic	\$	Room
8:00 - 10:00 AM	SKILLS	LAB100	Cataract Femtosecond Laser Surgery	CAT	\$	Veronese 2405
	SKILLS	LAB101	Oculoplastic Surgery: Anatomic Foundations, Surgical Techniques, and Enhanced Results	PLAST	\$	Titian 2205
9:00 - 10:00 AM	SKILLS	LEC104	Crosslinking	COR	+	Lido 3001
9:00 - 10:30 AM	SKILLS	LAB108	Is It Time to Replace Gonioscopy by Anterior Segment Imaging in the Diagnosis and Management of Angle-Closure Glaucoma?	GLA	\$	Titian 2203
9:00 - 11:15 AM	SKILLS	LEC102	Microsurgical Suturing Techniques	CAT	+	Galileo 1001
	SKILLS	LEC103	Cosmetic Botulinum Toxin and Facial Fillers: An Introductory Course	PLAST	+	Galileo 901
	SKILLS	LEC105	Surgery for Severe Corneal and Ocular Surface Disease	COR	+	Marco Polo 701
	SKILLS	LEC106	Manual Extracapsular Cataract Extraction Surgery: Indications and Techniques	CAT	+	Marco Polo 801
	SKILLS	LEC107	Diabetes 2015: Course on Diabetic Retinopathy	RET	+	Venetian Ballroom C
10:00 AM - 12:30 PM	SKILLS	LAB109	Soft Contact Lens Fitting for the Practicing Ophthalmologist	OPTIC	\$	Titian 2201
10:15 - 11:15 AM	SKILLS	LEC111	New Techniques for Strabismus Surgery	PEDS	+	Marco Polo 705
10:15 AM - 12:30 PM	SKILLS	LEC110	Advanced Refractive Cataract Surgery and Anterior Segment Reconstruction	CAT	+	Galileo 1003
	SKILLS	LEC112	Computerized Perimetry Lecture: Visual Field Testing and Interpretation, Emphasizing Glaucoma	GLA	+	Galileo 1005
	SKILLS	LEC113	Schlemm Canal Surgery: From the Outside In	GLA	+	Marco Polo 806
	SKILLS	LEC114	Phacoemulsification and Advanced Techniques: The Core Curriculum	CAT	+	Galileo 905
10:30 AM - 12:00 PM	SKILLS	LAB115	Workshop in Techniques of Lacrimal Intubation	PLAST	\$	Titian 2305
10:30 AM - 12:30 PM	SKILLS	LAB116	Cataract Femtosecond Laser Surgery	CAT	\$	Veronese 2405
11:00 AM - 12:00 PM	SKILLS	LAB104A	Crosslinking	COR	\$	Veronese 2403
11:30 AM - 12:30 PM	SKILLS	LEC118	Fat Grafting and Volume Restoration	PLAST	+	Galileo 1001
	SKILLS	LEC119	Periocular Rejuvenation With Fillers and BOTOX on Silicone Head Simulators	PLAST	+	Galileo 901
11:30 AM - 1:00 PM	SKILLS	LAB106A	Manual Extracapsular Cataract Extraction Surgery: Indications and Techniques	CAT	\$	Veronese 2401
11:30 AM - 2:00 PM	SKILLS	LAB117	Enucleation and Evisceration: Hands-On Practical Pearls	PLAST	\$	Titian 2205
12:00 - 2:30 PM	SKILLS	LAB107A	Diabetes 2015 Lab: Fluorescein Angiography Interpretation	RET	\$	Titian 2203
12:30 - 2:30 PM	SKILLS	LAB102A	Microsurgical Suturing Techniques	CAT	\$	Veronese 2403

Sunday, Nov. 15 (cont.)

Time	Type	No.	Title	Topic	\$	Room
1:00 - 2:30 PM	SKILLS	LAB103A	Cosmetic Botulinum Toxin and Facial Fillers: An Introductory Course	PLAST	\$	Titian 2305
1:00 - 3:00 PM	SKILLS	LAB111A	New Techniques for Strabismus Surgery	PEDS	\$	Veronese 2405
1:30 - 3:30 PM	SKILLS	LAB110A	Advanced Refractive Cataract Surgery and Anterior Segment Reconstruction	CAT	\$	Veronese 2401
2:00 - 4:00 PM	SKILLS	LAB120	Photo/Video Editing for Ophthalmologists	COM	\$	Titian 2201
2:00 - 4:15 PM	SKILLS	LEC121	Management of the Vitreous for the Anterior Segment Surgeon	CAT	+	Lido 3003
	SKILLS	LEC122	Ab Interno Approach to the Schlemm Canal	GLA	+	Marco Polo 701
	SKILLS	LEC123	Fundamental Facelifting Techniques	PLAST	+	Galileo 1003
3:00 - 5:30 PM	SKILLS	LAB124	Basic Oculoplastic Surgery	PLAST	\$	Titian 2205
3:15 - 5:30 PM	SKILLS	LEC126	Endothelial Keratoplasty Surgery: Comprehensive Overview and Surgical Pearls	COR	+	Galileo 1001
	SKILLS	LEC127	Macular OCT: Mastering the Basics	RET	+	Venetian Ballroom C
	SKILLS	LEC128	International Society of Refractive Surgery Laser Refractive Surgery Course	REF	+	Galileo 905
	SKILLS	LEC129	Glaucoma Laser Therapy: Innovations and Advice From the Experts	GLA	+	Galileo 901
3:30 - 5:30 PM	SKILLS	LAB105A	Surgery for Severe Corneal Ocular Surface Disease	COR	\$	Veronese 2403
	SKILLS	LAB112A	Computerized Perimetry Lab: Visual Field Interpretation, Emphasizing Glaucoma	GLA	\$	Titian 2203
	SKILLS	LAB113A	Schlemm Canal Surgery: From the Outside In	GLA	\$	Veronese 2405
	SKILLS	LAB119A	Periocular Rejuvenation With Fillers and BOTOX on Silicone Head Simulators	PLAST	\$	Titian 2305
4:00 - 5:30 PM	SKILLS	LAB114A	Phacoemulsification and Advanced Techniques	CAT	\$	Veronese 2401

Monday, Nov. 16

Time	Type	No.	Title	Topic	\$	Room
7:30 - 9:00 AM	SKILLS	LAB118A	Fat Grafting and Volume Restoration	PLAST	\$	Titian 2305
8:00 - 9:30 AM	SKILLS	LAB106B	Manual Extracapsular Cataract Extraction Surgery: Indications and Techniques	CAT	\$	Veronese 2401
8:00 - 10:00 AM	SKILLS	LAB128A	Laser Refractive Surgery	REF	\$	Veronese 2403
	SKILLS	LAB129A	Glaucoma Laser Therapy: Innovations and Advice From the Experts	GLA	\$	Veronese 2405
8:00 - 11:00 AM	SKILLS	LAB130	Orbitofacial Fracture Repair: Plating Workshop	PLAST	\$	Titian 2205
8:30 - 9:30 AM	SKILLS	LAB131	An Innovative Approach to Iris Fixation of an IOL Without Capsular Support: Hands-on and Practical	CAT	\$	Titian 2201
9:00 - 11:00 AM	SKILLS	LAB135	Neuroimaging in Ophthalmology	NEURO	\$	Titian 2203
9:00 - 11:15 AM	SKILLS	LEC132	Blepharoplasty	PLAST	+	Galileo 903
	SKILLS	LEC133	Glaucoma Filtration Surgery	GLA	+	Galileo 1005
	SKILLS	LEC134	The Surgical Correction of Astigmatism	REF	+	Galileo 1001
10:00 - 11:00 AM	SKILLS	LAB136	An Innovative Approach to Iris Fixation of an IOL Without Capsular Tension Support	CAT	\$	Titian 2201
10:00 AM - 12:00 PM	SKILLS	LAB123A	Fundamental Facelifting Techniques	PLAST	\$	Titian 2305
10:15 AM - 12:30 PM	SKILLS	LEC125	Toric Alignment Imaging and Astigmatism Surgery	REF	+	Marco Polo 705
	SKILLS	LEC137	Implantation of Glaucoma Drainage Devices	GLA	+	Marco Polo 805
	SKILLS	LEC138	Computerized Scanning Imaging of the Optic Nerve and Retinal Nerve Fiber Layer	GLA	+	Lido 3005
10:30 AM - 12:00 PM	SKILLS	LAB121A	Management of the Vitreous for the Anterior Segment Surgeon	CAT	\$	Veronese 2401
11:00 AM - 12:30 PM	SKILLS	LAB122B	Ab Interno Approach to the Schlemm Canal	GLA	\$	Veronese 2405
11:00 AM - 1:00 PM	SKILLS	LAB126A	Endothelial Keratoplasty Surgery: Comprehensive Overview and Surgical Pearls	COR	\$	Veronese 2403

Monday, Nov. 16 (cont.)

Time	Type	No.	Title	Topic	\$	Room
12:00 - 2:00 PM	SKILLS	LAB127A	Macular OCT: Small Group Instruction	RET	\$	Titian 2203
	SKILLS	LAB139	Workshop in Flap Techniques in Oculoplastic Surgery	PLAST	\$	Titian 2205
	SKILLS	LAB140	The iPhone and iPad for Ophthalmologists	COM	\$	Titian 2201
1:00 - 2:30 PM	SKILLS	LAB114B	Phacoemulsification and Advanced Techniques	CAT	\$	Veronese 2401
	SKILLS	LAB122A	Ab Interno Approach to the Schlemm Canal	GLA	\$	Veronese 2405
1:00 - 3:00 PM	SKILLS	LAB132A	Blepharoplasty	PLAST	\$	Titian 2305
1:30 - 3:30 PM	SKILLS	LAB125A	Toric Alignment Imaging and Astigmatism Surgery	CAT	\$	Veronese 2403
2:00 - 4:15 PM	SKILLS	LEC141	Endothelial Keratoplasty Techniques	COR	+	Marco Polo 801
	SKILLS	LEC142	Endoscopic Forehead and Eyebrow Elevation	PLAST	+	Galileo 1007
	SKILLS	LEC143	Anterior Lamellar Keratoplasty: Principles and Practice	COR	+	Galileo 905
	SKILLS	LEC144	Introduction to Aesthetic Facial Surgery by Fractional Lasers, Intense Pulsed Light, Radiofrequency, and Ultrasound Devices	PLAST	+	Marco Polo 803
3:00 - 4:30 PM	SKILLS	LAB146	How to Use Free Technology to Add Interactivity to Face-to-Face Lectures and Presentations	MEDED	\$	Titian 2201
3:00 - 5:00 PM	SKILLS	LAB138A	Computerized Scanning Imaging of the Optic Nerve and Retinal Nerve Fiber Layer	GLA	\$	Titian 2203
3:00 - 5:30 PM	SKILLS	LAB145	Surgical Anatomy of the Eyelids: Cadaver Demonstration	PLAST	\$	Titian 2205
3:15 - 5:30 PM	SKILLS	LEC147	Phakic IOLs	REF	+	Galileo 903
3:30 - 5:00 PM	SKILLS	LAB133A	Glaucoma Filtration Surgery Lab	GLA	\$	Veronese 2405
3:30 - 5:30 PM	SKILLS	LAB110B	Advanced Refractive Cataract Surgery and Anterior Segment Reconstruction	CAT	\$	Veronese 2401
4:00 - 5:30 PM	SKILLS	LAB134A	The Surgical Correction of Astigmatism	REF	\$	Veronese 2403
	SKILLS	LAB148	Advanced Periorbital Flap and Graft Techniques	PLAST	\$	Titian 2305
4:30 - 5:30 PM	SKILLS	LEC149	Endoscopic Transnasal Lacrimal Surgery: Principles and Practice	PLAST	+	Galileo 1007

Tuesday, Nov. 17

Time	Type	No.	Title	Topic	\$	Room
7:30 - 10:00 AM	SKILLS	LAB142A	Endoscopic Forehead and Eyebrow Elevation	PLAST	\$	Titian 2305
8:00 - 9:30 AM	SKILLS	LAB147A	Phakic IOLs	REF	\$	Veronese 2401
8:00 - 10:00 AM	SKILLS	LAB143A	Anterior Lamellar Keratoplasty: Principles and Practice	COR	\$	Veronese 2403
	SKILLS	LAB144A	Introduction to Aesthetic Facial Surgery by Fractional Lasers, Intense Pulsed Light, Radiofrequency, and Ultrasound Devices	PLAST	\$	Veronese 2405
9:00 - 10:00 AM	SKILLS	LEC150	Advanced Techniques in Orbital Decompression and Expansion	PLAST	+	Galileo 1001
10:30 AM - 12:00 PM	SKILLS	LAB114C	Phacoemulsification and Advanced Techniques	CAT	\$	Veronese 2401
10:30 AM - 12:30 PM	SKILLS	LAB141A	Endothelial Keratoplasty Techniques	COR	\$	Veronese 2403
11:00 AM - 1:00 PM	SKILLS	LAB137A	Implantation of Glaucoma Drainage Devices	GLA	\$	Veronese 2405
11:00 AM - 1:30 PM	SKILLS	LAB149A	Endoscopic Transnasal Lacrimal Surgery: Principles and Practice	PLAST	\$	Titian 2305
1:00 - 2:30 PM	SKILLS	LAB121B	Management of the Vitreous for the Anterior Segment Surgeon	CAT	\$	Veronese 2401
1:30 - 3:30 PM	SKILLS	LAB128B	Laser Refractive Surgery	REF	\$	Veronese 2403
2:30 - 5:00 PM	SKILLS	LAB150A	Advanced Techniques in Orbital Decompression and Expansion	PLAST	\$	Titian 2305

Skills Transfer Program

Sunday – Tuesday, Nov. 15 - 17

- Attendance in Skills Transfer courses is limited to physicians only, except where noted in the course description. (The term “physician” refers to the definition in the Federal Register: “Those individuals licensed to practice medicine and surgery and osteopathy.”)
- Registrants in Skills Transfer lab courses may be required to bring instruments and/or sign an infectious disease waiver form. Refer to individual course listings for specific requirements.
- Skills Transfer labs are ticketed events — they are not included in the Academy Plus course pass and must be purchased separately.
- Prerequisite lectures are *strongly recommended*, but not required.
- Skills Transfer lectures are included in the Academy Plus course pass. You may attend Skills Transfer lectures without purchasing the lab.
- Due to Fire Marshal regulations, seating capacities in courses/lectures are limited. Seating is available on a first-come basis, so please plan accordingly.
- Members in Training automatically receive a 50% discount on all Skills Transfer labs, except where noted.
- Tickets are non-transferable.

Note: Skills Transfer courses are intended to provide instruction leading to new knowledge and/or skills. The Academy does not certify competence upon completion of Academy courses. Academy courses are not intended to serve as a basis for requesting new or expanded privileges.

NEW New Course

EQUIP Participants are required to bring specific equipment, refer to the course abstract for information

W Participants are required to sign an infectious disease transmission waiver/release form

SO Endorsed by Senior Ophthalmologist Committee

YO Endorsed by Young Ophthalmologist Committee

Cataract

Cataract Femtosecond Laser Surgery

Course Director(s): John L Davidson MD

Course: LAB100 Sunday, 8:00 - 10:00 AM

Fee: \$290 Room: Veronese 2405

Course: LAB116 Sunday, 10:30 AM - 12:30 PM

Fee: \$290 Room: Veronese 2405

Note: Participants will be sharing equipment.

Microsurgical Suturing Techniques

Course Director(s): Marian Sue Macsai-Kaplan MD

Course: LEC102 Sunday, 9:00 - 11:15 AM

Room: Galileo 1001

Course: LAB102A Sunday, 12:30 - 2:30 PM

Fee: \$180 Room: Veronese 2403

YO Manual Extracapsular Cataract Extraction Surgery: Indications and Techniques

Course Director(s): Jeff H Pettey MD

Course: LEC106 Sunday, 9:00 - 11:15 AM

Room: Marco Polo 801

Course: LAB106A Sunday, 11:30 AM - 1:00 PM

Fee: \$255 Room: Veronese 2401

Course: LAB106B Monday, 8:00 - 9:30 AM

Fee: \$255 Room: Veronese 2401

Advanced Refractive Cataract Surgery and Anterior Segment Reconstruction

Course Director(s): Brock K Bakewell MD

Course: LEC110 Sunday, 10:15 AM - 12:30 PM

Room: Galileo 1003

Senior Instructor(s): Robert P Liss MD, Roger C Furlong MD

Course: LAB110A	Sunday, 1:30 - 3:30 PM
Fee: \$290	Room: Veronese 2401
Course: LAB110B	Monday, 3:30 - 5:30 PM
Fee: \$290	Room: Veronese 2401

YO Phacoemulsification and Advanced Techniques: The Core Curriculum

Course Director(s): Steven H Dewey MD

Course: LEC114	Sunday, 10:15 AM - 12:30 PM
	Room: Galileo 905

Senior Instructor(s): Maria Mendocino Aaron MD, Anita Nevyas-Wallace MD, Gerald J Roper MD

Course: LAB114A	Sunday, 4:00 - 5:30 PM
Fee: \$255	Room: Veronese 2401
Course: LAB114B	Monday, 1:00 - 2:30 PM
Fee: \$255	Room: Veronese 2401
Course: LAB114C	Tuesday, 10:30 AM - 12:00 PM
Fee: \$255	Room: Veronese 2401

YO Management of the Vitreous for the Anterior Segment Surgeon

Course Director(s): Natalie A Afshari MD

Course: LEC121	Sunday, 2:00 - 4:15 PM
	Room: Lido 3003

Course: LAB121A	Monday, 10:30 AM - 12:00 PM
Fee: \$255	Room: Veronese 2401
Course: LAB121B	Tuesday, 1:00 - 2:30 PM
Fee: \$255	Room: Veronese 2401

An Innovative Approach to Iris Fixation of an IOL Without Capsular Support: Hands-on and Practical

Course Director(s): Paul R Rosenberg MD FACS

Course: LAB131	Monday, 8:30 - 9:30 AM
Fee: \$60	Room: Titian 2201
Course: LAB136	Monday, 10:00 - 11:00 AM
Fee: \$60	Room: Titian 2201

Computers, Information Technology

Computer Courses are open to all registrants.

NEW EQUIP SO Photo/Video Editing for Ophthalmologists

Course Director(s): Rakesh D Shah MD

Course: LAB120	Sunday, 2:00 - 4:00 PM
Fee: \$80	Room: Titian 2201

EQUIP The iPhone and iPad for Ophthalmologists

Course Director(s): Vinay A Shah MD

Course: LAB140	Monday, 12:00 - 2:00 PM
Fee: \$80	Room: Titian 2201

Note: Participants are required to bring an iPhone or iPad.

EQUIP How to Use Free Technology to Add Interactivity to Face-to-Face Lectures and Presentations

Jointly sponsored by the Skills Transfer Advisory Committee and the International Council of Ophthalmology

Course Director(s): Eduardo P Mayorga MD

Course: LAB146	Monday, 3:00 - 4:30 PM
Fee: \$60	Room: Titian 2201

Note: Participants are required to bring a smart-phone, iPad or laptop.

Cornea, External Disease

Crosslinking

Course Director(s): Parag A Majmudar MD

Course: LEC104	Sunday, 9:00 - 10:00 AM
	Room: Lido 3001

Course: LAB104A	Sunday, 11:00 AM - 12:00 PM
Fee: \$130	Room: Veronese 2403

Note: Participants will be sharing equipment.

W Surgery for Severe Corneal and Ocular Surface Disease

Course Director(s): Ali R Djalilian MD

Course: LEC105	Sunday, 9:00 - 11:15 AM
	Room: Marco Polo 701

Course: LAB105A	Sunday, 3:30 - 5:30 PM
Fee: \$220	Room: Veronese 2403

W Endothelial Keratoplasty Surgery: Comprehensive Overview and Surgical Pearls

Course Director(s): Edward J Holland MD

Course: LEC126	Sunday, 3:15 - 5:30 PM
	Room: Galileo 1001

Senior Instructor(s): Clara C Chan MD, William Barry Lee MD

Course: LAB126A	Monday, 11:00 AM - 1:00 PM
Fee: \$220	Room: Veronese 2403

Endothelial Keratoplasty Techniques

Course Director(s): Mark A Terry MD

Course: LEC141 Monday, 2:00 - 4:15 PM
Room: Marco Polo 801

Course: LAB141A Tuesday, 10:30 AM - 12:30 PM
Fee: \$220 Room: Veronese 2403

Note: Participants will be sharing equipment.

Anterior Lamellar Keratoplasty: Principles and Practice

Course Director(s): Sheraz M Daya MD; Sadeer B Hannush MD

Course: LEC143 Monday, 2:00 - 4:15 PM
Room: Galileo 905

Course: LAB143A Tuesday, 8:00 - 10:00 AM
Fee: \$220 Room: Veronese 2403

Glaucoma

Is It Time to Replace Gonioscopy by Anterior Segment Imaging in the Diagnosis and Management of Angle-Closure Glaucoma?

Course Director(s): Syril Dorairaj MD

Course: LAB108 Sunday, 9:00 - 10:30 AM
Fee: \$75 Room: Titian 2203

Computerized Perimetry Lecture: Visual Field Testing and Interpretation, Emphasizing Glaucoma

Jointly Sponsored by the Academy's Skills Transfer Advisory Committee and the American Glaucoma Society

Course Director(s): Jeffrey S Schultz MD

Course: LEC112 Sunday, 10:15 AM - 12:30 PM
Room: Galileo 1005

Course: LAB112A Sunday, 3:30 - 5:30 PM
Fee: \$100 Room: Titian 2203

W Schlemm Canal Surgery: From the Outside In

Course Director(s): Richard A Lehrer MD

Course: LEC113 Sunday, 10:15 AM - 12:30 PM
Room: Marco Polo 806

Course: LAB113A Sunday, 3:30 - 5:30 PM
Fee: \$220 Room: Veronese 2405

Note: Participants should have experience with non-penetrating glaucoma surgery.

W Ab Interno Approach to the Schlemm Canal

Course Director(s): Brian A Francis MD

Course: LEC122 Sunday, 2:00 - 4:15 PM
Room: Marco Polo 701

LAB122B Monday, 11:00 AM - 12:30 PM
Fee: \$170 Room: Veronese 2405

Course: LAB122A Monday, 1:00 - 2:30 PM
Fee: \$170 Room: Veronese 2405

Note: Participants will be sharing equipment.

Glaucoma Laser Therapy: Innovations and Advice From the Experts

Course Director(s): Lisa S Gamell MD

Course: LEC129 Sunday, 3:15 - 5:30 PM
Room: Galileo 901

Course: LAB129A Monday, 8:00 - 10:00 AM
Fee: \$220 Room: Veronese 2405

Note: Participants will be sharing equipment.

Glaucoma Filtration Surgery

Course Director(s): Steven L Mansberger MD

Course: LEC133 Monday, 9:00 - 11:15 AM
Room: Galileo 1005

Senior Instructor(s): John C Morrison MD

Course: LAB133A Monday, 3:30 - 5:00 PM
Fee: \$170 Room: Veronese 2405

Implantation of Glaucoma Drainage Devices

Course Director(s): Ronald Leigh Fellman MD OCS

Course: LEC137 Monday, 10:15 AM - 12:30 PM
Room: Marco Polo 805

Course: LAB137A Tuesday, 11:00 AM - 1:00 PM
Fee: \$220 Room: Veronese 2405

Computerized Scanning Imaging of the Optic Nerve and Retinal Nerve Fiber Layer

Course Director(s): E Randy Craven MD

Course: LEC138 Monday, 10:15 AM - 12:30 PM
Room: Lido 3005

Course: LAB138A Monday, 3:00 - 5:00 PM
Fee: \$100 Room: Titian 2203

Neuro-Ophthalmology

Neuroimaging in Ophthalmology

Jointly Sponsored by the Academy's Skills Transfer Advisory Committee and the North American Neuro-Ophthalmology Society (NANOS)

Course Director(s): Christopher C Glisson DO

Course: LAB135 Monday, 9:00 - 11:00 AM
Fee: \$100 Room: Titian 2203

Optics, Refraction, Contact Lenses

EQUIP Soft Contact Lens Fitting for the Practicing Ophthalmologist

Course Director(s): Peter C Donshik MD

Course: LAB109 Sunday, 10:00 AM - 12:30 PM
Fee: \$85 Room: Titian 2201

Note: Participants are required to bring a PC laptop or MAC computer. Must be able to load CDs. Windows XP, Windows Vista or Windows 7 required.

Orbit, Lacrimal, Plastic Surgery

W Oculoplastic Surgery: Anatomic Foundations, Surgical Techniques, and Enhanced Results

Course Director(s): Cat Burkat MD

Course: LAB101 Sunday, 8:00 - 10:00 AM
Fee: \$120 Room: Titian 2205

EQUIP W Cosmetic Botulinum Toxin and Facial Fillers: An Introductory Course

Course Director(s): Kathleen M Duerksen MD

Course: LEC103 Sunday, 9:00 - 11:15 AM
Room: Galileo 901

Course: LAB103A Sunday, 1:00 - 2:30 PM
Fee: \$275 Room: Titian 2305

Note: Participants are required to bring surgical loupes.

EQUIP W Workshop in Techniques of Lacrimal Intubation

Course Director(s): Arthur Perry MD

Course: LAB115 Sunday, 10:30 AM - 12:00 PM
Fee: \$275 Room: Titian 2305

Note: Participants are required to bring surgical loupes.

Enucleation and Evisceration: Hands-On Practical Pearls

Course Director(s): Parag D Gandhi MD

Course: LAB117 Sunday, 11:30 AM - 2:00 PM
Fee: \$225 Room: Titian 2205

EQUIP W Fat Grafting and Volume Restoration

Course Director(s): David Khoramian Isaacs MD

Course: LEC118 Sunday, 11:30 AM - 12:30 PM
Room: Galileo 1001

Course: LAB118A Monday, 7:30 - 9:00 AM
Fee: \$275 Room: Titian 2305

Note: Participants are required to bring surgical loupes.

EQUIP Periocular Rejuvenation With Fillers and BOTOX on Silicone Head Simulators

Course Director(s): Shubhra Goel MD

Course: LEC119 Sunday, 11:30 AM - 12:30 PM
Room: Galileo 901

Course: LAB119A Sunday, 3:30 - 5:30 PM
Fee: \$120 Room: Titian 2305

Note: Participants are required to bring surgical loupes.

EQUIP W Fundamental Facelifting Techniques

Jointly Sponsored by the Academy's Skills Transfer Advisory Committee and the American Society of Ophthalmic Plastic & Reconstructive Surgery (ASOPRS)

Course Director(s): Brett S Kotlus MD

Course: LEC123 Sunday, 2:00 - 4:15 PM
Room: Galileo 1003

Course: LAB123A Monday, 10:00 AM - 12:00 PM
Fee: \$360 Room: Titian 2305

Note: Participants are required to bring surgical loupes.

Basic Oculoplastic Surgery

Course Director(s): Harmeet S Gill MD

Course: LAB124 Sunday, 3:00 - 5:30 PM
Fee: \$225 Room: Titian 2205

Orbitofacial Fracture Repair: Plating Workshop

Course Director(s): Jeremiah P Tao MD

Course: LAB130 Monday, 8:00 - 11:00 AM
Fee: \$165 Room: Titian 2205

EQUIP W Blepharoplasty*Course Director(s): Keith D Carter MD FACS*

Course: LEC132 Monday, 9:00 - 11:15 AM

Room: Galileo 903

Course: LAB132A Monday, 1:00 - 3:00 PM

Fee: \$360 Room: Titian 2305

*Note: Participants are required to bring surgical loupes.***Workshop in Flap Techniques in Oculoplastic Surgery***Course Director(s): Morris E Hartstein MD*

Course: LAB139 Monday, 12:00 - 2:00 PM

Fee: \$120 Room: Titian 2205

EQUIP W Endoscopic Forehead and Eyebrow Elevation*Course Director(s): Stuart R Seiff MD, Susan R Carter MD*

Course: LEC142 Monday, 2:00 - 4:15 PM

Room: Galileo 1007

Course: LAB142A Tuesday, 7:30 - 10:00 AM

Fee: \$440 Room: Titian 2305

*Note: Participants are required to bring surgical loupes.***Introduction to Aesthetic Facial Surgery by Fractional Lasers, Intense Pulsed Light, Radiofrequency, and Ultrasound Devices***Course Director(s): Julie A Woodward MD*

Course: LEC144 Monday, 2:00 - 4:15 PM

Room: Marco Polo 803

Course: LAB144A Tuesday, 8:00 - 10:00 AM

Fee: \$220 Room: Veronese 2405

*Note: Participants will be sharing equipment.***W Surgical Anatomy of the Eyelids: Cadaver Demonstration***Course Director(s): Edward H Bedrossian MD FACS*

Course: LAB145 Monday, 3:00 - 5:30 PM

Fee: \$140 Room: Titian 2205

NEW EQUIP W Advanced Periorbital Flap and Graft Techniques*Course Director(s): Craig N Cysz DO*

Course: LAB148 Monday, 4:00 - 5:30 PM

Fee: \$275 Room: Titian 2305

*Note: Participants are required to bring surgical loupes.***EQUIP W Endoscopic Transnasal Lacrimal Surgery: Principles and Practice***Course Director(s): Francois Codere MD*

Course: LEC149 Monday, 4:30 - 5:30 PM

Room: Galileo 1007

Course: LAB149A Tuesday, 11:00 AM - 1:30 PM

Fee: \$440 Room: Titian 2305

*Note: Participants are required to bring surgical loupes.***EQUIP W Advanced Techniques in Orbital Decompression and Expansion***Course Director(s): Robert A Goldberg MD*

Course: LEC150 Tuesday, 9:00 - 10:00 AM

Room: Galileo 1001

Course: LAB150A Tuesday, 2:30 - 5:00 PM

Fee: \$440 Room: Titian 2305

*Note: Participants are required to bring surgical loupes and headlamps.***Pediatric Ophthalmology, Strabismus****W New Techniques for Strabismus Surgery***Course Director(s): Kenneth W Wright MD*

Course: LEC111 Sunday, 10:15 - 11:15 AM

Room: Marco Polo 705

Course: LAB111A Sunday, 1:00 - 3:00 PM

Fee: \$165 Room: Veronese 2405

Refractive Surgery**Toric Alignment Imaging and Astigmatism Surgery***Course Director(s): Parag A Majmudar MD*

Course: LEC125 Monday, 10:15 AM - 12:30 PM

Room: Marco Polo 705

Senior Instructor(s): Louis D "Skip" Nichamin MD, Jonathan B Rubenstein MD

Course: LAB125A Monday, 1:30 - 3:30 PM

Fee: \$220 Room: Veronese 2403

International Society of Refractive Surgery Laser Refractive Surgery Course

Jointly Sponsored by the Academy's Skills Transfer Advisory Committee and the International Society of Refractive Surgery (ISRS)

Course Director(s): Jason E Stahl MD

Course: LEC128 Sunday, 3:15 - 5:30 PM
Room: Galileo 905

Laser Refractive Surgery Labs

Course Director(s): George O Waring MD

Course: LAB128A Monday, 8:00 - 10:00 AM

Fee: \$220 Room: Veronese 2403

Course: LAB128B Tuesday, 1:30 - 3:30 PM

Fee: \$220 Room: Veronese 2403

Note: Participants will be sharing equipment.

The Surgical Correction of Astigmatism

Course Director(s): Hamza N Khan MD FACS, Jean-Luc Febraro MD

Course: LEC134 Monday, 9:00 - 11:15 AM
Room: Galileo 1001

Course: LAB134A Monday, 4:00 - 5:30 PM

Fee: \$170 Room: Veronese 2403

Phakic IOLs

Course Director(s): Thomas M Harvey MD

Course: LEC147 Monday, 3:15 - 5:30 PM
Room: Galileo 903

Course: LAB147A Tuesday, 8:00 - 9:30 AM

Fee: \$255 Room: Veronese 2401

Retina, Vitreous

Diabetes 2015: Course on Diabetic Retinopathy

Course Director(s): Keye L Wong MD

Course: LEC107 Sunday, 9:00 - 11:15 AM
Room: Venetian Ballroom C

Diabetes 2015 Lab: Fluorescein Angiography Interpretation

Course: LAB107A Sunday, 12:00 - 2:30 PM
Fee: \$120 Room: Titian 2203

Macular OCT: Mastering the Basics

Course Director(s): John S Pollack MD

Course: LEC127 Sunday, 3:15 - 5:30 PM
Room: Venetian Ballroom C

Course: LAB127A Monday, 12:00 - 2:00 PM
Fee: \$100 Room: Titian 2203

Spotlight/Symposia

Saturday - Tuesday, Nov. 14 - 17

Spotlight Sessions and Symposia are free of charge and open to all attendees.

- SA** Designated as “self-assessment” credit and is pre-approved by the ABO for the Maintenance of Certification (MOC) Part II CME requirements
- EHR** Electronic Health Records
- GO** Global Ophthalmology
- SO** Endorsed by Senior Ophthalmologist Committee
- YO** Endorsed by Young Ophthalmologist Committee

Spotlight Sessions

Sunday, Nov. 15

Spotlight on Anterior Segment Emergencies

SPO1

3:45 - 5:15 PM

Room: Venetian Ballroom EF

Monday, Nov. 16

SA Spotlight on Cataract Complications: M&M Rounds—Learning From My Mistakes

SPO2

8:15 AM - 12:15 PM

Room: Venetian Ballroom EF

Charles D Kelman Lecture: IOL Power Selection: Think Different

Warren E Hill MD FACS

Spotlight on Ocular Infections

SPO3

2:00 - 3:30 PM

Room: Hall D

Saturday, Nov. 14

GO Quality Assurance in Global Blindness Prevention: What Is Realistic and Appropriate in Low-Resource Settings

SYM01

2:00 - 3:30 PM

Room: Bassano 2701

Combined meeting with the Academy's Global Education and Outreach Committee

Conference for Ophthalmic Educators: Improving Teaching Effectiveness

SYM02

2:00 - 5:30 PM

Room: Marco Polo 701

Combined meeting with the International Council of Ophthalmology (ICO)

Sunday, Nov. 15

Introduction to Corneal and Lens-Based Refractive Surgery for Residents

SYM03

8:00 - 11:00 AM

Room: Venetian Ballroom AB

Sponsored by the International Society of Refractive Surgery (ISRS)

A Day in the Clinic

SYM24

10:30 AM - 12:00 PM

Room: Hall D

Combined meeting with Prevent Blindness

Robert N Shaffer Lecture: Glaucoma at Low Tension: When Normal Isn't Good Enough

David S Greenfield MD

New Updates in Pediatric Oculoplastic Surgery

SYM05

10:30 AM - 12:00 PM

Room: Venetian Ballroom GH

Combined meeting with the American Society of Ophthalmic Plastic and Reconstructive Surgery (ASOPRS)

Wendell L Hughes Lecture: Lacrimal Gland Adenoid Cystic Carcinoma: Intersection of Science and Patient Care

David T Tse MD FACS

Sunday, Nov. 15 (cont.)**We're Getting Older: The Care of Geriatric Anophthalmic Patients**

SYM04 10:30 AM - 12:00 PM

Room: Venetian Ballroom IJ

*Combined meeting with the American Society of Ocularists (ASO)***Ruedemann Lecture: Management of Patients with Congenital Anophthalmos and Microphthalmos**

Thomas Edward Johnson MD

Best of Posterior Segment Specialty Meetings 2015

SYM13 11:30 AM - 12:45 PM

Room: Venetian Ballroom AB

*Best papers from the AAOPOS, American Uveitis Society, ASOPRS, NANOS, ASRS, Macula Society and Retina Society Meetings.***Cataract Surgery: The Cutting Edge**

SYM08 12:15 - 1:45 PM

Room: Venetian Ballroom EF

Great Insights and Great Thinkers in Ophthalmology

SYM07 12:15 - 1:45 PM

Room: Venetian Ballroom GH

*Combined meeting with the Museum of Vision***Technology Gains for Vision Loss**

SYM09 2:00 - 3:00 PM

Room: Venetian Ballroom GH

*Combined meeting with the Vision Rehabilitation Committee***A Clinician's Guide to the Management of Neovascular AMD**

SYM11 2:00 - 3:30 PM

Room: Hall D

*Combined meeting with the Macula Society***Myopia Treatment: What Is the Best Strategy?**

SYM10 2:00 - 3:30 PM

Room: Venetian Ballroom IJ

*Combined meeting with the Contact Lens Association of Ophthalmologists (CLAO)***Whitney G Sampson Lecture: Small Incision Lenticule Extraction (SMILE): The Time Has Come**

Dan Z Reinstein MD

Ophthalmic Premier League: A Team Video Competition on Managing Cataract Complications

SYM12 2:00 - 3:30 PM

Room: Venetian Ballroom EF

YO Who Will Lead the Ophthalmic Team?

SYM16 3:45 - 4:45 PM

Room: Venetian Ballroom D

*Combined meeting with the Young Ophthalmologist Committee***Challenges and Pitfalls in Femtosecond Cataract Surgery**

SYM14 3:45 - 5:15 PM

Room: Hall D

*Combined meeting with the International Society of Refractive Surgery (ISRS)***Barraquer Lecture: How Good is Lasik? The Myths, Misconceptions, and Reality**

Eric D Donnenfeld MD

Ebola and the Eye: A Story of Survivors

SYM53 3:45 - 5:15 PM

Room: Venetian Ballroom AB

Seventy-Five Years of Intermittent Exotropia Management: The Old, The New

SYM15 3:45 - 5:15 PM

Room: Venetian Ballroom IJ

*Combined meeting with the American Orthoptic Council (AOC) and American Association of Certified Orthoptists (AACO)***Monday, Nov. 16****Infectious Uveitis: New Diseases, New Tests, and New Treatments**

SYM23 8:30 - 10:00 AM

Room: Venetian Ballroom GH

*Combined meeting with the American Uveitis Society***Amblyopia and Beyond: Current Evidence-Based Pediatric Eye Care**

SYM20 8:30 - 10:15 AM

Room: Venetian Ballroom AB

*Joint Session with the American Academy of Optometry***Glaucoma and the Anterior Segment: Coexistence in Harmony or With Harm?**

SYM06 8:30 - 10:30 AM

Room: Hall D

Combined meeting with the Cornea Society

Monday, Nov. 16 (cont.)

Castroviejo Lecture: Herpes Zoster

Elisabeth J Cohen MD

G0 Global Forum: Pediatric Ophthalmology Challenges and Innovations in Resource Poor Countries

SYM21 8:30 - 11:00 AM

Room: Venetian Ballroom D

Combined meeting with the Academy's Global Education and Outreach Committee

S0 The New 90: Adjustment for the Family and Doctors

SYM40 9:00 - 10:00 AM

Room: Venetian Ballroom IJ

Combined meeting with the Committee on Aging and the Senior Ophthalmologist (SO) Committee

Nanotechnology in the Diagnosis and Treatment of Ocular Diseases

SYM22 10:15 - 11:45 AM

Room: Venetian Ballroom IJ

Combined meeting with the American Association of Ophthalmic Oncologists and Pathologists (AAOOP)

Zimmerman Lecture: The Pathobiology of Cell Based Therapies for Inherited Retinal Disease

David J Wilson MD

What We Have Learned From the IRIS Registry

SYM25 10:45 - 11:45 AM

Room: Venetian Ballroom AB

Expanding the Understanding of AMD

SYM18 10:45 AM - 12:15 PM

Room: Hall D

Combined meeting with the Association for Research in Vision and Ophthalmology (ARVO)

Psychiatric Ophthalmology: Interaction of Window and Soul

SYM26 12:15 - 1:45 PM

Room: Venetian Ballroom GH

Combined meeting with Women in Ophthalmology (WIO)

The Newly Revised 2015 Primary Open-Angle Glaucoma Preferred Practice Pattern® Guidelines: Adding Evidence-Based

Understanding and Practical Value to Daily Practice

SYM19 12:15 - 1:45 PM

Room: Venetian Ballroom IJ

Combined meeting with the Preferred Practice Patterns Committee (PPPC)

Dr. Allan Jensen & Claire Jensen Lecture in Professionalism and Ethics

SYM27 12:45 - 1:45 PM

Room: Venetian Ballroom AB

The Dark Side of Medicine

Carl Elliott MD PhD

EHR Medicolegal Aspects to Electronic Health Records That You Need to Know

SYM29 2:00 - 3:00 PM

Room: Venetian Ballroom AB

Combined meeting with the Committee on Medical Information Technology (CMIT)

What Is Hot Outside of the United States?

SYM28 2:00 - 3:00 PM

Room: Venetian Ballroom IJ

Combined meeting with the Academia Ophthalmologica Internationalis (AOI)

Grand Rounds: Cases and Experts From Across the Nation

SYM17 2:00 - 3:15 PM

Room: Venetian Ballroom GH

Improving Your Odds in Anterior Segment Surgery

SYM31 2:00 - 4:00 PM

Room: Venetian Ballroom EF

Combined meeting with the American Society of Cataract and Refractive Surgery (ASCRS)

Hot Topics 2015

SYM32 3:15 - 4:45 PM

Room: Venetian Ballroom AB

Management of Unusual Cases of Vitreoretinal Diseases

SYM33 3:15 - 4:45 PM

Room: Venetian Ballroom IJ

Combined meeting with the European Latin America Retina Specialist Society (Eurolam)

The Great Debate: Pediatric Ophthalmology

SYM30 3:30 - 4:45 PM

Room: Venetian Ballroom GH

Monday, Nov. 16 (cont.)**Optic Neuritis: The Good, The Bad, The Ugly**

SYM34 3:45 - 5:15 PM

Room: Hall D

*Combined meeting with the North American Neuro-Ophthalmology Society (NANOS)***William F Hoyt Lecture: Ischemic Optic Neuropathy: The Evolving Profile, 1966-2015**

Anthony C Arnold MD

Lessons Learned About New Technologies for Refractive Cataract Surgery

SYM35 4:15 - 5:30 PM

Room: Venetian Ballroom EF

*Sponsored by the International Society of Refractive Surgery (ISRS)***Tuesday, Nov. 17****SA Communication Matters: Promoting Our Patients, Practice, and Profession**

SYM43 8:30 - 10:00 AM

Room: Venetian Ballroom GH

*Combined meeting with the National Medical Association (NMA)***Update on Management of Diabetic Retinopathy and Retinal Vascular Disease**

SYM39 8:30 - 10:00 AM

Room: Venetian Ballroom EF

*Combined meeting with The Retina Society***Controversies in Ocular Infections**

SYM38 8:30 - 10:15 AM

Room: Venetian Ballroom AB

*Combined meeting with the Ocular Microbiology and Immunology Group (OMIG)***Jones/Smolin Lecture: Changing Times in the Diagnosis and Management of Ocular Infectious Diseases**

Todd P Margolis MD PhD

The Great Debate: Retina

SYM42

10:15 - 11:30 AM

Room: Venetian Ballroom EF

Myopia Matters!

SYM36

10:15 - 11:45 AM

Room: Venetian Ballroom GH

*Combined meeting with the American Association of Pediatric Ophthalmology and Strabismus (AAPOS)***Marshall M Parks Lecture: The Future Progression of Myopia: Seeing Where We Are Going**

David Anthony Mackey MD

Personalized Education for Ophthalmology Residents: An Idea Whose Time Has Come?

SYM37

10:15 - 11:45 AM

Room: Bassano 2701

*Combined meeting with the Association for University Professors of Ophthalmology (AUPO)***Straatsma Lecture: What's in the Toolbox**

Tara A Uhler MD

Excellence in Medical Student Education Lecture: Medical Education Climate Change-Where Does Ophthalmology Fit In?

Susan H Forster MD

Best of Anterior Segment Specialty Meetings 2015

SYM41

10:30 - 11:45 AM

Room: Venetian Ballroom AB

Best papers from the AAPOS, AGS, ASCRS, ASOPRS, Cornea Society and ISRS meetings.

ACADEMY CAFÉ

Saturday - Tuesday, Nov. 14 - 17
San Polo 3401

Engage in the conversation: hear expert panels debate, then use your cell phone, smartphone or laptop to text message the speakers your questions.

How to submit a question: Point your web browser to <http://ai.apprisor.org> and choose the room or send SMS text to 41411 with the keyword ACADEMY followed by a space and then the text of your question (eg: "Academy ...")

Note: For SMS, standard text messaging fees may apply based on your wireless plan.

Saturday, Nov. 14

SYM45 Young Ophthalmologists—Developing Your Cataract Practice
Moderators: Purnima S Patel MD, Christopher P O'Brien MD

1:30 – 2:45 PM

SYM46 Cataract
Moderator: Terry Kim MD

3:15 – 4:30 PM

Sunday, Nov. 15

SYM47 Uveitis
Moderator: Justine R Smith MD

10:30 – 11:45 AM

SYM48 Cornea, External Disease
Moderator: Edward J Holland MD

1:00 – 2:15 PM

SYM49 Oculoplastics
Moderator: Stuart R Seiff MD

2:30 – 3:45 PM

Monday, Nov. 16

SYM50 Retina
Moderator: Pravin U Dugel MD

8:30 – 9:45 AM

SYM51 Glaucoma
Moderator: Thomas W Samuelson MD

10:30 – 11:45 AM

Tuesday, Nov. 17

SYM52 Cataract
Moderator: Richard S Hoffman MD

8:30 – 9:45 AM



**Free Coffee.
Your Questions.
Expert Panels.
Lively Conversation.**

Learning Lounge

An Interactive Space for Learning

Saturday - Tuesday, Nov. 14 - 17

Hall A, Booth 221

The Learning Lounge is an interactive space for informal, small group discussions facilitated by experts in the field. Float among theaters, new topics begin every 15 minutes.

Find the most up-to-date schedule through the Mobile Meeting Guide, www.aao.org/mobile.

Saturday, Nov. 14

	Theater 1	Theater 2	Theater 3
12:00	Accurate IOL Power Calculations <i>Jack T Holladay MD MSEE FACS</i>	Posterior Corneal Surface in Cataract Surgery <i>John A Hovanesian MD</i>	Topography Pearls for the Cataract Surgeon <i>William B Trattler MD</i>
12:15			
12:30			
12:45			
1:00	Management of Toric IOL Misalignment <i>John P Berdahl MD</i>	Multifocal IOL Exchange <i>David F Chang MD</i> <i>Bryan S Lee MD JD</i>	Unhappy Refractive IOL Patients <i>Kevin M Miller MD</i>
1:15			
1:30			
1:45			
2:00	Global Ophthalmology Volunteer Experiences <i>Timothy P Page MD</i> <i>Douglas A Katsev MD</i> <i>Anna Luisa Di Lorenzo MD</i> <i>Herbert J Ingraham MD</i>	Maintenance of Certification <i>R Michael Siatkowski MD</i>	I'm Done With Training, Now What? Welcome to the Rest of Your Life <i>James Chelnis MD</i> <i>Purnima S Patel MD</i>
2:15			
2:30			
2:45			
3:00			
3:15			
3:30			
3:45			
4:00			
4:15			
4:30			
4:45			
5:00			

Sunday, Nov. 15

	Theater 1	Theater 2	Theater 3
9:00			
9:15			
9:30			
9:45			
10:00			
10:30	Treatment of Wet AMD in 2015 <i>Susan B Bressler MD</i>		
10:45		Diplopia and Cranial Nerve Palsies: What is the Workup? <i>Madhura A Tamhankar MD</i>	
11:00			Corneal Considerations in Cataract Surgery <i>Terry Kim MD</i>
11:15			
11:30			
11:45			
12:00	Treatment of Diabetic Macular Edema <i>Adam S Wenick MD</i>		
12:15		Transient Vision Loss: Is My Patient Having a Stroke? <i>Heather Moss MD PhD</i>	
12:30			Updates in Dry Eye <i>James P McCulley MD FACS FRCOphth</i>
12:45			
1:00			
1:15			
1:30	Posterior Uveitis for the Comprehensive Ophthalmologist <i>Sunil K Srivastava MD</i>		
1:45		Optic Neuritis	
2:00			Update on Collagen Crosslinking <i>Michael B Raizman MD</i>
2:15			
2:30			
2:45			
3:00	Updates in the Treatment of Retinal Vein Occlusion <i>Michael S Ip MD</i>		
3:15		Ischemic Optic Neuropathy and Its Mimickers <i>Dean M Cestari MD</i>	
3:30			Corneal Infections
3:45			
4:00			
4:15			
4:30			
4:45			
5:00			

Monday, Nov. 16

	Theater 1	Theater 2	Theater 3
9:00			
9:15			
9:30	At the Movies Cornea, External Disease		
9:45		At the Movies Retina, Vitreous	
10:00			At the Movies Challenges and Complications
10:15			
10:30			
10:45			
11:00	Journal Club: Cornea and Cataract Surgery <i>Marjan Farid MD</i>		
11:15		MIGS <i>Brian A Francis MD</i>	
11:30			Be Like the Cool Kids: Why Everyone Should Want to Be a Pediatric Ophthalmologist <i>Sasapin G Prakalapakorn MD</i> <i>Kara M Cavuoto MD</i>
11:45			
12:00			
12:15			
12:30	Journal Club: Glaucoma <i>Angelo P Tanna MD</i>		
12:45		Using OCT in Glaucoma Management <i>Joel S Schuman MD</i>	
1:00			Seeing Your Way to a Successful Retirement
1:15			
1:30			
1:45			
2:00			
2:15	Top 5 Glaucoma Pearls for 2015 <i>Thomas W Samuelson MD</i>		
2:30		Don't Let Low Vision Patients Slow You Down: Get Organized <i>Joseph L Fontenot MD</i> <i>Donald Calvin Fletcher MD</i> <i>John D Shepherd MD</i>	
2:45			
3:00			
3:15			
3:30	Journal Club: Retina <i>Andrew P Schachar MD</i>		
3:45		Maintenance of Certification <i>R Michael Siatkowski MD</i>	
4:00			Fan Favorite Video Presentation
4:15			
4:30			
4:45			
5:00			

	Theater 1	Theater 2	Theater 3
9:00			
9:15	At the Movies Cataract		
9:30			
9:45			
10:00			
10:15			Video Program <i>Best of Show</i> Awards Ceremony
10:30			
10:45			
11:00			
11:15			
11:30			
11:45			
12:00			

Technology Pavilion

Saturday – Tuesday, Nov. 14 - 17

Hall C, Booth 4768

Academy members and independent consultants offer user-friendly instruction on what is available and how to use the latest technology for business, clinical and academic applications. Stop by for presentations on:

- Technology trends and tools that can impact your practice.
- Software applications for medical records or alternative presentation options.
- How to make the most of the Mobile Meeting Guide.

Presentation Schedule

Saturday 11/14	Sunday 11/15	Monday 11/16	Tuesday 11/17
9:30-10:30 Optimizing Your Office Web Presence	9:30-10:30 Managing Your Online Reputation	9:30-10:30 Simulation in Clinical and Surgical Skills Training	9:30-10:30 Microsoft Windows/Office: Ask the Expert
10:45-11:15 Technology Update from the Academy	10:45-11:15 AAO 2015's Mobile Meeting Guide	10:45-11:15 A Crash Course in SEO	10:45-11:15 The Internet of Things (Repeat)
11:30-12:00 (30min) AAO 2015's Mobile Meeting Guide	11:30-12:00 High Tech for Low Vision	11:30-12:00 IRIS™ Registry Dashboard (Repeat)	11:30-12:00 Internet Privacy and Security
12:30-1:30 3D Photography and Modeling in Ophthalmology	12:30-1:30 Smartphone and Mobile Technology Update	12:30-1:30 Viral Campaigns on Social Media: What's All the Buzz?!	
1:45-2:15 The Internet of Things	1:45-2:15 IRIS™ Registry Dashboard	1:45-2:15 Windows 10: Worth the Upgrade?	
2:30-3:00 Digital Imaging and Workflow	2:30-3:00 Help! My Patients Can't Find Me	2:30-3:00 OPES Presents: "Pathology Atlas 1.0"	
3:30-4:30 Future Trends in Healthcare IT	3:30-4:30 Introducing Microsoft HoloLens	3:30-4:30 When PowerPoint Just Won't Do	

Shading indicates IHE session

Saturday, Nov. 14

9:30 – 10:30 AM

Optimizing Your Office Web Presence

Randall Wong, MD, Medical Marketing Enterprises, LLC

Learn how Google ranks websites, what components every site should have, key website marketing concepts and the importance of responsive Web design.

10:45 – 11:15 AM

Technology Update from the Academy: Ophthalmic News and Education (ONE®) Network

Rahul N. Khurana, MD, Editor-in-Chief of the ONE Network

Chirag P. Shah, MD, MPH, Deputy Editor-in-Chief of the ONE Network

Daniel Mummert, Director of Online Education and the ONE Network at the American Academy of Ophthalmology

Sarah Page, MA, E-Learning Project Manager at the American Academy of Ophthalmology

Get an update about exciting new features and content additions to the ONE® Network's comprehensive educational resource.

11:30 AM – 12:00 PM

Get the Most Out of Your Mobile Meeting Guide

Jude Brown, Senior Instructor, Digital Acumen, Inc.

Discover the many tools and features available in the Mobile Meeting Guide including how to view posters and videos, download handouts, take notes and even ask questions during select sessions. (Repeated on Sunday at 10:45 AM)

12:30 – 1:30 PM

3D Photography and Modeling in Ophthalmology

Omar K. Ozgur MD, Ophthalmic Plastic and Reconstructive Surgery and Orbital Oncology Fellow, University of Texas M.D. Anderson Cancer Center

Scott Hamilton, Lecturer, Dept. of Ophthalmology, New York Eye and Ear Infirmary of Mt. Sinai

Discover ways 3D scanning can be used to assist with patient care, from remote diagnostics to new ways to measure and monitor clinical findings in ophthalmology.

1:45 – 2:15 PM

Intro to IoT: Are you ready for the "Internet of Things?"

Jude Brown, Senior Instructor, Digital Acumen, Inc.

The "Internet of Things" or "IoT" refers to sensor and communication technology embedded in everyday objects which places them online and able to share information. We'll explore the benefits and concerns these new applications and trends offer.

(Repeated on Tuesday at 10:45 AM)

2:30 – 3:00 PM*

Digital Imaging and Workflow in Your Practice

Don Van Syckle, DVS Consulting (Academy Consultant)

Hear about how Digital Imaging and Communication in Medicine (DICOM) Standards improves workflow efficiency and reduces errors by automatically linking patient data with image or test results.

* IHE Session

3:30 – 4:30 PM

Future Trends in Healthcare IT

H. Jay Wisnicki, MD, Medical Director, Union Square Eye Care

Dr. Wisnicki will discuss Big Data analytics, personalized healthcare, the impact of Smart Devices and medical body area networks (MBANs) plus other topics in this interactive session about the trends to watch in healthcare information technology.

Sunday, Nov. 15

9:30 – 10:30 AM

Managing Your Online Reputation

Randall Wong, MD, Medical Marketing Enterprises, LLC

Learn where and how to find, monitor and respond to negative online reviews and how to proactively manage your personal and business reputation.

10:45 – 11:15 AM

Get the Most Out of Your Mobile Meeting Guide

Jude Brown, Senior Instructor, Digital Acumen, Inc.

Discover the many tools and features available in the Mobile Meeting Guide including how to

Sunday, Nov. 15 (cont.)

view posters and videos, download handouts, take notes and even ask questions during select sessions.

11:30 AM – 12:00 PM

High Tech for Low Vision

Donald Fletcher, MD, Smith-Kettlewell Eye Research Institute

Mary Lou Jackson, MD, Director, Vision Rehabilitation Service, Massachusetts Eye and Ear Infirmary

Joe Fontenot, MD, CLVT, Medical Director, Community Services for Vision Rehabilitation

This session will examine the latest developments, advances, and affordability of devices and aids for patients with impaired vision and learn about the efforts being made in the field of low vision technology.

12:30 – 1:30 PM

Smartphone and Mobile Technology Update

Vinay A Shah, MD, Dean McGee Eye Institute, University of Oklahoma, Oklahoma City

Rohit Krishna, MD, University of Missouri - Kansas City, Kansas City, MO

R. Ken Lord, MD, Retina Associates of Southern Utah - St. George, UT

Find out about the latest Smartphone and Tablet apps, trends and technologies that can help simply your life and benefit your practice.

1:45 – 2:15 PM*

IRIS™ Registry Dashboard Demonstration — How to Track Performance and Evaluate Patient Outcomes

Tim Parr, VP, Technology, FIGMD (IRIS™ Registry Vendor)

Get a closer look at the IRIS™ Registry (Intelligent Research in Sight) the nation's first EHR-based comprehensive eye disease and condition registry, which allows physicians to track their own performance and compare to their peers and to national benchmarks on a dashboard to pinpoint opportunities for improvement.

* IHE Session (Repeated on Monday at 11:30 AM)

2:30 – 3:00 PM

Help! My Patients Can't Find Me

Randall Wong, MD, Medical Marketing Enterprises, LLC

Dr. Wong will review the components of "local search," how to verify or claim accounts on business listing sites such as Yelp, Google+, Healthgrades and others plus review how best to link these sites to your new website to improve your search ranking when moving or leaving your practice.

3:30 – 4:30 PM

Introducing Microsoft HoloLens

Agustin Sanchez, Senior Consultant, Microsoft
Jude Brown, Senior Instructor, Digital Acumen, Inc.

Learn new ways to explore information and communicate with colleagues without a keyboard, mouse or screen using holographic computing.

Monday, Nov. 16

9:30 – 10:30 AM

Simulation in Clinical and Surgical Skills Training

Anu Khanna, MD, Associate Professor of Ophthalmology, Loyola University Medical Center

Mats Johansson, President, EON Reality

John Ferris, FRCOphth, Simulated Ocular Surgery

Andrew McNaught, MD, FRCOphth, Simulated Ocular Surgery

Miranda Buckle, MBChir, MA, Simulated Ocular Surgery

Learn how simulation-based ophthalmic training taught through both virtual reality software and life-like model eyes can improve outcomes and safety in residency programs. Dr. Anu Khanna and EON Reality will demonstrate clinical concepts and exam techniques using augmented reality and 3D software models. Physicians from Simulated Ocular Surgery will demonstrate various surgical situations and complications using eye models.

Monday, Nov. 16 (con't.)

10:45 – 11:15 AM

A Crash Course in SEO

Randall Wong, MD, Medical Marketing Enterprises, LLC

Discover three components that most affect Search Engine Optimization (SEO) for your website and review best practices for improving how your site ranks in common Google searches.

11:30 AM – 12:00 PM*

IRIS™ Registry Dashboard Demonstration — How to Track Performance and Evaluate Patient Outcomes

Tim Parr, VP, Technology, FIGMD (IRIS Registry Vendor)

Get a closer look at the IRIS™ Registry (Intelligent Research in Sight) the nation's first EHR-based comprehensive eye disease and condition registry, which allows physicians to track their own performance and compare to their peers and to national benchmarks on a dashboard to pinpoint opportunities for improvement.

* IHE Session

12:30 – 1:30 PM

Viral Campaigns on Social Media: What's All the Buzz?!

Andrew Doan, MD PhD, Head, Dept. of Mental Health Addictions & Resilience Research, Naval Medical Center San Diego

Find out how Dr. Doan's experience using social media to share his ideas with millions of people can help you launch a successful social media campaign and leverage Internet resources to communicate with current and new patients.

1:45 – 2:15 PM

Windows 10: Is It Worth the Upgrade?

Jude Brown, Senior Instructor, Digital Acumen, Inc.

Hear about Microsoft's latest operating system, get an overview of the newest Cortana, Spartan and Edge product features and find out how you can customize your desktop for a common experience across your tablet, phone, and laptop or desktop.

2:30 – 3:00 PM

Ophthalmic Pathology Education System Presents: "Pathology Atlas 1.0"

Laura Green, MD, Residency Program Director, Krieger Eye Institute

Jean Hausheer, MD, FACS, Chair, Committee for Resident Education and Clinical Professor, Dean McGee Eye Institute

Sarah Page, M.A., E-Learning Project Manager, American Academy of Ophthalmology

Come see the new Pathology Atlas, an online educational tool featuring an index of virtual microscopy slides and learn how it can be used to enhance resident education.

3:30 – 4:30 PM

When PowerPoint Just Won't Do

Jude Brown, Senior Instructor, Digital Acumen, Inc.

Learn about presentation alternatives gaining popularity like Apple Keynote, Google Slides and Apache Impress and especially see how Prezi and PowToon approach presentations in a whole new way. We'll compare the benefits and costs of each competitor.

Tuesday, Nov. 17

9:30 – 10:30 AM

Microsoft Windows/Office: Ask the Expert

Jude Brown, Senior Instructor, Digital Acumen, Inc.

This custom-tailored, interactive session provides an audience-driven overview of the latest Windows Operating Systems and Microsoft Office Suite. Ask our expert and get answers.

10:45 – 11:15 AM

Intro to IoT: Are you ready for the "Internet of Things?"

Jude Brown, Senior Instructor, Digital Acumen, Inc.

The "Internet of Things" or "IoT" refers to sensor and communication technology embedded in everyday objects which places them online and able to share information. We'll explore the benefits and concerns these new applications and trends offer.

11:30 AM – 12:00 PM

Internet Privacy and Security Best Practices

Jude Brown, Senior Instructor, Digital Acumen, Inc.

Learn easy tips to maintain your privacy and personal security online.

Special Meetings & Events

Friday - Wednesday, Nov. 13 - 18

Special Meetings & Events are free of charge, unless otherwise noted. They are not eligible for CME credit.

S0 Endorsed by Senior Ophthalmologist Committee

Y0 Endorsed by Young Ophthalmologist Committee

Friday, Nov. 13

DICOM Working Group 9 - Eye Care

Course: SPE01 7:30 AM - 3:00 PM

Location: Bassano 2602

Saturday, Nov. 14

S0 Brain Health and Longevity for S0s in the Digital Age

Course: SPE03 9:00 - 11:00 AM

Room: Marco Polo 801

S0 Use Blogging and Social Networking to Super Charge Your Website

Course: SPE07 1:00 - 4:00 PM

Room: Marco Polo 801

Sunday, Nov. 15

30th Annual Run for Vision

Course: SPE08 6:30 - 7:30 AM

Annual Business Meeting

Course: SPE09 10:00 - 10:30 AM

Room: Venetian Ballroom EF

Y0 2015 Y0 Program

Course: SPE10 10:00 AM - 2:00 PM

Room: Venetian Ballroom D

Fall Council Meeting

Course: SPE11 11:30 AM - 5:00 PM

Location: Wynn Las Vegas

2016 Medicare Update

Course: SPE12 12:15 - 1:45 PM

Room: Venetian Ballroom IJ

Q&A with FDA

Course: SPE13 12:45 - 1:45 PM

Room: Marco Polo 705

Ergonomics/Musculoskeletal Disorders in Ophthalmologists

Course: SPE20 12:45 - 1:45 PM

Room: Marco Polo 701

OMIC Annual Members Meeting

Course: SPE14 1:30 - 2:00 PM

Room: Marco Polo 707

OMIC Forum

Course: SPE15 2:00 - 3:30 PM

Room: Venetian Ballroom AB

Monday, Nov. 16

Y0 Welcome to the Real World of Ophthalmology: Reality 101 for Residents and Fellows

Course: SPE16 12:45 - 1:45 PM

Room: Venetian Ballroom D

Serving Those Who Serve: Changes Impacting VA and DOD Eye Care

Course: SPE17 12:45 - 1:45 PM

Room: Marco Polo 705

S0 S0 Special Program and Reception

Course: SPE18 2:30 - 5:00 PM

Room: Venetian Ballroom D

Wednesday, Nov. 18

29° Lo Mejor de la Academia en Español 2015 (29th Best of the Academy in Spanish 2015)

Course: SPE19 7:00 AM - 5:30 PM

Location: Bally's Las Vegas Hotel and Casino

The Electronic Office – IHE Eye Care

Sands Expo

Exhibition: Hall C, Booth 4472

YOUR Information Systems
and **YOUR** Devices
all **Working Together**



Visit Academy-sponsored Electronic Office for a **FREE**
Demonstration and a **FREE** USB Drive.


Find out more information about The Electronic Office
at www.iheeyecare.org or contact flum@aaio.org.





SAVE THE DATE!

There's strength in numbers. Lobby on Capitol Hill for ophthalmology's top legislative issues including advocating for fair Medicare physician payment, reducing regulatory burdens and vision research. Meet face-to-face with your Members of Congress and show the might of our members at this important event. It's the most effective way to protect the interests of our profession and our patients.




CONGRESSIONAL ADVOCACY DAY APRIL 13 - 14, 2016 WASHINGTON, DC



"Please join me in 2016 for Congressional Advocacy Day – our day in Washington D.C. where we serve as advocates for our patients and our profession. Hundreds of your colleagues from around the country take the time each year to ensure our voice is heard – Your participation matters! The victories we've enjoyed in Washington D.C. in 2015 were made possible through our efforts with legislators on Capitol Hill. We are the stewards of our patients' sight. Join me in 2016 as we go to our lawmakers to represent our profession and our patients."

Russell N. Van Gelder, MD, PhD
Academy President



REGISTRATION OPENS IN JANUARY 2016.

Congressional Advocacy Day is open to all Academy members and registration is free.

www.aao.org/myf



**AMERICAN ACADEMY
OF OPHTHALMOLOGY**
The Eye M.D. Association

WHERE'S THE MOST EXCITING PLACE IN LAS VEGAS?

Ozurdex[®]
(dexamethasone intravitreal
implant) 0.7 mg

BOOTH

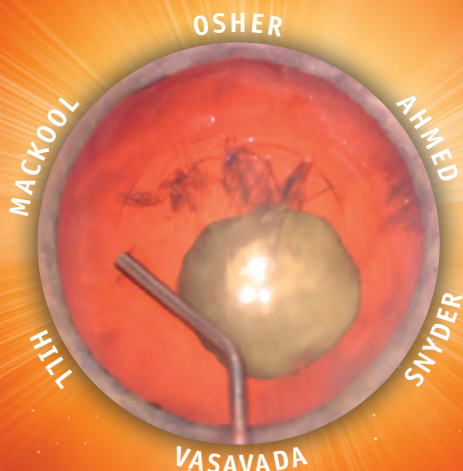
3013

Join us to learn more exciting information about OZURDEX.

2015 AAO Annual Meeting, Las Vegas, NV

JANUARY 13-17, 2016

NAPLES GRANDE BEACH RESORT Naples, Florida



CATARACT SURGERY:

TELLING IT LIKE IT IS

Intense, useful clinical information in an innovative and entertaining format.

ADVANCE REGISTRATION CLOSES December 15

REGISTER BEFORE SPACE RUNS OUT!

To view the agenda, faculty and to register, visit: www.cstellingitlikeitis.com

Original Papers

Saturday – Tuesday, Nov. 14 - 17

A panel discussion will follow each paper presentation. At the end of each session, the panel will select the best paper.

Cataract

Saturday, Nov. 14

10:15 AM - 12:00 PM
Bassano 2701

Moderator: Mitchell P Weikert MD

PA001: Anterior Capsule Integrity During Femtosecond Laser Cataract Surgery
Presenting Author: Timothy V Roberts MBBS

PA002: Comparison of Phacoemulsification Parameters: Traditional Surgery vs. 3 Femtosecond Laser Platforms
Presenting Author: Nilufer Yesilirmak MD

PA003: Comparison of Femtosecond Laser-Assisted With Conventional Phacoemulsification in White Cataract
Presenting Author: Jeewan S Titiyal MD

PA004: The Effect of Femtolaser Docking on Wound Invasion by India Ink in an Ex Vivo Model
Presenting Author: Mohammed A Almutlak MBBS

PA005: Comparison Between Preoperative Anterior Segment Measurements Using Scheimpflug Imaging and Intraoperative Measurements Using Anterior Segment OCT During Femtosecond Laser-Assisted Cataract Surgery
Presenting Author: Dilraj Singh Grewal MD

PA006: Topical Steroids vs. NSAIDs: Effect on Cystoid Macular Edema Incidence After Cataract Surgery With Transzonular Medicines
Presenting Author: Ahad Mahootchi MD

PA007: Phase 3 Clinical Trials Evaluating Sustained-Release Dexamethasone for Treatment of Postoperative Inflammation and Pain
Presenting Author: Thomas R Walters MD

PA008: A Phase 3 Trial of a Novel Intracameral Dexamethasone Drug Delivery Suspension for Treating Inflammation Following Cataract Surgery
Presenting Author: Eric D Donnenfeld MD

Sunday, Nov. 15

10:15 AM - 12:30 PM
Bassano 2701

Moderator: Surendra Basti MBBS

PA009: A Study Comparing Intraoperative Aberrometry With a Toric Calculator in Determining Toric IOL Cylinder Power and Axis
Presenting Author: Robert J Cionni MD

PA010: Toric IOL Alignment With a Computerized, Image-Based System vs. Slit-Lamp Marking System
Presenting Author: Paolo Vinciguerra MD

PA011: Refractive Outcomes in Posthyperopic LASIK Cataract Patients in Which Intraoperative Aberrometry Was Used to Determine IOL Power
Presenting Author: Dan B Tran MD

PA012: Comparing Aphakic Refractive Measurements in Eyes in Which BSS and an Ophthalmic Viscosurgical Device Were Used When Using an Intraoperative Aberrometer
Presenting Author: Robert P Lehmann MD

PA013: Accuracy of IOL Power Calculation Using the Optiwave Refractive Analysis System Compared With Holladay 2
Presenting Author: Bryan Abessi MD

PA014: Comparison of Intraoperative Aberrometry, Koch-Wang, and Olsen and Barrett Universal II Formulae for IOL Calculations in Eyes With Axial Lengths Above 25.0 mm
Presenting Author: Nicole R Fram MD

PA015: Comparison of IOL Power Calculations Using OCT-Based, Barrett True-K, and American Society of Cataract and Refractive Surgery Postkeratorefractive IOL Power Calculators
Presenting Author: David Huang MD PhD

PA016: Clinical Results of 2-Year Ongoing Studies With a Fluid-Filled Accommodating IOL
Presenting Author: Louis D "Skip" Nichamin MD

PA017: Bilateral, Same-Day Cataract Surgery: Risk Analysis and Recommendations in a Northern California Eye Department

Presenting Author: Neal H Shorstein MD

PA018: Incidence, Risk Factors, and Impact of Age on Retinal Detachment Following Cataract Surgery in France: A National Population Study

Presenting Author: Vincent Daien MD PhD

PA019: Postoperative Outcome of Capsular Tension Ring Implantation in Eyes With Pseudoexfoliation

Presenting Author: Yan-Ning Neo MBCHB

Cornea, External Disease

Monday, Nov. 16

2:00 - 5:15 PM
San Polo 3401

Moderator: Shahzad I Mian MD

PA067: A New Matrix Therapy Agent (CACICOL20) for Faster Corneal Healing Following Epi-off Crosslinking With Ultraviolet A and Riboflavin

Presenting Author: Mustafa Koray Gumus MD

PA068: Two Years Transepithelial Corneal Collagen Crosslinking by Iontophoresis for Progressive Keratoconus in Pediatric and Adolescent Patients: Results

Presenting Author: Lucia Lapenna MD

PA069: Varicella Zoster Vaccine-Associated Keratitis

Presenting Author: Rick W Fraunfelder MD

PA070: Outcomes of Cytomegalovirus Endophthalmitis in Corneal Grafts

Presenting Author: Anshu Arundhati MD

PA071: Acute Stevens-Johnson Syndrome: The Effect the Timing of Amniotic Membrane Transplantation Has on the Occurrence of Significant Ocular Sequelae

Presenting Author: Amy Marie Cherof MD

PA072: Comparison of Efficacy of Amniotic Membrane Transplantation With Umbilical Cord Serum Drops in Acute Ocular Chemical Injury: Randomized Controlled Trial

Presenting Author: Namrata Sharma MD MBBS

PA073: The Efficacy of Matrix Regenerative Therapy in Progressive Corneal Thinning Due to Neurotrophic Keratopathy

Presenting Author: Ewa Mrukwa-Kominek MD PhD

PA074: Role of Ultrahigh-Resolution OCT in the Diagnosis of Ocular Surface Squamous Neoplasia in Complex Ocular Surface Diseases

Presenting Author: Marwan Atallah MD

Moderator: Bennie H Jeng MD

PA075: Long-term Results of Deep Anterior Lamellar Keratoplasty vs. Penetrating Keratoplasty in Keratoconus: Contralateral Eye Study

Presenting Author: Samar K Basak MD FRCS MBBS

PA076: Descemet Membrane Endothelial Keratoplasty: Risk of Immunologic Rejection Episodes After Discontinuation of Topical Corticosteroids

Presenting Author: Marianne O Price PhD

PA077: Treatment of Fuchs Endothelial Dystrophy by Descemet Stripping Without Endothelial Replacement

Presenting Author: Durga S Borkar MD

PA078: Endothelial Survival After Descemet Membrane Endothelial Keratoplasty: Effect of Surgical Indication and Graft Adherence Status

Presenting Author: Isabel Dapena

PA079: Descemet Membrane Endothelial Keratoplasty: Results in a Comparative French Series of Intraoperative OCT-Assisted and Non-OCT-Assisted Surgeries in 150 Consecutive Cases

Presenting Author: Alain Saad MD

PA080: Preoperative Central Corneal Thickness Greater Than 625 μ m Predicts Hyperopic Surprise After the Descemet Membrane Endothelial Keratoplasty Triple Procedure

Presenting Author: Christopher S Sales MD

PA081: Pull-through Technique for Delivery of Tri-folded (Endothelium-in) Descemet Membrane Endothelial Keratoplasty Grafts Minimizes Surgical Time and Cell Loss

Presenting Author: Massimo Busin MD

Glaucoma

Sunday, Nov. 15

2:00 - 3:45 PM
Bassano 2701

Moderator: Pradeep Y Ramulu MD PhD

PA020: The Primary Open-Angle African-American Glaucoma Genetics Study: Updated Baseline Demographics

Presenting Author: Joan M O'Brien MD

PA021: Changes in the Consumed Volume of Antiglaucoma Drugs and IOP With the Use of the Eye Drop Aid for 2 Years

Presenting Author: Hiroshi Kobayashi MD PhD

PA022: Development and Validation of a Novel Clinical Trial Design for Extended-Release Intracameral Therapies for Glaucoma
Presenting Author: Thomas R Walters MD

PA023: Optic Nerve Regeneration With C3 Transferase Gene Therapy
Presenting Author: Margaret Elizabeth McDougal

PA024: Intraoperative Flow Through the Trabecular Outflow Pathway Demonstrated by the Episcleral Venous Fluid Wave Correlates With Trabectome Outcome
Presenting Author: Ronald Leigh Fellman MD OCS

PA025: Supraciliary Microstent Implantation With Viscoexpansion for Reducing IOP in Glaucoma: First-in-Human Feasibility Study
Presenting Author: Ernesto A Calvo MD

PA026: The Ahmed Versus Baerveldt Study: Five-Year Treatment Outcomes
Presenting Author: Panos George Christakis MD

PA027: Vision Loss and Recovery After Baerveldt Glaucoma Implant Surgery
Presenting Author: Esther Lee Kim MD

Tuesday, Nov. 17

8:30 - 10:45 AM

Venetian Ballroom D

Moderator: Joseph F Panarelli MD

PA096: IOP and Rates of Retinal Nerve Fiber Layer Thickness Change Measured by Spectral-Domain OCT in Glaucoma
Presenting Author: Alberto Diniz-Filho MD PHD

PA097: Retinal Nerve Fiber Layer Thickness and Cognitive Function in a Large Adult Population
Presenting Author: Anthony P Khawaja MBBS

PA098: IOP Lowering of ONO-9054 vs. Latanoprost Following 28-Day Dosing in Open-Angle Glaucoma or Ocular Hypertension Subjects
Presenting Author: Eydie G Miller-Ellis MD

PA099: Six-Month IOP Reduction With a Single Dose of a Novel Topical Bimatoprost Ocular Insert: A Phase 2 Randomized Double-Masked, Controlled Study
Presenting Author: James D Brandt MD

PA100: Characterization of Corneal Endothelium in Glaucomatous Eyes Managed Medically vs. Surgically
Presenting Author: Olivia L Lee MD

PA101: Gonioscopy-Assisted Transluminal Trabeculotomy: An Ab Interno Trabeculotomy Midterm Follow-up
Presenting Author: Davinder S Grover MD

PA102: A Novel Ab Interno Gelatin Stent for Reducing Elevated IOP in Open-Angle Glaucoma: One-Year Follow-up Results
Presenting Author: Rohit Varma MD MPH

PA103: Novel Microshunt That Uses the SIBS Material in the Surgical Management of Uncontrolled Glaucoma: Four-Year Follow-up Data
Presenting Author: Juan F Batlle MD

PA104: The Ahmed Baerveldt Comparison Study for Refractory Pediatric Glaucomas
Presenting Author: Yohko Murakami MD

PA105: Evaluating the Relationship Between Rates of Visual Field Loss and Falls in Glaucoma Patients
Presenting Author: Saif Baig

Intraocular Inflammation, Uveitis

Monday, Nov. 16

10:45 AM - 12:15 PM

Bassano 2701

Moderator: Jennifer E Thorne MD PhD

PA060: Interim Outcomes of the Study of Safety, Tolerability, and Bioactivity of Tocilizumab in Patients with Non-infectious Uveitis (STOP-UVEITIS)
Presenting Author: Quan Dong Nguyen MD

PA061: Trimethoprim-Sulfamethoxazole vs. Placebo to Reduce the Risk of Recurrences of *Toxoplasma gondii* Retinochoroiditis: Randomized Controlled Clinical Trial (ISROT) Two-Year Follow-up
Presenting Author: Joao Paulo Fernandes Felix MD

PA062: En Face and Split Spectrum Amplitude Spectral Domain OCT Findings in Multiple Evanescent White Dot Syndrome
Presenting Author: Francesco Pichi MD

PA063: Epidemiology, Clinical Features, Therapies, and Outcomes of Patients Diagnosed With Occlusive Retinal Vasculitis
Presenting Author: Aniruddha K Agarwal MBBS

PA064: Findings on OCT Angiography in Patients With Uveitis
Presenting Author: Ashleigh Laurin Levison MD

PA065: Swept-Source OCT and Active Birdshot Corioretinopathy
Presenting Author: Sara Jordan Cumplido MD

PA066: Intravitreal Sirolimus Resolves Inflammation in Noninfectious Intermediate or Posterior Uveitis: SAKURA Study 1

Presenting Author: Pravin U Dugel MD

Neuro-Ophthalmology

Tuesday, Nov. 17

8:30 - 10:00 AM
Bassano 2701

Moderator: Swaraj Bose MD

Best of NANOS

PA106: A New Pupil Light Reflex Test Detects Optic Neuropathy Independent of the Fellow Eye and Correlates with Visual Field Volume

Presenting Author: Randy H Kardon MD PhD

PA107: Evaluation and Neuroimaging of the Horner Syndrome

Presenting Author: Ying Chen

PA108: Diagnosing Carotid-Cavernous Fistulas: Evaluating Orbital Doppler Ultrasound and Neuroimaging

Presenting Author: Archana Srinivasan MBBS MS

PA109: The Comparison of Retinal Ganglion Cells With and Without Coenzyme Q10 in Ethambutol Toxicity Rat Model

Presenting Author: Josiah Irma MD

PA110: A Recombinant AAV2/2 Vector Carrying the Wild-Type ND4 Gene for the Treatment of Leber Hereditary Optic Neuropathy: Results of a First-in-Human Study

Presenting Author: Jose A Sahel MD

PA111: Visual Function 20 Years After Childhood Hemispherectomy for Intractable Epilepsy

Presenting Author: Sian E Handley

Oculoplastics: Ocular Tumors

Sunday, Nov. 15

4:00 - 4:45 PM
San Polo 3401

Moderator: J William Harbour MD

PA028: Tri-Weekly Intravitreal Injection of Topotecan as Monotherapy in the Management of Refractory Vitreous Seeds in Retinoblastoma

Presenting Author: Raksha Rao FICO MBBS MS

PA029: Local Recurrence of Uveal Melanoma Increases the Risk of Metastasis

Presenting Author: Paul T Finger MD

PA030: Adenoid Cystic Carcinoma of the Lacrimal Gland: Management and Outcome in 40 Patients, A Comparative Case Series

Presenting Author: Fairooz Puthiyapurayil Manjandavida MD

Oculoplastics: Orbit, Lacrimal, Plastic Surgery

Sunday, Nov. 15

4:45 - 5:30 PM
San Polo 3401

Moderator: Cat N Burkat MD

PA031: Expression of Vascular Endothelial Growth Factor Receptors in Benign Vascular Tumors of the Orbit: A Case Series

Presenting Author: Elizabeth A Atchison MD

PA032: Orbital Fine-Needle Aspiration Biopsy: A Retrospective Review of 225 Cases

Presenting Author: Richard C Allen MD PhD

PA033: Bioresorbable Implants in Orbital Floor Fractures

Presenting Author: Gangadhara J K Sundar MBBS

PA034: Dacryocystorhinostomy: To Stent or Not to Stent

Presenting Author: Tessa Fayers MBCHB

Pediatric Ophthalmology, Strabismus

Monday, Nov. 16

10:15 AM - 12:00 PM
Venetian Ballroom GH

Moderator: Terrence P O'Brien MD

PA052: A Double-Masked Randomized Trial of Postoperative Local Anesthetic for Pain Control in Pediatric Strabismus Surgery

Presenting Author: Laura B Enyedi MD

PA053: Suture Colonization Rate in Adjustable Strabismus Surgery

Presenting Author: Sirinya Suwannaraj

PA054: Age-Related Distance Esotropia

Presenting Author: David Mittelman MD

PA055: Artisan Aphakia IOL for Children: Multicenter, Prospective Study

Presenting Author: M Edward Wilson Jr MD

Best of AAPOS Papers

PA056: Colorado ROP Screening Model: A Multi-Institutional Validation Study

Presenting Author: Jennifer Hsu Lee Cao MD

PA057: Ocular Complications in Children with Diabetes Mellitus

Presenting Author: Megan M Geloneck MD

PA058: Comparison of Botulinum Toxin vs. Surgery in the Treatment of Acute-onset Comitant Esotropia in Children

Presenting Author: Michael J Wan MD

PA059: Genetic Testing for Congenital Cataracts

Presenting Author: Matthew C Weed MD

Refractive Surgery

Monday, Nov. 16

8:30 - 10:30 AM

Bassano 2701

Moderator: John F Doane MD

PA042: Microelectrostimulation of the Ciliary Body as a New Noninvasive Method for Presbyopia Treatment: Early Results

Presenting Author: Luca Gualdi MD

PA043: Surgical Outcome of Photorefractive Keratectomy in Patients With High Myopia

Presenting Author: Amir Rosenblatt MD MPH

PA044: Seventeen-Year Follow-up of Hyperopic LASIK

Presenting Author: Reena Mahendra Dave

PA045: Post-LASIK Epithelial Ingrowth: Correction, Recurrence, and Long-term Follow-up

Presenting Author: Priyanka Chhadva

PA046: The Effect of Refractive Surgery in Amblyopic Eyes With Reduced Preoperative BCVA

Presenting Author: Nir Sorkin MD

PA047: Toric IOL Implantation in Complex Corneal Conditions With High Astigmatism

Presenting Author: Pooja Jain MBBS MS

PA048: Femtosecond Laser Arcuate Keratotomy Under a Flap for the Correction of High Astigmatism

Presenting Author: Antonio Limao Oliveira MD

PA049: Ex Vivo Biomechanical Comparison of Low and High Myopic Corrections: Small-Incision Lenticule Extraction (SMILE) vs. LASIK

Presenting Author: A John Kanellopoulos MD

PA050: Evaluation of Role of Age, Residual Stromal Bed, and Percent Tissue Altered in Ectasia Risk Assessment for Patients With Normal Preoperative Topography

Presenting Author: Marcony R Santhiago MD

PA051: Scheimpflug Analysis of Patients With Highly Asymmetric Keratoconus

Presenting Author: J Bradley Randleman MD

Retina, Vitreous

Sunday, Nov. 15

4:00 - 5:30 PM

Bassano 2701

Moderator: Sharon D Solomon MD

PA035: Pars Plana Vitrectomy With Juxtapapillary Laser Photocoagulation (JLP) vs. Vitrectomy Without JLP for the Treatment of Optic Disc Pit Maculopathy

Presenting Author: Marwan A Abouammoh MBBS

PA036: Rates of Reoperation and Retinal Detachment Repair Following Macular Hole Surgery

Presenting Author: Stephen G Schwartz MD MBA

PA037: Comparison of 3 Nonsurgical Treatments for Vitreomacular Traction

Presenting Author: Nathan C Steinle MD

PA038: 25-Gauge Vitrectomy With Needle Biopsy of Choroidal Melanoma for Gene Expression Profiling During Brachytherapy

Presenting Author: Deepthi M Reddy MD

PA039: ARGUS II: Lessons Learned From a Collective Experience

Presenting Author: Devon Ghodasra MD

PA040: Submacular Allogeneic Ecto-Mesenchymal Stem Cell Transplantation in Retinitis Pigmentosa: 18-Month Results

Presenting Author: Gungor Sobaci MD

PA041: Gene Therapy for Exudative AMD: Three-Year Follow-up From the Phase 1/2a Trial of rAAV.sFlt-1 Subretinal Injection

Presenting Author: Ian J Constable MBBS

Monday, Nov. 16**2:00 - 5:15 PM
Bassano 2701***Moderator: Julia A Haller MD***PA082:** Conbercept for Treatment of Neovascular AMD*Presenting Author: Xun Xu MD***PA083:** Prospective Randomized Trial Comparing Treat and Extend to Monthly Ranibizumab in Neovascular AMD: TREX-AMD 12-Month Outcomes*Presenting Author: Charles C Wykoff MD PhD***PA084:** Reticular Pseudodrusen and the 5-Year Risk of Progression for Late AMD*Presenting Author: Joao Manuel Beirao Cardoso
Quadrado Gil MD***PA085:** Subretinal Fluid and the Development of Macular Atrophy in Neovascular AMD Treated With Ranibizumab in HARBOR*Presenting Author: Brandon G Busbee MD***PA086:** Prevalence and Surgical Outcomes of Macular Holes in Eyes With AMD*Presenting Author: Prethy Rao MD***PA087:** 148-Week Results of the VISTA and VIVID Trials of Intravitreal Aflibercept Injection in Diabetic Macular Edema*Presenting Author: Jeffrey S Heier MD***PA088:** Value of Intravitreal Injectables for Diabetic Macular Edema: An Analysis of Protocol T*Presenting Author: Bryan K Hong MD***PA089:** Extent of Capillary Nonperfusion Noted on Wide-Angle Angiography Strongly Correlates with Intravitreal VEGF Levels in Proliferative Retinal Vasculopathies*Presenting Author: K V Chalam MD PhD**Moderator: Srinivas R Sadda MD***PA090:** OASIS: A 2-Year Study Evaluating Ocriplasmin for the Treatment of Symptomatic Vitreomacular Adhesion / Vitreomacular Traction) Including Macular Hole*Presenting Author: Pravin U Dugel MD***PA091:** OASIS: Sub-Study Evaluation of Full-Field Electroretinogram in Patients Treated With Ocriplasmin vs. Sham*Presenting Author: Robert C Sergott MD***PA092:** OCT Angiography Can Detect Retinal Pathologies Missed by Fluorescein Angiography*Presenting Author: Ching-Jygh Chen MD***PA093:** Automated Quantification of Macular Ischemia Using OCT Angiography in Diabetic Retinopathy*Presenting Author: Thomas Hwang MD***PA094:** Discordance Between Fundus Autofluorescence and Near-Infrared Autofluorescence in AMD*Presenting Author: Michael Heiferman***PA095:** Determination of Feasibility and Utility of Intraoperative Spectral Domain Microscope-Integrated OCT During Vitreoretinal Surgery: The DISCOVER Study, 12-Month Results*Presenting Author: Justis P Ehlers MD*

Scientific Posters

Saturday - Tuesday, Nov. 14 - 17

Level 1, Hall G

Session One	Saturday, Nov. 14	9:00 AM – 5:00 PM
	Sunday, Nov. 15	7:00 AM – 5:00 PM
<i>Session One Presenters will be at their displays on Sunday, Nov. 15 from 12:30 - 2:00 PM.</i>		
Session Two	Monday, Nov. 16	7:00 AM – 5:00 PM
	Tuesday, Nov. 17	7:00 AM – 1:00 PM

Session Two Presenters will be at their displays on Monday, Nov. 16 from 12:30 – 2:00 PM.

✦ Received highest grades by the Annual Meeting Program Committee, selected as Best Posters.

Onsite Poster Tours

☒ Tours start from the “Meeting Point”, Level 1, Hall G.

Sunday, Nov. 15, 12:30-1:30 PM

Subject	Tour Leaders
Cataract	Steven H Dewey MD
Cornea, External Disease	Peter R Laibson MD Alan Sugar MD
Glaucoma	Jeffrey A Kammer MD
Pediatric Ophthalmology, Strabismus	Hilda Capo MD Martha P Schatz MD
Retina, Vitreous	Sunir J Garg MD FACS Elliott H Sohn MD

Monday, Nov. 16, 12:30-1:30 PM

Subject	Tour Leaders
Cataract	Kevin M Miller MD
Cornea, External Disease	Natalie A Afshari MD
Glaucoma	Ying Han MD PhD Kelly Walton Muir MD
Pediatric Ophthalmology, Strabismus	Rebecca Sands Braverman MD Kara M Cavuoto MD
Retina, Vitreous	Gregg T Kokame MD

Scientific Posters Online

Level 1, Hall G and Level 2

View scientific posters at your convenience at the Scientific Posters Online computer terminals.

Starting Nov. 14, view through the Mobile Meeting Guide, www.aao.org/mobile.

Cataract

SESSION ONE

P0001: Comparing Rocuronium With Atracurium in Peribulbar Block for Cataract Surgery

*Presenting Author: Amr Kamal Abdelgawad MD
MBBCH MS*

P0002: Toric IOL Alignment: Comparison of Image-Guided Surgery With Manual Toric Marking

Presenting Author: Jeewan S Titiyal MD

✦ **P0003:** Comparison Between Clinical Outcomes of Iris Fixation and Scleral Fixation as Treatment for IOL Dislocation

Presenting Author: Kyeong Hwan Kim MD PHD

P0004: A Teleophthalmology Tool for Cataract Screening

Presenting Author: Renan Rodrigues MD

P0005: Is the Retinal Acuity Meter (RAM) a Valuable Predictor of Postoperative Visual Acuity in Cataract Patients?

Presenting Author: Sunil Brijendre Jain DOMS MBBS MS

P0006: Analysis of Long-term Risk Factors for Complications of Triplex Cataract Surgery After Phakic IOL Implantation for High Myopia

Presenting Author: Xin Liu MD

P0007: Recording and Viewing Stereoscopic Ophthalmic Surgical Footage With Smartphones

Presenting Author: Samuel Philbrick

P0008: Nd:YAG Capsulotomy Rates: Femtosecond Laser-Assisted Cataract Surgery vs. Manual Phaco
Presenting Author: Dan B Tran MD

P0009: Evaluation of the Accommodative Response With a New Accommodative IOL Based on the Alvarez Principle
Presenting Author: Jorge L Alio MD PhD

P0010: American Society of Cataract and Refractive Surgery / European Society of Cataract and Refractive Surgeons Survey on Foldable IOLs Requiring Explantation or Secondary Intervention: 2014 Update
Presenting Author: Nick Mamalis MD

P0011: Visual and Refractive Outcomes Following Biaxial Microincision (1.3 mm) Cataract Surgery Using Olsen and Optimized Haigis Formulas
Presenting Author: Sathish Srinivasan MBBS

P0012: Evaluation of Reading Performance With the Salzburg Reading Desk of an Extended Depth of Focus IOL
Presenting Author: Gerd U Auffarth MD

✱ P0013: Multifocal IOL With a +8.0 D Near Addition for Visual Rehabilitation in Patients With a Chronic Maculopathy
Presenting Author: Mary Attia MBCH

P0014: Strength Comparison of Continuous Curvilinear Capsulorhexis, Femtolasar, and Zepto Capsulotomies in Paired Human Cadaver Eyes
Presenting Author: Vance Michael Thompson MD

P0015: Topical Antibiotic Prophylaxis Effects on the Incidence of Endophthalmitis in Phacoemulsification Surgery: A Comparison of Gatifloxacin With Polymyxintrimethoprim
Presenting Author: William John Weiter

P0016: Pathologic Evidence of Pseudoexfoliation in Cases of IOL Subluxation/Dislocation Within Capsular Bag
Presenting Author: Nick Mamalis MD

P0017: Comparison of Corneal Power Measurements Between IOLMaster 500 and Pentacam in Over 2000 Eyes for IOL Power Calculation
Presenting Author: Mehdi Shajari MD

P0018: Cannula-Associated Ocular Injuries During Cataract Surgery: A Population-Based Study
Presenting Author: Darren Shu Jeng Ting MBCHB

P0019: IOP Rise Associated With Intracameral Vancomycin
Presenting Author: Matthew D Paul MD

P0020: Comparative Effectiveness of 3 Prophylaxis Strategies to Prevent Macular Edema Following Phacoemulsification Surgery
Presenting Author: Neal H Shorstein MD

P0021: Comparison Between Aqueous Humor Concentration of Moxifloxacin Alone and Combined With Steroid
Presenting Author: Rachel L R Gomes MD

P0022: Long-term Results and Vision Quality After Trifocal IOL Implantation
Presenting Author: Matteo Piovella MD

P0023: The Refractive Predictability of the Aladdin in Cataract Patients With Irregular Corneas
Presenting Author: Nir Sorkin MD

P0024: IOL Injector Materials for Optimal Outcomes
Presenting Author: Ehsan Sadri MD FACS

SESSION TWO

P0271: Treatment of Corneal Astigmatism Using Femtosecond Laser-Assisted Arcuate Incisions During Cataract Surgery
Presenting Author: Mitchell A Jackson MD

P0272: Comparison of Peripheral Corneal Relaxing Incisions With Toric IOLs for Astigmatism
Presenting Author: Yonca A Akova MD

P0273: OCT Swept-Source for Ocular Biometry: Comparison of the Biometric Measurements Obtained Using Noncontact Optical Biometers, IOLMaster 700, IOLMaster 5.4, AL-Scan, and Aladdin
Presenting Author: Raphael Amar DNS

P0274: Intraoperative Floppy Iris Syndrome in the Female Population
Presenting Author: Argyrios Tzamalidis MBA MD RMC

P0275: Clinical Presentations of Congenital Cataract in Taiwanese Patients Confirmed by Next-Generation Sequencing
Presenting Author: Lin-Chung Woung MD DMSc

P0276: Does Early Performance on an Eye Surgery Simulator Predict Later Surgical Performance by Residents?
Presenting Author: Ramak Roohipourmoallai MD

P0277: Femtosecond Laser Clear Corneal Cataract Incisions Evaluated Using Fourier-Domain OCT
Presenting Author: Suhua Zhang

P0278: Femtosecond Cataract Surgery in Patients With Small Pupils: Safety and Efficacy
Presenting Author: William B Trattler MD

★ **P0279:** Posterior Capsular Opacification After Telescopic IOL Insertion for AMD

Presenting Author: James Neffendorf MA MBBS

P0280: Accuracy of IOL Power Formulas Involving 176 eyes With Long Axial Lengths: A Retrospective Chart-Review Study

Presenting Author: Chong Chen MD

P0281: Surgical Management of Negative Dysphotopsia With Consideration of a Novel Anti-Dysphotopic IOL

Presenting Author: Samuel Masket MD

★ **P0282:** Long-term Results of Trans-scleral Sutured Posterior Chamber IOLs

Presenting Author: Verinder S Nirankari MD

P0283: Visual Outcomes at Postoperative Year 3 in a Randomized Clinical Comparison of 3 Presbyopia-Correcting IOLs

Presenting Author: Robert Edward T Ang MD

P0284: Predicting the Postoperative IOL Position With Angle-to-Angle Depth Using Anterior Segment OCT

Presenting Author: So Goto MD

★ **P0285:** Safety Profile of the Light Adjustable Lens: Review of the Current Literature and Results of the Phase 2 Clinical Trial

Presenting Author: Joshua Ford MD

P0286: Is It Really Important to Optimize Your IOL Constant?

Presenting Author: Helga P Sandoval MD

P0287: Optic Nerve and Macula Blood Flow OCT Evaluation Before and After Clear Cornea Cataract Surgery

Presenting Author: Costas H Karabatsas MD

P0288: Localized Opacification of Hydrophilic Acrylic IOLs After Multiple Surgical Procedures

Presenting Author: Liliana Werner MD PhD

P0289: Histological Changes Around Haptic of the IOL and Suture After Intrasceral Fixation and Suture Scleral Fixation in White Rabbit Eyes

Presenting Author: Tsukasa Hanemoto MD

P0290: Impact of Distraction on Microsurgery

Presenting Author: Sundeeep Singh Uppal MD

P0291: Self-reported Leisure-Time Physical Activity and Cataract Extraction in the United States

Presenting Author: Caitlin Kakigi

P0292: Advanced Glycation End Products and Cataractogenesis in Diabetics

Presenting Author: Iman A Fahmy Mohamed MD

P0293: Preoperative Use of Nepafenac 0.3% to Decrease the Incidence of Intraoperative Miosis in Laser-Assisted Cataract Surgery

Presenting Author: Patricia B Sierra MD

P0294: Safety of Prophylactic Intracameral Cefuroxime (Aprokam) Ophthalmic Solution After Cataract Surgery in Patient With Penetrating Keratoplasty

Presenting Author: Osman S Arslan MD

P0295: Clinical and Optical Evaluation of a New Trifocal Toric IOL

Presenting Author: Roberto Bellucci MD

P0296: Is There Any Benefit of Using Intraoperative Aberrometry During Routine Cataract Surgery?

Presenting Author: Jonathan M Davidorf MD

P0297: Instantaneous, Precise, Automated Capsulotomy Using a Novel Disposable Intraocular Instrument With Nanopulse Technology

Presenting Author: David F Chang MD

★ **P0298:** Laser Spectroscopic Study on Getting Best Results With Trypan Blue Dye Staining of Anterior Lens Capsule

Presenting Author: Minu Mathew Mathen DNB

P0299: Subtenons rHuPH20 for Postoperative IOP Reduction

Presenting Author: Scott Greenbaum MD

P0300: Evaluation of KPI-121, a Novel Nanoparticle Formulation of Loteprednol Etabonate, in Reducing Inflammation and Pain Following Cataract Surgery

Presenting Author: Terry Kim MD

Computers, Information Technology

SESSION ONE

P0025: iExaminer: A Portable and Inexpensive Option for Undilated or Dilated Fundus Photography With Montage and Telemedicine Potential

Presenting Author: Jiaxi Ding MD

P0026: Mobile Applications as Low Vision Aids: A Systematic Review

Presenting Author: HongGi Shim

P0027: Non-Ophthalmic Emergency Department Staff Measure Visual Acuity More Accurately With a Smartphone App than With a Standard Snellen Chart

Presenting Author: Akhilesh Pathipati

★ P0028: Comparison of Automated LogMAR Visual Acuity Assessment System With Standard ETDRS chart

Presenting Author: Philemon K Huang MBCB

Cornea, External Disease

SESSION ONE

P0029: Salvaging Deep Anterior Lamellar Keratoplasty With Micro-Bubble in Failed “Big Bubble” Cases

Presenting Author: Sanjib Banerjee MBBS

★ P0030: Needle Depth and Big Bubble Success in Deep Anterior Lamellar Keratoplasty: An Ex Vivo Microscope-Integrated OCT Study

Presenting Author: Neel Dave Pasricha

★ P0031: Deep Anterior Lamellar Keratoplasty for Keratoconus: Blunt Cannula vs. Anwar Technique

Presenting Author: Enrica Sarnicola MD

P0032: Misdiagnosis of Congenital Hereditary Endothelial Dystrophy: Frequency and Causes

Presenting Author: Ali A AlRajhi MD

P0033: Sequential Customized Therapeutic Keratectomy for Reis-Bücklers Corneal Dystrophy: Long-term Follow-up

Presenting Author: Riccardo Vinciguerra MD

P0034: Novel Nonsense Mutation in a Family With Gelatinous Drop-like Corneal Dystrophy

Presenting Author: Jesus Cabral-Macias MD

P0035: Severity of Keratoconus in Asian Children

Presenting Author: Samar Ayed Al-Swailem MD

P0036: One-Year Results of Repeated Collagen Crosslinking in Patients With Progressive Keratoconus

Presenting Author: Hesam Hashemian MD

P0037: Comparison of a Large Keratoconic Population With “Normal” Eyes With a New Algorithm for Detecting Keratoconus Using Scheimpflug Imaging

Presenting Author: Amit Gupta MBBS

P0038: Phototherapeutic Keratectomy vs. Manual Epithelial Debridement for Corneal Crosslinking in Keratoconus: One-Year Outcomes of 330 Eyes

Presenting Author: Parnian Arjmand MD MS

P0039: Transepithelial Corneal Collagen Crosslinking Using Iontophoresis: Clinical Results At 1 Year

Presenting Author: Myriam Cassagne

P0040: Early Outcomes of Topo-Guided Photorefractive Keratectomy: Comparison Between 2 Refractive Lasers

Presenting Author: Simon P Holland MD

P0041: Long-term Outcomes of Intracorneal Ring Segments Implantation for the Treatment of Keratoconus

Presenting Author: Felipe A Soria MD

P0042: Topo-Guided Corneal Collagen Crosslinking in Keratoconus

Presenting Author: Pierre R Fournie MD

P0043: Newly Emerging Pathogens in Keratomycosis: A Study From India

Presenting Author: Amit Gupta MBBS

P0044: Soft Contact Lenses Microbiota Evaluation and Antibacterial Resistance Patterns of Eyes with Boston Type I Keratoprosthesis

Presenting Author: Emilio A Torres Netto MD

P0045: Clinicians' Perspective on Diagnostic and Therapeutic Challenges of *Pythium insidiosum* Keratitis

Presenting Author: Rashmi Mittal FICO MBBS MS

P0046: Ocular Graft Versus Host Disease Diagnosis: National Institutes of Health Criteria vs. New Proposed Diagnostic Criteria

Presenting Author: Samantha P Herretes MD

P0047: Contribution of Combination of Multiple Gene Polymorphisms to the Onset of Cold Medicine-Related Stevens-Johnson Syndrome With Severe Ocular Complications

Presenting Author: Mayumi Ueta

P0048: Changes of Tear Film Lipid Layer Thickness by 3% Diquafosol Ophthalmic Solutions in Patients With Dry Eye Syndrome

Presenting Author: Jae Lim Chung

P0049: A New Diagnostic Algorithm in Severe Dry Eye Disease Patients Participating in a Clinical Trial With 1 mg/ml Cyclosporin Cationic Emulsion

Presenting Author: Gysbert Van Setten MD

★ P0050: Corneal Epithelial Stem Cells Repopulate the Donor Area Within 1 Year From Limbus Removal for Limbal Autograft

Presenting Author: Massimo Busin MD

P0051: Contrast Sensitivity and Ocular Forward Light Scattering in Dry Eye

Presenting Author: Shizuka Koh MD

P0052: Pterygium Recurrence After Excision With Conjunctival Limbal Autograft: A Retrospective Look at 24 Years of Experience

Presenting Author: Jordan S Masters MD

P0053: Human Plasminogen Eye Drops in the Treatment of Patients With Ligneous Conjunctivitis: A Clinical Trial

Presenting Author: Roberto Caputo MD

P0054: Sensitivity and Specificity of Epithelial Irregularity Factor in the Diagnosis of Dry Eye Syndrome

Presenting Author: Mohamed F Abou Shousha MD

P0055: Location of Corneal Scarring Predicts the Potential for Corneal Nerve Regeneration in Herpes Simplex Virus Keratitis

Presenting Author: Chareenun Chirapapaisan MD

P0056: Autologous Blood for Pterygium Graft Fixation: Our Experience

Presenting Author: Shreesha Kumar Kodavoor Sr MBBS MS

P0057: Sustained-Release Dexamethasone Intracanalicular Depots for the Treatment of Allergic Conjunctivitis

Presenting Author: Eugene B McLaurin MD FACS

P0058: Alteration of Tear-Film Breakup Patterns and Its Impact on Eye Dryness After Long-Hours Driving-Related Work: The Tokyo Study

Presenting Author: Norihiko Yokoi MD PhD

P0059: Pachymetry and Epithelium Map in Patients With Limbal Stem-Cell Deficiency Evaluated Using OCT

Presenting Author: Eri Tachibana

P0060: Ocular Severe Chemical Burn Management With Amniotic Membrane Transplantation

Presenting Author: Hamidreza Hasani MD

P0061: Predictive Factors Associated With Long-term Ocular Sequelae of Stevens-Johnson Syndrome and Toxic Epidermal Necrolysis

Presenting Author: Chie Sotozono MD

P0062: We Do Not Need Limbal Transplantation for All Severe Ocular Surface Burns With Total Limbal Insufficiency: In Vivo Corneal Stem Cell Augmentation (1 mm² Corneal Surface Cells) Is Enough for Corneal and Limbal Reconstruction

Presenting Author: Uzeyir Erdem MD

P0063: Two Years' Follow-up of New Epidecemic Keratoprosthesis

Presenting Author: Felipe A Soria MD

P0064: Outcomes of Penetrating Keratoplasty in Cases of Primary Congenital Glaucoma: Two Decades of Our Experience

Presenting Author: Muralidhar Ramappa MD

P0065: Femtosecond Laser-Assisted Intrastromal Astigmatic Keratotomy in Penetrating Keratoplasty: One-Year Efficacy and Safety Data

Presenting Author: Season T Yeung MBBS

P0066: A Detailed Analysis of Individuals Having Graft Failure After Corneal Transplantation

Presenting Author: Fulya Duman MD

P0067: Endothelial Keratoplasty: The Relationship Between Preoperative Endothelial Cell Density and the 5-Year Postoperative Endothelial Cell Loss

Presenting Author: Asem A Alqudah MD

P0068: Evaluation of a New Technique for the Preparation of Endothelial Grafts for Descemet Membrane Endothelial Keratoplasty

Presenting Author: Ashley R Brissette MD

P0069: Endothelial Cell Loss Is Not Influenced by Donor Endothelial Cell Density Above 2800 or Below 2300 cells/mm² After Standardized Descemet Membrane Endothelial Keratoplasty

Presenting Author: Philip J Sanchez MD

P0070: Real-Time OCT Imaging Decreases Number of Rebubbling Procedures in Descemet-Stripping Automated Endothelial Keratoplasty Patients

Presenting Author: Dariusz Dobrowolski MD

P0071: Posterior Corneal Profile Changes in Fuchs Endothelial Corneal Dystrophy

Presenting Author: Katrin Wacker MD

P0072: Morphometric and Densitometric Analysis After Non-Descemet-Stripping Endothelial Keratoplasty in Children With Congenital Hereditary Endothelial Dystrophy

Presenting Author: Muralidhar Ramappa MD

P0073: Factors Influencing Descemet Membrane Endothelial Keratoplasty Graft Preparation

Presenting Author: Daniel Sand MD

SESSION TWO

P0301: Large (9 mm) Deep Anterior Lamellar Keratoplasty With Descemet Exposure Limited to a 6-mm Central Optical Zone

Presenting Author: Vincenzo Scorcia MD

P0302: Clinical Spectrum of Primary Congenital Aphakia: Our Experience at a Tertiary Eye Care Center

Presenting Author: Sasya Ravuri MBBS

P0303: Effect of Agalsidase Beta on Corneal Verticillata in Patients

Presenting Author: Joshua O Mali MD

P0304: Alterations in Contact Lens Fitting Parameters Following Crosslinking in Keratoconus Patients of Indian Ethnicity

Presenting Author: Mainak Bhattacharyya MBBS

P0305: Evaluation of Corneal Stromal Demarcation Line After 2 Different Power Levels During Accelerated Corneal Collagen Crosslinking Procedures Using Anterior Segment OCT and Confocal Microscopy

Presenting Author: Miguel M Rechichi MD

P0306: Intraoperative Corneal Thickness Changes During Epi-off Corneal Collagen Crosslinking With Application of Different Riboflavin Solutions

Presenting Author: Ebru Tokar MD

P0307: Accelerated Corneal Collagen Crosslinking for Post-LASIK Corneal Ectasia: Two-Year Outcomes

Presenting Author: Gustavo Kupper Marino MD

P0308: Clinical Outcomes of Repeated Corneal Collagen Crosslinking

Presenting Author: Ozge Begum Seferoglu

P0309: Intrastromal Synthetic Collagen Implantation in Patients With Advanced Keratoconus Using Femtosecond Laser

Presenting Author: Mahmoud Jabbarvand Behrooz MD

P0310: Colonization of Methicillin-Resistant *Staphylococcus aureus* Among Patients Prior to Refractive Surgery

Presenting Author: Koji Kitazawa MD

✱ P0311: Methicillin-Resistant *Staphylococci*: Antibiotic Resistance Monitoring in Ocular Microorganisms, 2014 Results

Presenting Author: Penny A Asbell MD FACS

P0312: Intrastromal Voriconazole for Deep Recalcitrant Fungal Keratitis: A Case Series

Presenting Author: Tiruvengada Krishnan

P0313: Microbial Keratitis: A 5-Year Retrospective Clinical Study in a Tertiary Eye Hospital in the Eastern Region of Nepal

Presenting Author: Lila Raj Puri MD

P0314: Correlation Between Meibomian Gland Dysfunction and Keratitis in Patients With *Demodex Brevis* Infestation

Presenting Author: Lingyi Liang MD

P0315: Proposal of Novel, Definite, and Highly Reliable Grading Scales for Meibomian Gland Dysfunction

Presenting Author: Reiko Arita MD PhD

P0316: Ex Vivo Limbal Stem Cell Expansion and Transplantation in Patients With Unilateral Limbal Stem Cell Deficiency: A 10-Year Follow-up Study

Presenting Author: Abhishek Chandra MBBS

✱ P0317: The Expression of Tumor Necrosis Factor Alpha-Stimulated Gene 6 and Pentraxin 3 in Conjunctivochalasis

Presenting Author: Zhen-Yong Zhang AAPS MHA

P0318: Evaluation of KPI-121, a Novel Nanoparticle Formulation of Loteprednol Etabonate, in Dry Eye Disease

Presenting Author: Edward J Holland MD

P0319: Juvenile Conjunctival Inflammatory Nevus: Clinical Profile and Histopathological Features in a Tertiary Eye Care in South India

Presenting Author: Lokeshwari Aruljyothi MBBS

P0320: Management of Infectious and Noninfectious Corneal Perforations With Amniotic Membrane Transplantation

Presenting Author: Shreya Thatte MBBS

P0321: Meibomian Gland Probing for Lid Tenderness and Nonfunctioning Meibomian Glands in Meibomian Gland Dysfunction

Presenting Author: Steven L Maskin MD FACS

P0322: Surgical Techniques for Treatment of Conjunctivochalasis

Presenting Author: Esteban Adolfo Santiago Sr

P0323: Stability and Antimicrobial Preservation of Autologous Serum Diluted in Multidose Artificial Tear With a New-Generation Preservative Agent

Presenting Author: Sait Egrilmez MD

P0324: Outcome of Transplanted Corneas With Death-to-Preservation Time of More Than 6 Hours in Hospital Setting Without Refrigeration

Presenting Author: Sunita Chaurasia MD

P0325: Boston Keratoprosthesis Type 1 Implantation With Resultant No Light Perception Vision

Presenting Author: Georges M Durr MD

P0326: Safety of Concurrent Implantation of Boston Keratoprosthesis and Glaucoma Drainage Device

Presenting Author: Tamara Lee Lenis MD MS

P0327: Anterior Segment OCT Angiography
Presenting Author: Han Nian Marcus Ang MBBS

✱ **P0328:** Indications and Results of Pediatric Corneal Transplants and Deep Anterior Lamellar Keratoplasty

Presenting Author: Ashok Sharma MD

P0329: Boston Type 1 Keratoprosthesis vs. Donor Corneal Transplantation for Graft Failure

Presenting Author: Sumayya Ahmad MD

P0330: Krumeich Rings to Avoid Neovascularization in Repeat Penetrating Keratoplasty

Presenting Author: Edgar Javier Infantes Molina MD

P0331: Descemet Membrane Endothelial Keratoplasty in Corneas With Prior Refractive Surgery: Visual Results, Topography Changes, and Complications

Presenting Author: Mark A Terry MD

P0332: Descemet Membrane Endothelial Keratoplasty Grafts: Secondary Grafts With Early Intervention Comparable to Fellow-Eye Primary Grafts

Presenting Author: Matthew T Feng MD

P0333: Visualization of Precut Descemet-Stripping Automated Endothelial Keratoplasty and Prestripped Descemet Membrane Endothelial Keratoplasty Donor Tissue by Intraoperative Spectral Domain OCT (Rescan 700)

Presenting Author: Akira Kobayashi MD

P0334: Sutureless Descemet-Stripping Endothelial Keratoplasty Using Ocular Tissue Sealant

Presenting Author: Elizabeth Yeu MD

P0335: Repeat Descemet Membrane Endothelial Keratoplasty: Two-Year Outcomes

Presenting Author: Vasilios S Liarakos MD

P0336: Comprehensive Analysis of Factors Correlating Visual Acuity After Descemet-Stripping Automated Endothelial Keratoplasty

Presenting Author: Yasuaki Iwama MD

P0337: Outcomes of Descemet Membrane Endothelial Keratoplasty

Presenting Author: Carter N Kirk MD

P0338: Corneal Findings in Patients With Blast-Related Traumatic Brain Injury Without Direct Trauma to the Eye

Presenting Author: William S Grover MD

Electronic Health Records

SESSION TWO

P0339: The Scottish Eyecare Integration Project: Electronic Referral With Ophthalmic Digital Images

Presenting Author: Mei-Ling Cheng MBBS MSc

P0340: Patient Satisfaction Impacted by EHR Implementation

Presenting Author: John T Lind MD

P0341: The Accuracy of EHR in an Outpatient Ophthalmology Clinic

Presenting Author: Alden Drackett Cutrone Littlewood

General Medical Care

SESSION TWO

✱ **P0342:** Choroid Thickness Measured With Swept Source OCT Strongly Correlates With Degree of Sick Cell Disease

Presenting Author: Kumar Sambhav MBBS MD

P0343: Awareness of Basic Life Support and Anaphylaxis Among Ophthalmic Professionals: A Multicenter Survey in London

Presenting Author: Jonathan Hyer MBBS

P0344: Management of Antithrombotic Medications Perioperatively in Ophthalmology

Presenting Author: Rabee Khan MD

Glaucoma

SESSION ONE

P0074: Family History in the Primary Open-Angle African-American Glaucoma Genetics Study Cohort

Presenting Author: Prithvi S Sankar MD

P0075: Body Weight Change, Ocular Perfusion Pressure, and Glaucoma Prevalence in the South Korean Population

Presenting Author: Shuai-Chun Lin MD

P0076: Body Mass Index, Estimated Cerebrospinal Fluid Pressure, and Glaucoma Prevalence in the South Korean Population

Presenting Author: Shuai-Chun Lin MD

P0077: Gonioscopic and Visual Field Findings in Veterans With Blast-Induced Traumatic Brain Injury

Presenting Author: Auvni Patel MD

P0078: Diurnal and Nocturnal IOP Fluctuation in Treated Glaucoma Patients

Presenting Author: Jeremy A Murphy MD

★ **P0079:** The Influence of Proximal and Octant Location of Optic Disc Hemorrhage on the Occurrence of Retinal Nerve Fiber Layer Defect

Presenting Author: Youngcheol Yoo MD

P0080: Inter-eye Difference of the Peripapillary Microstructure in Unilateral Normal-Tension Glaucoma

Presenting Author: Yoo YungJu

P0081: Hormone Replacement Therapy and Glaucoma Prevalence in the United States

Presenting Author: Mary Qiu MD

P0082: The Association Between Glaucomatous Change and Self-reported Vegetarian Diet

Presenting Author: Yohko Murakami MD

P0083: Gonioscopy vs. Anterior Segment OCT in Assessing Patient Risk for Elevated IOP: The Chinese American Eye Study

Presenting Author: Benjamin Y Xu MD

P0084: The Role of Retinal Vascular Caliber on Glaucoma: A Mediation Analysis Approach

Presenting Author: Rosalynn Grace Siantar MBBS

P0085: Study of Macular Ganglion Cell Complex by Spectral Domain OCT in Glaucoma

Presenting Author: Ankush Mutreja MBBS

P0086: Lamina Cribrosa Curvature Reversal After Trabeculectomy

Presenting Author: Seunghyen Lee

P0087: The Course of Glaucoma Suspects Managed Solely Through Regular Retinal Nerve Fiber Layer Measurements

Presenting Author: Mamdouh L Nakla MD

P0088: Comparison of Rebound Tonometer, Noncontact Tonometer, and Goldmann Applanation Tonometer in Children

Presenting Author: Eunbi Kim MD

P0089: Clinical Utility of Icare Home Self-tonometer for Diurnal IOP Measurements

Presenting Author: Asuka Noguchi

P0090: Twenty-Four-Hour Ocular Dimensional Profiles Correlate With Early Visual Field Defects and IOP Fluctuations Between Office Visits in Ocular Hypertensive Patients

Presenting Author: Chaoying Sarah Xu

P0091: Investigating the Safety and Efficacy of Trans-scleral Diode Laser Cyclophotocoagulation in Refractory Glaucoma for Chinese Eyes When Compared With International Studies

Presenting Author: Janice Cheung MRCS MRSCED(OPHTH)

P0092: First-Time-in-Human Safety and Efficacy Evaluation of Intracameral ENV515 Travoprost XR in Glaucoma Patients

Presenting Author: Steven L Mansberger MD MPH

✱ **P0093:** Bimatoprost Sustained-Release Implants for Glaucoma Therapy: Interim Results From a 24-Month Phase 1/2 Clinical Trial

Presenting Author: Richard A Lewis MD

P0094: Tear Proteomic Analysis Could Demonstrate Beneficial Effects of Preservative-Free Tafluprost on Tear Film and Ocular Surface in Primary Open-Angle Glaucoma

Presenting Author: Franz H Grus MD PhD

P0095: Retinal Nerve Fiber Layer Thickness as a Predictive Factor of Visual Outcome and Need for Glaucoma Surgery in an Urban Population

Presenting Author: Regina Louise Obrien

P0096: Cataract Extraction With Ab Interno Trabeculectomy (Trabectome) vs. Cataract Extraction With Endoscopic Cyclophotocoagulation

Presenting Author: Nicholas W Vryhof

P0097: Segmental Stretching of Schlemm Canal in Management of Open-Angle Glaucoma

Presenting Author: Vinod Kumar MD PhD

P0098: Comparison of Novel Small-Incision Lenticule Extraction (SMILE) Incision With Conventional Fornix-Based Conjunctival Flap in Trabeculectomy

Presenting Author: Ankush Mutreja MBBS

P0099: Illuminated Microcatheter-Facilitated Trabeculectomy With Trabeculectomy for Pediatric Glaucoma

Presenting Author: Reema Syed MD

P0100: Which Is the Best Position for the ESNOPER V-2000 Scleral Implant in Deep Sclerectomy?

Results of a 1-Year Prospective Study
Presenting Author: Jose I Belda-Sanchis MD

P0101: Short-term Outcomes of Deep Sclerectomy vs. Canaloplasty in Uncontrolled Open-Angle Glaucoma

Presenting Author: Faisal Almobarak MD

P0102: Postkeratoplasty Glaucoma Treated With Mini-Shunt Device

Presenting Author: Jasbeth J Ledesma Gil MD

P0103: Postoperative Outcomes of Glaucoma Tube Revision Surgery

Presenting Author: Varsha Manjunath MD

P0104: Personal Experience With Second-Generation Trabecular Micro-Bypass Stents in Open-Angle Glaucoma

Presenting Author: Fritz H Hengerer MD

P0105: Comparison of Ahmed Glaucoma Valve and Baerveldt Glaucoma Device With Combined Cataract Extraction

Presenting Author: Amrit Singh Rai

P0106: IOP Lowering After Cataract Surgery: Randomized Trial Comparing Phacoemulsification and Manual Small-Incision Cataract Surgery

Presenting Author: Rengaraj Venkatesh MBBS

P0107: Aqueous Outflow Facility After Phacoemulsification With or Without Goniosynechialysis in Primary Angle Closure: A Randomized Controlled Study

Presenting Author: Ian A S Rodrigues MD

P0108: Canada's Ambient Temperatures During Cataract Surgery Affect Postoperative Malignant Glaucoma Development in Pseudophakic Patients

Presenting Author: Prima Moinul MD

P0109: Potential of Frequency-Doubling Perimetry for Predicting Future Visual Field Loss on Standard Automated Perimetry for Perimetrically Normal Eyes of Open-Angle Glaucoma Patients: Results of the 6-Year Follow-up Cohort

Presenting Author: Xiang Fan MD

P0110: Multifocal Pupil Perimetry Structure/Function Relationships Parallel Those of Standard Automated Perimetry

Presenting Author: Ted Maddess PhD

SESSION TWO

P0345: Association Between Subhaplotypes of Metalloproteinases Genes and Latanoprost Response in White Glaucomatous Patients

Presenting Author: Fernando Ussa-Herrera MD

P0346: Effects of Ganglion Cell Layer Thinning in Diabetic Eyes on Diagnostic Ability of Primary Open-Angle Glaucoma

Presenting Author: Narae Kim MBCB MD

P0347: Changes of the OCT Color Codes After Applying Adjusted Color Codes in Myopic Eyes With Glaucoma

Presenting Author: Bo Ram Seol

P0348: Incidence of Disc Hemorrhage in Eyes With Glaucoma Damage in the Advanced Imaging in Glaucoma Study

Presenting Author: Eleonore Savatovsky MD

P0349: Development of a Topographic Scoring System for Differentiation of Myopia From Myopic Glaucoma Using Spectral Domain OCT

Presenting Author: Ko Eun Kim

P0350: Predictive Factors for Anterior Chamber Angle Width Among Various Ethnic Groups

Presenting Author: Shan C Lin MD

P0351: Comparison of Optic Disc Characteristics Between American Japanese and American Chinese

Presenting Author: Ye Elaine Wang MD

P0352: Juxtapapillary Choroid Is Thinner in Primary Open-Angle Glaucoma

Presenting Author: Kyoung Min Lee

P0353: Relationship Between Peripapillary Tilting and Visual Field Loss in Normal-Tension Glaucoma

Presenting Author: Shinichi Usui MD PHD

P0354: The Study of Pore Morphometry Within the Human Lamina Cribrosa Using Second Harmonic Generation Imaging

Presenting Author: Tina Parmar MBCHB

P0355: Comparison of Different Tonometry Measurement Methods in Post-Descemet Stripping Automated Endothelial Keratoplasty Patients

Presenting Author: Oded Ohana MBA MD

P0356: A Novel Clinical Model to Predict Washout IOP in Glaucoma Patient Populations

Presenting Author: Tsontcho Ianchulev MD

P0357: Comparison of Scleral- and Corneal-Derived Pneumotonometry

Presenting Author: Saranya C Bala MD

P0358: Evaluation of Vision-Specific Quality of Life in Glaucoma Patients Using OCT

Presenting Author: Shiho Kunimatsu MD

P0359: Additional Use of Rho Kinase Inhibitor, Ripasudil, to Multiple Medications for Primary Open-Angle Glaucoma

Presenting Author: Hiroshi Inazaki MD

P0360: Two Studies on Fixed Combination Brinzolamide 1%/Brimonidine 0.2% Used Adjunctive to Prostaglandin Analogs
Presenting Author: Anthony D Realini MD

P0361: Comparison of Macular Integrity Assessment (MAIA), MP-3, and Humphrey Field Analyzer Instruments in Evaluating the Structure-Function Relationship in the Macula
Presenting Author: Kazuyuki Hirooka MD

★ **P0362:** XEN-45 Gel Stent for the Treatment of Uveitic Glaucoma
Presenting Author: Chelvin Sng

P0363: Trabeculotomy Ab Interno (Trabectome) in Patients With Very High Preoperative IOP (> 30 mmHg)
Presenting Author: Anna I Dastiridou MD

P0364: A Retrospective Review of Attempted 360-Degree Trabeculotomy Using the iScience Canaloplasty Catheter in the Treatment of Pediatric Glaucoma
Presenting Author: Julia Johnston PA

P0365: Trabeculectomy With Augmented Adjunctive Mitomycin C and Bevacizumab for Persistent Silicone Oil-Induced Glaucoma
Presenting Author: Ahmed M Saeed MD

P0366: Investigating Risk Factors, Management, and Clinical Outcomes of Cystoid Macula Edema Following Glaucoma Drainage Implant Surgery
Presenting Author: Anthony B Greer MD

P0367: Long-term Complications of Glaucoma Drainage Devices and Type 1 Boston Keratoprosthesis
Presenting Author: Samar K Basak MD FRCS MBBS

P0368: Anterior Segment OCT Imaging After Ex-Press Filtering Surgery Combined With Deep Sclerectomy
Presenting Author: Hirofumi Uyama Sr MD

P0369: Collagen Crosslinking for Late-Onset Bleb Leakage: One-Year Results
Presenting Author: Qianqian Wang MD

P0370: Manual Small-Incision Cataract Surgery Combined With Trabeculectomy: Visual and IOP Outcomes
Presenting Author: Anil K Mandal MD

P0371: The Relationship Between Rates of Progressive Visual Field Loss and Driving Performance in Glaucoma Patients
Presenting Author: Alberto Diniz-Filho MD PHD

P0372: Poor Medication Adherence Increases Visual Field Progression in Glaucoma
Presenting Author: Donald S Fong MD

★ **P0373:** Sleep Disorder and Retinal Ganglion Cell Damage in Glaucoma
Presenting Author: Masahiko Ayaki MD

Global Ophthalmology

SESSION ONE

P0111: Development of a Portable Eye Clinic for Recovered Ebola Virus Disease Patients in a Resource-Limited Setting
Presenting Author: Brent R Hayek MD

P0112: Phoneography and Teleconsultation Training in the Deployed Environment
Presenting Author: Erin S Seefeldt MD

P0113: Publication Outcomes of Abstracts Submitted to the Annual American Academy of Ophthalmology Meeting
Presenting Author: Mark Krauthammer MD

SESSION TWO

P0374: Eye-Related Emergency Department Visits in the United States, 2010
Presenting Author: Kamyar Vaziri MD

P0375: Community Approach to Fighting Visual Impairment in Children in Developing Countries: A Pilot Study
Presenting Author: Nabil M Jabbour MD

P0376: Cataract Surgery for Half a Dollar Through Rashtriya Swasthya Bima Yojna: A Quality Health Care Approach
Presenting Author: Prashant Kumar Singhal

Health Policy

SESSION ONE

P0114: Cost-Based Analysis of Ophthalmic Procedures Performed Within a Hospital Environment Contrasted With Those Performed in an Ambulatory Care Center
Presenting Author: Vikram S Lekhi MD

P0115: Potential Microbial Contamination of Ophthalmic Solutions Commonly Used in Ophthalmology Outpatient Settings
Presenting Author: Nathan V Harms MD

P0116: Unsolicited Patient Complaints in Ophthalmology: An Empirical Analysis From a Large National Database
Presenting Author: Sahar Kohanim MD

P0117: Financial Disclosures in U.S. Ophthalmology Journals and the Sunshine Act: A Concordance Study
Presenting Author: Claudine Yee

P0118: Economic Trends in Eye-Related Hospitalizations
Presenting Author: Christina R Prescott MD

✱ **P0119:** Review of Postoperative Care Following Refractive Surgery in the U.S. Military
Presenting Author: Marshall Hill

P0120: Effectiveness of Telemedicine in Identifying Diabetic Retinopathy Cases Compared With Universal Referral
Presenting Author: Sanil Joseph MHSA MHA

SESSION TWO

P0377: Hospital-Based Emergency Eye Clinics: A Process to Gain Efficiencies, Improving Care and Decreasing Patient Wait Times
Presenting Author: Vikram S Lekhi MD

P0378: An Analysis of Medicare Procedure Costs from the 2012 Physician-Data Release
Presenting Author: Duncan A Friedman MD

P0379: A State-by-State Analysis of the Medicare Physician-Data Release for 2012
Presenting Author: Duncan A Friedman MD

✱ **P0380:** A Systematic Evaluation of Laws Governing Optometric Glaucoma Management in Each U.S. State
Presenting Author: Kevin Daniel Chodnicki

P0381: Prevalence of Undetected Diabetic Macular Edema in Chinese-Americans: The Chinese-American Eye Study
Presenting Author: Farzana Choudhury PHD MBBS MS

P0382: Screening Practice Patterns for Hydroxychloroquine Retinopathy Within a Large Multispecialty Academic Ophthalmic Practice
Presenting Author: Vishal S Parikh MD

Intraocular Inflammation, Uveitis

SESSION ONE

P0121: Near Infrared Autofluorescence Imaging of Vogt-Koyanagi-Harada Disease
Presenting Author: Tetsuya Agawa MD

P0122: Ocular Manifestations of the Chikungunya Fever
Presenting Author: Carlos Javier Fernandez Santos MD

P0123: Establishment of Infliximab Treatment Evaluation Systems for Behçet Disease With Uveoretinitis
Presenting Author: Takeshi Kezuka MD PhD

P0124: An OCT-Based Grading System for Epiretinal Membrane in Uveitis
Presenting Author: Benjamin P Nicholson MD

P0125: Antibiotic Sensitivities and Visual Acuity Outcomes in Chronic Endophthalmitis With Persistently Positive Bacterial Cultures
Presenting Author: Ella H Leung MD

P0126: Choroidal Vascularity Index: A Novel Parameter for Monitoring Disease Progression in Panuveitis?
Presenting Author: Kara-Anne Tan

P0127: Retinal Pigment Epithelium Undulations in Acute Stage of Vogt-Koyanagi-Harada Disease: Biomarker for Sunset Glow Fundus
Presenting Author: Kouhei Hashizume

P0128: Dose Response to Intravitreal Sirolimus in Non-infectious Uveitis of the Posterior Segment: SAKURA Study 1 Results
Presenting Author: Quan Dong Nguyen MD

P0129: Resolution of Uveitic Cystoid Macular Edema With Topical Difluprednate
Presenting Author: Daniel Feiler MD

✱ **P0130:** Interferon Treatment in Behçet Syndrome With Severe Ocular Involvement
Presenting Author: Didar Ucar Comlekoglu MD

P0131: Structural and Functional Correlation of Retinal Photoreceptors Overlying Lesions in White Dot Syndrome
Presenting Author: Aniruddha K Agarwal MBBS

P0132: Stratification of Choroidal and Retinal Lesions in Posterior Uveitis by Multispectral Wide-Field Scanning Laser Ophthalmoscopy
Presenting Author: Jared E Knickelbein MD

SESSION TWO

P0383: Ultrasound Biomicroscopy as a Diagnostic Tool for Anterior Scleral Disease
Presenting Author: Zohar Habot-Wilner MD

P0384: MTBDR Plus for Diagnosis of Tuberculous Uveitis
Presenting Author: Kusum Sharma MD

P0385: Role of Ultrawide-Field Imaging in the Management of Tubercular Posterior Uveitis
Presenting Author: Kanika Aggarwal

P0386: Efficacy of Intravitreal Triamcinolone Acetonide Injection vs. That of Posterior Subtenon Triamcinolone Acetonide Injection in Intermediate Uveitis

Presenting Author: Nivedita Naresh Patil Sr DOMS MBBS

P0387: Cytomegalovirus Anterior Uveitis in Immunocompetent Patients

Presenting Author: Natasha V Nayak MD

✱ **P0388:** Automated Analysis of Anterior Chamber Inflammation Using Spectral Domain OCT

Presenting Author: Sunil K Srivastava MD

P0389: Efficacy and Safety of Intravitreal Ranibizumab for Pediatric Inflammatory Choroidal Neovascularization

Presenting Author: Ekaterina V Denisova MD

P0390: Clinicopathological Study on Epiretinal Membrane of Ocular Sarcoidosis

Presenting Author: Satoru Kase MD

P0391: Pre- and Postoperative Cytokine Levels in the Vitreous Fluid of Uveitis Patients

Presenting Author: Kenji Nagata

P0392: Prevalence and Predictive Factors of Endogenous Fungal Ocular Infection at an Urban Tertiary Care Referral Center

Presenting Author: Adam C Janot MD

P0393: Efficacy of Infliximab for the Treatment of Pediatric Uveitis at a Single Institution: A Retrospective Chart Review

Presenting Author: Anna W Berry MD

Medical Education

SESSION TWO

✱ **P0394:** An Analytical Report of Publication Productivity for 2792 Academic Ophthalmologists and 110 Departments in the United States
Presenting Author: Craig Ryan Thiessen

P0395: Use of a Portable Fundus Camera as a Novel Aid for Teaching Direct Ophthalmoscopy to Medical Students

Presenting Author: Joyce Jing Tung Chan MBBS MRSCED(OPHTH)

Neuro-Ophthalmology

SESSION ONE

P0133: Spectrum of Ocular Motility Disorders in Microbiologically Proven Central Nervous System Tuberculosis in Immunocompetent Patients

Presenting Author: Amit Harishchandra Palkar MBBS

P0134: A Novel Compact Wireless High-Resolution Eye and Head Tracking Technique

Presenting Author: Tarek A Shazly MD

P0135: The Difference in Process of Optic Nerve Atrophy Revealed by Quantitative Assessments of Optic Disc Color

Presenting Author: Eri Nakano

✱ **P0136:** Characterization of Microcystic Macular Edema in Patients With Optic Neuritis

Presenting Author: Takeshi Kezuka MD PhD

P0137: Assessment of the Kinematic Features of Spontaneous Blinks in Patients With Parkinson Disease

Presenting Author: Yukito Yamanaka MD

P0138: The Role of Aspirin in Giant Cell Arteritis

Presenting Author: Kay T Khine MD

P0139: In Vivo Corneal Confocal Microscopy: A New Biomarker in Chemotherapy-Associated Neuropathy

Presenting Author: Marisol Lopez Moreno MD

SESSION TWO

✱ **P0396:** Determining Root Cause of Observed Ptosis

Presenting Author: Stephanie M Young

P0397: Acute Ischemic Stroke in Monocular Vision Loss of Vascular Etiology

Presenting Author: Lucy Yingxin Zhang MD

P0398: Clinical Characteristics of Optic Neuritis in Hong Kong Population: Ten-Year Review

Presenting Author: Nga Kwan Bonnie Choy MBBS

P0399: Spectral-Domain OCT in Thyroid-Related Optic Neuropathy

Presenting Author: Teri T Kleinberg MD

P0400: Results of Patching Therapy in Late Diagnosed Adult Amblyopia

Presenting Author: Nivedita Naresh Patil Sr DOMS MBBS

P0401: Correlation Between Segmented Retinal Cell Layer Thickness and Visual Acuity in Patients With Idiopathic Infantile Nystagmus
Presenting Author: Taekjune Lee MD

P0402: Macular Sublayer Thinning and Association With Disease Duration in Amyotrophic Lateral Sclerosis
Presenting Author: Joseph Michael Simonett

P0403: The Relationship Between Ocular Sensory Dominance and Stereopsis
Presenting Author: Ziming Liu

P0404: Impact of Red X-Chrome Lenses on Color Perception in Color Vision Deficiency as Tested with Ishihara Plates
Presenting Author: Punita Kumari Sodhi MS

Ocular Tumors and Pathology

SESSION ONE

P0140: Peripheral Retinal Nonperfusion Following Iodine 125 Brachytherapy for Uveal Melanoma Predicts Radiation Maculopathy
Presenting Author: Prithvi Mruthunjaya MD

P0141: Juvenile Xanthogranuloma Involving the Eye and Ocular Adnexa: Tumor Control, Visual Outcomes, and Globe Salvage in 30 Patients
Presenting Author: Wasim Samara

P0142: Increased Risk of Uveal and Cutaneous Melanoma in Parkinson Disease
Presenting Author: Lauren A Dalvin MD

P0143: Choroidal Nevus in the U.S. Adult Population: Racial Disparities and Associated Factors in the National Health and Nutrition Examination Survey
Presenting Author: Mary Qiu MD

P0144: Ultrasonography to Improve Accuracy of Choroidal Melanoma Localization for Proton Beam Treatment
Presenting Author: Jonathan Lu

P0145: Computing Uveal Melanoma Basal Diameters: A Comparative Analysis of Several Novel Techniques With Improved Accuracy
Presenting Author: Anthony B Daniels MD

P0146: Delay in the Diagnosis of Retinoblastoma Revisited in the UK
Presenting Author: Marcus P Posner MBBS

P0147: Secondary Enucleations for Uveal Melanoma: A 7-Year Retrospective Analysis
Presenting Author: Ido Didi Fabian MD

P0148: Visual Acuity Outcomes With Palladium 103 vs. Iodine 125 Plaque Treatment for Choroidal Melanoma
Presenting Author: Kirtesh Patel MD

P0149: The Tissue Biodistribution and Pharmacokinetics of AU-011 in Naïve and Uveal Melanoma-Bearing New Zealand White Rabbits
Presenting Author: John MacDougall PHD

SESSION TWO

P0405: Human Papilloma Virus Infection Does Not Predict Response of Ocular Surface Squamous Neoplasia to Interferon Therapy
Presenting Author: Sotiria Palioura MD

P0406: Regression Patterns of Retinoblastoma Vitreous Seeding Following Intravitreal Melphalan
Presenting Author: Jasmine H Francis MD

P0407: Plaque Brachytherapy for Invasive Ocular Surface Neoplasia
Presenting Author: Vishal Hirallal Sharma MBBS

P0408: Long-term Experience With Intravitreal Anti-VEGF Treatment for Radiation Maculopathy
Presenting Author: Paul T Finger MD

P0409: Chemical Sclerosis of Iris Stromal Cysts
Presenting Author: Carol L Shields MD

P0410: Identification and Proteomic Analysis of Exosomes Derived From Human Uveal Melanoma Cell Cultures
Presenting Author: Manuel Francisco M Bande Rodriguez MD

P0411: Idiopathic Orbital Inflammation With Tissue Eosinophilia: An Early Feature or a Benign Variant?
Presenting Author: Julie Ying Ching Lok MBBS MRSCED(OPHTH)

P0412: Incidence of Secondary Glaucoma After Cyberknife Radiotherapy for Uveal Melanoma
Presenting Author: Karsten Ulrich Kortuem MD

P0413: Primary Epithelial Malignancies of the Lacrimal Gland: Trends in Survival
Presenting Author: Leon Rafailov MD

Ophthalmic History

SESSION TWO

P0414: IOL Implantation: First Concepts and Attempts
Presenting Author: Andrzej Grzybowski MD

P0415: 100 Years of Public Service: The History of the American Board of Ophthalmology
Presenting Author: John G Clarkson MD

Optics, Refraction, Contact Lenses

SESSION ONE

✱ **P0150:** Patient Satisfaction With Spherical Equivalent Spectacles in Rural India
Presenting Author: Taraprasad Das MD

P0151: The Influence of IOP on Myopic Fundus and Ocular Axial Length Changes in High Myopia, Natural Course
Presenting Author: Yining Shi MD

P0152: Prevalence of Myopia and High Myopia in a Large Multicentric Cohort of French Individuals
Presenting Author: Emilie Matamoros

SESSION TWO

P0416: Spherical Aberration Change in Nuclear Cataract
Presenting Author: Sun Woong Kim MD

P0417: Comparison of Rose K XL, Miniscleral, and Scleral Contact Lens for Ocular Surface Disorders
Presenting Author: Anurag Mathur MBBS

P0418: Ten-Year Evolution of Astigmatism in Adult Patients
Presenting Author: Jean-Luc Febbraro MD

Orbit, Lacrimal, Plastic Surgery

SESSION ONE

P0153: Clinical Outcomes of Hyaluronate Filler Injection in Patients With Deep Superior Sulcus: Retrobulbar vs. Direct Sulcus
Presenting Author: Youngje Sung

P0154: Modified Intracystic Implant Technique for Lacrimal Surgeries Under Endoscopic Control
Presenting Author: Shreya Shah

P0155: Cannula Dacryocystorhinostomy: A Simple, Innovative, Cost-effective Method of Lacrimal Surgery
Presenting Author: Shreya Shah

P0156: Ultrasonographic Assessment of Orbital Tumors: A 14-Year Experience
Presenting Author: Basil K Williams MD

P0157: A Novel Surgical Technique to Restore Corneal Sensation Using Transposed Supraorbital Nerve
Presenting Author: Frances Ann Jacinto MD

P0158: Dermoid Cysts: Imaging in the Prevention of Complications
Presenting Author: Lucas T Lenci MD

P0159: Risk of Early Orbital Implant Extrusion After Evisceration and Primary Implant Insertion for Panophthalmitis
Presenting Author: Yonca O Arat MD

P0160: A Novel Murine Model of Orbital Inflammation
Presenting Author: N Grace Lee MD

P0161: A Randomized Controlled Trial Comparing Minimally Invasive and Standard Technique for the Correction of Involuntional Ptosis
Presenting Author: Stefano Ranno MD

P0162: Management of Neurogenic and Myogenic Ptosis: Our Experience in the Last 15 Years
Presenting Author: Ricardo Romero

P0163: Efficacy of Diamond-Shaped Tarsoconjunctival Resection With Lateral Canthopexy for Involuntional Punctal Ectropion
Presenting Author: Hachemi Nezzar

P0164: Silicone Gel Implants With Smooth, Textured, and Polyurethane-Coated Surfaces to Restore Volume in Eviscerated Socket
Presenting Author: Roberta Lilian Fernandes De Sousa MD

✱ **P0165:** Nonconventional Natural Killer T Cells and Their Association With Clinical Severity in Human Graves Orbitopathy
Presenting Author: Sandra Salazar MD

P0166: The Orbital Strut: Anatomic and Radiographic Characterization and the Consequences of Removal vs. Preservation in Orbital Decompression Surgery
Presenting Author: Carisa K Petris MD

P0167: Analysis of Orbital Vasculature in Thyroid Orbitopathy by Immunohistochemistry
Presenting Author: Lindsay Wong

P0168: Management of Orbital Subperiosteal Hematoma in Pediatric Group Following Trauma
Presenting Author: Hamidreza Hasani MD

SESSION TWO

P0419: Comparative Evaluation of Ostium After External and Nonendoscopic Endonasal Dacryocystorhinostomy
Presenting Author: Anasua Ganguly MBCHB MSW

P0420: Comparison of 4 Surgical Methods on the Surgical Outcome in Endoscopic Dacryocystorhinostomy

Presenting Author: Hyeoncheol Roh MD

P0421: Clinical Significance of Biofilm on Silicone Tubes Removed From Silicone Tube Intubation Patients

Presenting Author: Hyeoncheol Roh MD

P0422: Modified Transconjunctival Dacryocystorhinostomy: An Aesthetic Approach

Presenting Author: Anasua Ganguly MBCHB MSW

P0423: Lacrimal Obstructive Features, Surgical Outcomes of External Dacryocystorhinostomy, and Risk Factors for Functional Failure: A 10-Year Experience

Presenting Author: Min Joung Lee MD

P0424: Endonasal Dacryocystorhinostomy Without Endoscope: Outcome in 134 Eyes

Presenting Author: Anasua Ganguly MBCHB MSW

P0425: Factors Associated With ≥ 2 Recurrences of Nonspecific Orbital Inflammation, aka Orbital Pseudotumor

Presenting Author: Puneet S Braich MD

P0426: Simplified Technique for Optic Nerve Sheath Fenestration Through Peritomy Incision Without Medial Rectus Muscle Disinsertion

Presenting Author: Imtiaz A Chaudhry MD PhD

P0427: No-Stitch Blepharoplasty

Presenting Author: John T LiVecchi MD

P0428: Pediatric and Adult Vision Restoration After Optic Nerve Sheath Decompression for Idiopathic Intracranial Hypertension

Presenting Author: Thomas A Bersani MD

P0429: A Novel CT-Based Technique for the Calculation of Bony Orbital Volume

Presenting Author: Shoaib Ugradar MBBS

P0430: Effect of Onabotulinum Toxin-A on Corneal Topography Indices in Patients With Hemifacial Spasm

Presenting Author: Teissy H Osaki MD

P0431: Sling Surgery for Blepharoptosis: Outcomes in 1090 Eyes

Presenting Author: Milind N Naik MBBS

P0432: An Experimental Study of the Effects of Cyclic Loading on Fascia Lata and Silicone Slings in Frontalis Suspension

Presenting Author: Omid Rohani MS

P0433: Use of Integra Dermal Substitute in the Exenterated Socket

Presenting Author: Leon Rafailov MD

P0434: Longitudinal Correlation of Thyroid-Stimulating Hormone (Thyrotropin) Receptor Antibody Change With Clinical Severity/Activity of Graves Ophthalmopathy

Presenting Author: Ji Won Kim MD

P0435: Three-Class Grading on Thyroid-Associated Orbitopathy

Presenting Author: Kelvin Kam Lung Chong MD

P0436: Evaluation of Choroidal Thickness in Graves Ophthalmopathy Using Swept Source OCT

Presenting Author: Jaehwan An MD

P0437: Hyaluronic Acid Gel Injection for Dysthyroid Upper Eyelid Retraction in Asian Patients

Presenting Author: Virongrong Surushniti

P0438: Orbital Radiotherapy for Graves Ophthalmopathy in Korean Patients

Presenting Author: Ji Won Kim MD

P0439: Revision Surgery in Orbital Trauma

Presenting Author: Gangadhara J K Sundar MBBS

P0440: Management of Orbital Medial Wall and Floor Fractures

Presenting Author: Stephanie M Young

P0441: Virtual Computer-Assisted Preoperative Planning and Stereolithographic Modeling in the Repair of Complicated Periorbital Fractures

Presenting Author: Leon Rafailov MD

P0442: Prophylactic Antibiotics Following Orbital Fractures

Presenting Author: Jijo Wang

Pediatric Ophthalmology, Strabismus

SESSION ONE

P0169: A Randomized Trial of Amblyz Liquid Crystal Occlusion Glasses vs. Traditional Patching for Treatment of Moderate Unilateral Amblyopia in Children

Presenting Author: Daniel E Neely MD

P0170: A Longitudinal Evaluation of Secondary IOL Implantation Outcomes in Pediatric Aphakia at Kellogg Eye Center / University of Michigan

Presenting Author: Jennifer A Galvin MD

P0171: Outcome of Primary Intraocular Implantation in Infants With Congenital Cataract

Presenting Author: Jaspreet Sukhija MBBS

P0172: Results of Lens Aspiration and IOL Implantation in Microspherophakia
Presenting Author: Rajesh Sinha

P0173: Cataract Surgery in Children With Buphthalmos
Presenting Author: Jaspreet Sukhija MBBS

P0174: Surgical Outcome of Illuminated Microcatheter for 360-Degree Trabeculotomy as a Secondary Procedure in Primary Congenital Glaucoma
Presenting Author: Ibrahim A Aljadaan MD

P0175: Findings of 15,665 Healthy Full-Term Neonatal Eye Screening Examinations
Presenting Author: Patrick Alfred Kim MD

P0176: OCT Morphology in Methylmalonic Aciduria With Homocystinuria CblcC-Related Maculopathy
Presenting Author: Roberto Caputo MD

P0177: Early Laser Treatment in Infants With Aggressive Posterior ROP
Presenting Author: Ramanuj Samanta MS

P0178: Incidence and Early Course of ROP in 3 U.S. Studies Over a 27-Year Period
Presenting Author: Graham E Quinn MD

✱ **P0179:** Strabismus Surgery Outcomes in the Infant Aphakia Treatment Study
Presenting Author: Erick D Bothun MD

P0180: Outcomes of Surgery in Patients With Sensory Strabismus
Presenting Author: Mehdi Tavakoli

P0181: Probability of Severe Retinal Hemorrhages in Infants From Causes Other Than Severe Shaking
Presenting Author: Thomas W Hejkal MD PhD

SESSION TWO

✱ **P0443:** Globe Axial Length Growth at Age 5 Years in the Infant Aphakia Treatment Study
Presenting Author: M Edward Wilson Jr MD

P0444: Secondary Capsulotomy for Posterior Capsule Management in Pediatric Cataract Surgery
Presenting Author: Zachary Elkin MD

P0445: Postoperative Outcomes of IOL Implantation in the Bag vs. Optic Capture in Pediatric Cataract Surgery: Randomized Clinical Trial
Presenting Author: Abhay Raghukant Vasavada MBBS FRCS

P0446: Long-term Outcomes of Anterior Chamber IOL Placement in a Pediatric Cohort
Presenting Author: Reid P Turner MD

P0447: Incidence of Glaucoma After Penetrating Keratoplasty in Children
Presenting Author: Bibiana J Reiser MD

P0448: Outcome of Deep Sclerectomy in Primitive Congenital Glaucoma
Presenting Author: Aurore AZIZ MD

P0449: Imaging the Extraocular Muscles With Anterior Segment OCT in the Pediatric Population and Measurement of the Distance From Limbus to Muscle Insertion
Presenting Author: Feyza Erenler

P0450: Refractive Trend of Stage 3 ROP
Presenting Author: Kim Hoang Le MD

P0451: Diagnostic Accuracy of a Digital Fundus Photographic System for Detection of ROP Requiring Treatment
Presenting Author: Phanthipha Wongwai MD

P0452: Acute Acquired Comitant Esotropia With Excessive Adduction
Presenting Author: Taekjune Lee MD

P0453: Quantification of Coarse Stereoacuity Using a 3-Dimensional Display Stereotest in Patients With Impaired Binocular Vision
Presenting Author: Sang Beom Han

P0454: Manifest Strabismus in Children Previously Diagnosed With Pseudostrabismus
Presenting Author: Edward Bloch MA MBBS

Refractive Surgery

SESSION ONE

P0182: Normative Values of the Cornea and Anterior Chamber Measured by the Pentacam in Equally Sized Age Cohorts of Caucasians
Presenting Author: Mehdi Shajari MD

P0183: Topography-Guided Photorefractive Keratectomy for Irregular Astigmatism Following Penetrating Keratoplasty
Presenting Author: Simon P Holland MD

P0184: Complication Rate of Over 1200 Consecutive Femtosecond Laser Cuts for LASIK
Presenting Author: Thomas Kohnen MD PhD FEBO

P0185: Role of Percent Tissue Altered on Post-LASIK Ectasia in Eyes With Suspicious Topography
Presenting Author: Marcony R Santhiago MD

P0186: Outcomes of Wavefront-Guided LASIK for Myopia Using a High-Definition Hartmann-Shack Aberrometer in Eyes With Large Pupils
Presenting Author: David R Hardten MD

P0187: Quality of Vision Outcomes With the WaveLight Refractive Suite at 6 Months After LASIK
Presenting Author: Michael Gordon MD

P0188: Effective Excimer Laser Centration Evaluation: Digital Centration Comparison Between Two Lasers
Presenting Author: Gregory J Pamel MD

P0189: Higher-Order Aberration Changes After Customized Femtolasers-Assisted LASIK vs. Laser-Assisted Subepithelial Keratectomy for the Correction of High Myopia and Astigmatism
Presenting Author: Seyed Javad Hashemian MD

P0190: Contralateral Eye Comparison Between Femtosecond Small Incision Intrastromal Lenticule Extraction at Depths of 100 and 160 Microns
Presenting Author: Mohamed Hassan Elkhawaga MBChB

P0191: Early Results of Hyperopic Small-Incision Lenticule Extraction (SMILE) in Amblyopic Eyes
Presenting Author: Dan Z Reinstein MD

P0192: Current Opinions on Corrective Laser Refractive Surgery
Presenting Author: Helen N Chung MD

P0193: Comparison of With-the-Rule and Against-the-Rule Astigmatism Correction With Small-Incision Lenticule Extraction (SMILE)
Presenting Author: Dan Z Reinstein MD

P0194: Visual Outcomes of Decentration During Small-Incision Lenticule Extraction (SMILE)
Presenting Author: John Xin Hao Wong MBBS

P0195: Outcomes of the Visian Implantable Collamer Lens With and Without Centraflow
Presenting Author: David W Teenan MBChB

P0196: Two-Year Follow-up of Corneal Inlay Implant for Presbyopia Correction Under Confocal Microscopy
Presenting Author: Eliane-Mayumi Nakano MD

P0197: Is PRK Better Than LASIK for Extreme Myopia?
Presenting Author: Karolien M Termote MD

P0198: Predictive Factors Associated With the Degree of Intraoperative Cyclotorsion During Photorefractive Keratectomy
Presenting Author: Shima Dehghani MD

P0199: A Novel Silicone Corneal Shield Delivers Faster Recovery of UDVA Than a Bandage Contact Lens After PRK: A Prospective Eye-to-Eye Comparison
Presenting Author: Christopher S Sales MD

SESSION TWO

P0455: Hydrogel Ocular Sealant for Wound Closure During Intrastromal Corneal Ring Segment Implantation
Presenting Author: Ruju Rai MD

P0456: Ocular Response Analyzer Distributions of Keratoconus Match Index and Keratoconus Match Probabilities in Normal, Suspect, and Keratoconic Eyes
Presenting Author: Tahra Ali Almahmoud MBBS

P0457: Integrity of Intrastromal Arcuate Keratotomies Performed by Femtosecond Laser
Presenting Author: Maheen Haque MD

P0458: Three-Year Changes of Corneal Biomechanical Properties After LASIK
Presenting Author: Huan N Pham MD

P0459: Patient-Reported Outcomes After Wavefront-Guided LASIK for Myopia Using a High-Definition Hartmann-Shack Aberrometer
Presenting Author: Ayman Boutros MD

P0460: Long-term Course of Contrast Sensitivity in Eyes Following LASIK for the Treatment of Myopia
Presenting Author: Osamu Hieda MD

P0461: Epithelial Remodeling Comparison Following Myopic Small-Incision Lenticule Extraction (SMILE) vs. Myopic LASIK
Presenting Author: Costas H Karabatsas MD

P0462: Ablative Zone Centration Following Corneal Flap Creation as a Source of Treatment Displacement Decentration in Microkeratome LASIK
Presenting Author: Ankur Ralhan

P0463: Comparison of IOL Powers Obtained by OCT, Optical Biometry, and Ray Tracing After Myopic Refractive Surgery
Presenting Author: Jatin Naresh Ashar MD

P0464: Small-Incision Lenticule Extraction (SMILE) Procedure for the Correction of Myopia and Astigmatism: Four-Year Results
Presenting Author: Arturo J Ramirez-Miranda MD

P0465: Corneal Epithelial Remodeling: A Potential Source of Refractive Regression After Small-Incision Lenticule Extraction (SMILE)?
Presenting Author: Nikolaus Luft MD

P0466: Corneal Topography Stability After 3 Years of Central PresbyLASIK Treatment
Presenting Author: Ahmed A Abdou MD PHD

P0467: Scanning Electron Microscopy and Energy Dispersive X-Ray Spectroscopy Analyses of Corneal Inlays for Correction of Presbyopia After Explantation
Presenting Author: Sandra M Beer MD

P0468: Evaluation of Transepithelial PRK After Modification of Laser Beam Profile
Presenting Author: David T Lin MD

P0469: Custom Surface Ablation With Schwind Amaris 750 Hz vs. 1050-Hz Plus Smart Pulse Technology: Intraoperative Measurements and Clinical Outcomes
Presenting Author: Fabrizio I Camesasca MD

P0470: Bilateral Implantation of a Trifocal Toric IOL: A Prospective Study Measuring Quality of Vision and Refractive Results
Presenting Author: Rui Carneiro Freitas

Retina, Vitreous

SESSION ONE

P0200: Comparison of 2 Mineralocorticoid Receptor Antagonists in the Treatment of Central Serous Chorioretinopathy
Presenting Author: Paola Carrai MD

P0201: Retinal Pathology More Likely in Complement-Mediated Than Immune Complex-Mediated Glomerulopathy
Presenting Author: Lauren A Dalvin MD

P0202: Reduction of Central Choroidal Thickness After Intravitreal Bevacizumab for Diabetic Macular Edema and Its Correlation With Central Macular Thickness
Presenting Author: Ramin Nourinia MD

P0203: Impact of Tomographic and Clinical Features on Visual Outcome in Neovascular AMD: An Integrated Multimodal Imaging Analysis
Presenting Author: Giuseppe Casalino MD

P0204: One-Year Efficacy of Intravitreal Bevacizumab Injection for Chronic, Atypical, or Recurrent Central Serous Chorioretinopathy
Presenting Author: Ji Hun Song MD

P0205: Intravitreal Aflibercept in the Treatment of Polypoidal Choroidal Vasculopathy
Presenting Author: Timothy Y Lai MD FRCOphth FRCS

P0206: Circumscribed Choroidal Hemangiomas in the Anti-VEGF Era
Presenting Author: Han Kim MD

P0207: Classification and Correlation of Spectral Domain OCT-Visualized Drusen Substructures With Drusen Progression in Non-neovascular AMD
Presenting Author: Malini Veerappan

P0208: Is There an Association Between Macular Atrophy Development and Pigment Epithelial Detachment in HARBOR?
Presenting Author: David A Eichenbaum MD

P0209: Efficacy and Safety of Reduced-Fluence Photodynamic Therapy in the Treatment of Polypoidal Choroidal Vasculopathy
Presenting Author: Wei Kiong Ngo MBBS

P0210: Treat-and-Extend vs. P.R.N. Dosing Regimens for Ranibizumab in the Treatment of Neovascular AMD
Presenting Author: Joshua Luis MBBS

P0211: Association of the VEGF Genes With AMD and Polypoidal Choroidal Vasculopathy
Presenting Author: Marten Brelen MBCH

P0212: Safety of Intravitreal Aflibercept Injection From RE-VIEW in Neovascular AMD
Presenting Author: Michael A Singer MD

P0213: Defining a Minimum Set of Standardized Patient-Centered Outcome Measures for Macular Degeneration
Presenting Author: Ian A S Rodrigues MD

P0214: The Relationship Between Reticular Pseudodrusen and Severity of AMD
Presenting Author: Jaclyn L Kovach MD

P0215: Treatment Outcomes Among Subtypes of Polypoidal Choroidal Vasculopathy in a Multicenter, Randomized, Controlled Trial
Presenting Author: Colin S Tan MBBS

P0216: Visual Acuity Following Cataract Surgery in Patients Receiving Ranibizumab for Diabetic Macular Edema in RIDE/RISE
Presenting Author: Andrew A Moshfeghi MD MBA

P0217: Intravitreal Aflibercept Injection After Prior Therapy for Diabetic Macular Edema: 148-Week Outcomes of VISTA
Presenting Author: Diana V Do MD

P0218: Turning Back the Clock: Regression of Diabetic Retinopathy With Ranibizumab—How Much, How Long, and How Durable?

Presenting Author: Michael J Elman MD

P0219: Smartphone-Based Teleophthalmology Screening for Diabetic Eye Disease

Presenting Author: Brian C Toy MD

P0220: Recurrence Rates After Spironolactone Therapy in Chronic Serous Central Chorioretinopathy

Presenting Author: Kristina Prause MD

☆ P0221: Surgical Procedure and Visual Outcome in 29 Blind Retinitis Pigmentosa Patients After Transchoroidal Implantation of Subretinal Alpha-IMS Device

Presenting Author: Helmut Sachs MD

☆ P0222: Intravitreal Aflibercept for the Treatment of Persistent Central Serous Chorioretinopathy: A Prospective, Randomized Study

Presenting Author: Young Hee Yoon MD

P0223: The Decline of Full-Field Stimulus Threshold and Foveal Sensitivities in Choroideremia

Presenting Author: Paul R Freund MD

P0224: Serum Hypercoagulability States in Coats Disease

Presenting Author: Fariba Ghassemi

P0225: Postoperative Endophthalmitis in Western Australia: A Whole-Population Study

Presenting Author: Jonathon Q Ng MBBS

P0226: Clinical Validation of Automated Leakage Analysis of Wide-Field Angiography in Uveitis

Presenting Author: Paula E Pecun MD

P0227: Efficacy of 532-nm Micropulse Laser in the Treatment of Diabetic Macular Edema

Presenting Author: Jose Carlos Ferreira Mendes MD

P0228: ROP Score as a Predicting Factor for ROP in a Brazilian Population: A Cohort Study

Presenting Author: Cesar Martins Cortez Vilar MD

P0229: Cytokine Kinetics Between Ranibizumab and Aflibercept in Central Retinal Vein Occlusion With Macular Edema

Presenting Author: Hidetaka Noma MD

P0230: Noncontact Slitlamp Biomicroscopic Examination of the Fundus Using a 20-D Lens: A Novel Technique

Presenting Author: Koushik Tripathy MD MBBS

P0231: Ocular Manifestations of Transthyretin Amyloidosis

Presenting Author: Margaret Mary McGlynn Reynolds MD

P0232: Impact on Clinic Capacity of Using Aflibercept for Neovascular AMD in Year 2 in Calderdale and Huddersfield NHS Foundation Trust

Presenting Author: Adil Akber Haji Ibrahim MBCHB

P0233: Risk Prediction for Progression to Advanced Stages of AMD Including 10 Common and Rare Genetic Variants

Presenting Author: Johanna M Seddon MD

P0234: Retinal Detachment in Western Australia: A Whole-Population Study

Presenting Author: Jonathon Q Ng MBBS

P0235: Are Retrobulbar Cysts in Optic Nerve Coloboma and Morning Glory Syndrome Associated With Retinal Detachment?

Presenting Author: Yufeng Nancy Chen

P0236: Blood Serotonin Levels in Central Serous Chorioretinopathy

Presenting Author: Tsutomu Sakai MD

P0237: Strategies for Improving Patient Comfort During Intravitreal Injections

Presenting Author: Jessica Gomez MD

P0238: Long-term Characteristics of Phosphenes Produced by Argus II Retinal Prosthesis

Presenting Author: Yvonne Hsu-Lin Luo

P0239: Predictive Factors for Improvement in Anatomical and Functional Outcomes of Ozurdex in Refractory Diabetic Macular Edema

Presenting Author: Felix Alexander Manco-Lavado MD

P0240: Anatomical and Visual Outcomes Following Novel Collagenolytic Enzyme Treatment for Pharmacological Vitreolysis in Symptomatic Vitreomacular Traction Syndrome

Presenting Author: Pavel Lyskin MD

P0241: Vitreous Proteomics Demonstrates That C-Kit Parallels Severity of Diabetic Macular Edema

Presenting Author: Matthew S J Katz MD

P0242: Choroidal Neovascularization Treatment Response Evaluated by Quantitative OCT Angiography

Presenting Author: Steven T Bailey MD

P0243: Relationship Between Visual Function and Outer Retinal Structure in Retinal Degenerations

Presenting Author: Irina De La Huerta MD

P0244: Clinical and Echographic Features of Retinochoroidal and Optic Nerve Colobomas
Presenting Author: Vincent Venincasa MD

P0245: Increased Inward Deflection of Foveal Photoreceptors Is the Earliest Sign of Traction on Fovea
Presenting Author: Murat Hondur MD

P0246: Clinical and Genetic Characteristics of Pseudodrusen Subtypes
Presenting Author: Sufian Mohamed Elfandi

P0247: Macular Atrophy in Patients With Neovascular AMD Under Long-term Anti-VEGF Treatment
Presenting Author: Marion Ronit Munk MD

P0248: Wide-Field Angiography in Patients Without Peripheral Disease: A Study of Normal Peripheral Findings
Presenting Author: Ankoor R Shah MD

P0249: Correlation Between Length of External Limiting Membrane, Ellipsoid and Interdigitation Zone Defects, and Visual Outcomes in Patients Submitted to Macular Hole Surgery
Presenting Author: Marcio B Nehemy MD

P0250: OCT Angiography of Idiopathic Juxtafoveal Telangiectasia
Presenting Author: Lavanya KC

P0251: Sequential Morphological Changes in the CNV Net After Intravitreal Anti-VEGF Evaluated With OCT Angiography: Redefining Standards
Presenting Author: Joao Marques MD

P0252: Geographic Atrophy and Activity of Choroidal Neovascularization in Retinal Angiomatous Proliferation
Presenting Author: Jiwon Baek MD

P0253: Prevalence of Reticular Pseudodrusen in AMD Using Multimodal Imaging
Presenting Author: Thibaud Mathis

P0254: Neuroretinal and Choroidal Changes in Type 1 and Type 2 Diabetic Patients
Presenting Author: Luisa Pierro MD

P0255: Wide-Field Swept Source OCT for Disease in the Retinal Periphery
Presenting Author: Ryan McNabb PHD

P0256: Microaneurysms in Deep Capillary Plexus Layer Are Associated With Diabetic Macular Edema
Presenting Author: Miho Nozaki MD


P0257: Noninvasive Angio-OCT Reveals Severe Attenuation of Deep Capillary Macular Vascular Flow Index in Nonproliferative Diabetic Retinopathy
Presenting Author: K V Chalam MD PhD

P0258: Correlation of Retinal Neurodegeneration With Measures of Peripheral Autonomic Neuropathy in Type 1 Diabetes With Nonproliferative Diabetic Retinopathy
Presenting Author: Berthold Pemp MD

P0259: Validation of the Retinal Detachment After Open-Globe Injury (RD-OGI) Score as an Effective Tool for Predicting RD-OGI
Presenting Author: Tomasz Stryjewski MD

P0260: Validation of the Ocular Trauma Score in Deadly, Weapon-Related Open-Globe Injuries
Presenting Author: Soner Guven MD

P0261: Evaluation of Choroidal Hemangioma With Enhanced Depth Imaging OCT
Presenting Author: Zeynep Gurselozkurt

 **P0262:** The Argus II Retinal Prosthesis in Retinitis Pigmentosa Patients: Surgical and Functional Outcomes From a Collaborative Retina Study Group
Presenting Author: J Fernando Arevalo MD FACS

P0263: New Prototype of Ultrasonic Harmonics Vitrector: Fluidics Analysis, First Report
Presenting Author: Paulo E Stanga MD

P0264: Clinicopathological Features of Epiretinal Membrane in Silicone Oil-Filled Eyes
Presenting Author: Yoshiaki Tanaka MD

P0265: Vision-Related Quality of Life After Vitrectomy for Diabetic Retinopathy and the Relationship With Binocular Visual Acuity: Five-Year Prospective Study
Presenting Author: Hiroshi Nakashima MD

P0266: Safety and Efficiency of 27-Gauge Vitrectomy
Presenting Author: Kazuhito Yoneda

P0267: The Argus II Retinal Prosthesis: Surgical and Functional Outcomes in Younger Retinitis Pigmentosa Patients
Presenting Author: J Fernando Arevalo MD FACS

P0268: Longitudinal Changes in Retinal Nerve Fiber Layer Thickness After Vitrectomy with Internal Limiting Membrane Peeling for Idiopathic Macular Hole
Presenting Author: Kouichi Ohta MD

P0269: Outcome of Management of Retinal Detachments in Eyes With Chorioretinal Coloboma
Presenting Author: Marwan A Abouammoh MBBS

P0270: Breakthrough Vitreous Hemorrhage In Neovascular AMD: Prognostic Indicators And Outcomes
Presenting Author: Danny Mammo

SESSION TWO

✱ **P0471:** Safety of Bilateral Simultaneous Intravitreal Injection of Anti-VEGF Drugs
Presenting Author: Daniel B Gosling MBBS

P0472: Assessment of Retinal Perfusion Using Ultrawide-Field Imaging in Patients With Diabetic Retinopathy Treated With Intravitreal Bevacizumab
Presenting Author: Lior Lipsky MD

P0473: Clinical Characteristics of Geographic Atrophy and Drusen in Japanese Patients With AMD
Presenting Author: Masaaki Saito MD

P0474: Giant Polypoidal Choroidal Vasculopathy
Presenting Author: Elton Lik Tong Tay MBBS

P0475: Outcomes of Adjunct Intravitreal Triamcinolone for Exudative Detachments in Coats and Other Retinal Telangiectasias
Presenting Author: Mitali Jawahar Khodani MS FICO

P0476: Clinical Findings of the Posterior Uveal Effusion Syndrome
Presenting Author: Scott E Pautler MD

P0477: Effect of Paracentesis on Retinal Nerve Fiber Layer Thickness During Intravitreal Anti-VEGF Therapy
Presenting Author: Tamara R Vrabec MD

P0478: Response of Pigment Epithelial Detachments in Macular Degeneration to Aflibercept: 24-Month Results From the ROLL Trial
Presenting Author: Emily Thompson

P0479: Efficacy of Intravitreal Aflibercept in Wet AMD Subgroups in the Randomized, Double-Masked, Photodynamic Therapy-Controlled SIGHT Study
Presenting Author: Xiaoxin Li MD

P0480: Even Study: Prospective Multimodal Analysis of Aflibercept for Pigment Epithelial Detachment in Neovascular AMD
Presenting Author: Clement K Chan MD

P0481: An Open-Label, Dose-Escalation Safety Study of REGN2176-3 in Patients With Neovascular AMD
Presenting Author: David S Boyer MD

✱ **P0482:** Copy Number Polymorphism Analysis of the Complement Factor H Locus in VIEW 1 Neovascular AMD Patients
Presenting Author: Nancy M Holekamp MD

P0483: The United Kingdom Neovascular Age-Related Macular Degeneration Database: Report 4. Inter-Centre Variation in Visual Acuity Outcomes and Establishing "Real-World," Clinical Measures of Quality Care
Presenting Author: Javier Zarranz-Ventura MD PHD

✱ **P0484:** Epimacular Brachytherapy for Treated Neovascular AMD (MERLOT): One-Year Safety/Efficacy
Presenting Author: James Neffendorf MA MBBS

P0485: Retinal Pigment Epithelium Atrophy Progression Over Polypoidal Choroidal Vasculopathy Lesions
Presenting Author: Taiichi Hikichi MD

P0486: Canadian Treat-and-Extend Analysis Trial With Ranibizumab in Patients With Neovascular AMD: Interim Analysis of the CANTREAT Study
Presenting Author: Peter J Kertes MD

P0487: Macula Function Changes Associated With Anti-VEGF Therapy Can Be Monitored by a Mobile Self-testing Device
Presenting Author: Yu-Guang He MD

P0488: Influence of Baseline Glycosylated Hemoglobin (HbA1c) on the Efficacy of Ranibizumab for Diabetic Macular Edema
Presenting Author: Alok S Bansal MD

P0489: Efficacy and Side Effect of Fluocinolone Acetate Intravitreal Implant in the Treatment of Persistent and Chronic Diabetic Macular Edema: A Tertiary Multicentered Study
Presenting Author: Ibrahim Elaraoud MD

P0490: A Clinical Trial of Zeaxanthin Supplementation in Patients With Macular Telangiectasia
Presenting Author: Rene Y Choi MD

✱ **P0491:** Intravitreal Aflibercept Injection for Previously Treated Macular Edema Associated With Central Retinal Vein Occlusions: Twelve-Month Results From the NEWTON Study
Presenting Author: Rahul Khurana MD

P0492: ArChiMEDES: Intravitreal Aflibercept for Persistent Central Retinal Vein Occlusion-Associated Macular Edema Despite Prior Anti-VEGF Therapy

Presenting Author: Franco M Recchia MD

P0493: Novel Phenotypic Observations in Patients With Macular Dystrophy With Hypotrichosis (CDH3 Mutations)

Presenting Author: Arif O Khan MD

P0494: Peripherin Mutations Cause Recessive Leber Congenital Amaurosis and Dominant Maculopathy in Asymptomatic Heterozygous Parents

Presenting Author: Arif O Khan MD

★ P0495: Measurement of Retinal Vascular Indices in Patients With Retinitis Pigmentosa Using Novel Technology of OCT-Angiography

Presenting Author: Sandeep Grover MD

P0496: High-sensitivity C-Reactive Protein and Complement Factor H Polymorphism Interaction in AMD

Presenting Author: Masoud Soheilian MD

P0497: Increasing Percentage of MRSA in Endophthalmitis

Presenting Author: Danielle S Strauss MD

P0498: Low-Fluence Photodynamic Therapy vs. Yellow-Wavelength Micropulse Laser in Treatment of Chronic Central Serous Chorioretinopathy

Presenting Author: Emin Ozmert

P0499: Population-Based Quantification of Rapid Tightening in Glycemic (HbA1C) Control and Associated Diabetic Retinopathy Risk

Presenting Author: Lai Ling Tan MBCHB

P0500: Qualities of the Ideal Vitreoretinal Fellow and Attending: Perspectives of the Attendings and Fellows

Presenting Author: Jessica Lee MD

P0501: Topical NSAID Does Not Prevent Postop Cystoid Macular Edema

Presenting Author: John F Paschal MD

P0502: Innovative Method for Ocular Anesthesia for Vitreoretinal Surgeries in Children

Presenting Author: Mehul A Shah MBBS

P0503: Reducing Patient Flow Times in a Retina Clinic

Presenting Author: Thomas A Ciulla MD

P0504: Choroidal Thickness Change After Intravitreal Anti-VEGF Treatment in Retinal Angiomatous Proliferation and Recurrence of the Disease

Presenting Author: Yong-Kyu Kim MD

P0505: Screening for Diabetic Retinopathy in a Primary Care Setting Using Telemedicine

Presenting Author: Antonio Ferreras MD PhD

P0506: Sutureless Iris Repair: Cauterization Technique

Presenting Author: Marcin Stopa MD PHD

P0507: Geographic Atrophy Lesion Size: Relationship to Maximum Reading Speed in Patients With AMD Through 18 Months

Presenting Author: Rohit Varma MD MPH

P0508: Custom-Designed Approach to Treatment with Algorithms (C-DATA)

Presenting Author: Nabil M Jabbour MD

P0509: Polypoidal Choroidal Vasculopathy in the United States and United Kingdom

Presenting Author: Tarek Alasil MD

P0510: A Comparison of the Effect of Ranibizumab and Aflibercept in Fibrovascular Pigment Epithelial Detachments

Presenting Author: Michael Karampelas MD

P0511: The Sensitivity and Specificity of Confocal Near Infrared Reflectance Imaging in Detecting Hydroxychloroquine Retinopathy

Presenting Author: Chong Lee COA

P0512: A New Approach to Immunomodulatory Therapy of Macular Disease

Presenting Author: Alexander Cha

P0513: Changes in Ocular Surface Flora With Repeated Use of Topical Ofloxacin After Intravitreal Injections

Presenting Author: Roslyn Kathryn Manrique Lipa MD

P0514: Examination of Seasonal Variation in Retinal Vessel Caliber

Presenting Author: Kojiro Imai MD

P0515: Familial Exudative Vitreoretinopathy: Microstructural Phenotyping of the Vitreoretinal Interface, Retina, and Choroid

Presenting Author: Yoshihiro Yonekawa MD

P0516: Fundus Autofluorescence After Half-dose Photodynamic Therapy for Chronic Central Serous Chorioretinopathy

Presenting Author: Kyoko Fujita MD

P0517: Early Change in Visual Function in Diabetes: A Longitudinal and Prospective Study
Presenting Author: *Karl-Joan Hellgren MD*

P0518: Detection of Microvascular Changes in Diabetes Eyes Without Clinical Retinopathy Using OCT Angiography
Presenting Author: *Talisa E de Carlo*

P0519: A Novel OCT Biomarker for Anti-VEGF Response in Classic Choroidal Neovascularization
Presenting Author: *Lin Lu MBBS*

☆ P0520: Quantitative Characterization of Ellipsoid Zone Alterations Following Intravitreal Ocriplasmin
Presenting Author: *Yuji Ito MD*

P0521: Wide-Field Infrared Imaging: A Descriptive Review of Characteristics of Retinoschisis, Retinal Detachment, and Schisis Detachments
Presenting Author: *Vincent Y Ho MD*

P0522: Comparison of Color Photos and Autofluorescence Images for Geographic Atrophy in the Age-Related Eye Disease Study 2 (AREDS2)
Presenting Author: *Amitha Domalpally MBBS*

P0523: Choroidal Structural Analyses After Half-Dose Photodynamic Therapy for Central Serous Chorioretinopathy
Presenting Author: *Hideki Koizumi MD*

P0524: The Relationship Between Outer Retinal and Choroidal Thickness in Pathologic Myopia
Presenting Author: *Ichiro Maruko MD*

P0525: Subretinal Drusenoid Deposits and Subfoveal Choroidal Thickness in a Coronary Artery Disease Cohort
Presenting Author: *Patrick A Kaszubski*

P0526: Measurement of Foveal Avascular Zone Dimensions and Its Reliability in Healthy Subjects Using OCT Angiography
Presenting Author: *Abtin Shahlaee*

P0527: Association Between Foveal Pathomorphology and Microcirculatory Status in Eyes With Retinal Vein Occlusion-Associated Macular Edema
Presenting Author: *Yuto Iida MD*

P0528: Retinal Oximetry and Neovascularization in Proliferative Diabetic Retinopathy
Presenting Author: *Nicole K Sripsema MD*

P0529: Objective Vitreous Inflammation Measurement Using Cirrus High-Definition OCT
Presenting Author: *Javier Zarranz-Ventura MD PHD*

P0530: Pediatric Traumatic Retinal Detachments: Clinical Characteristics and Outcomes
Presenting Author: *Gokhan Gurelik MD*

P0531: Outcomes of Vitreoretinal Interventions for Rhegmatogenous Retinal Detachment in Eyes Treated for Retinoblastoma
Presenting Author: *Raksha Rao FICO MBBS MS*

P0532: Epiretinal Membrane Peeling in Patients With Good Starting Preop Vision
Presenting Author: *Nicholas D Chinskey MD*

P0533: Foveal Detachment After Idiopathic Macular Hole Treatment
Presenting Author: *Elise Philippakis MD*

P0534: Comparison of Retinal Layer Segmentation Between Silicone oil and Gas Tamponade in Eyes With Macular-on Retinal Detachment Using OCT
Presenting Author: *Min Kim MD*

P0535: Level of Vascular Endothelial Growth Factor in Vitreous Fluid of Proliferative Diabetic Retinopathy Patients and Prognosis After Vitrectomy
Presenting Author: *Yukihiko Suzuki MD*

P0536: Incidence of Macular Pucker After Vitrectomy With or Without Internal Limiting Membrane Peeling for Primary Rhegmatogenous Retinal Detachment
Presenting Author: *Kotaro Tsuboi MD*

P0537: Fundus Autofluorescence Images in Gas-Filled Eyes Immediately After Macular Hole Surgery
Presenting Author: *Makoto Inoue MD*

P0538: The Relationship Between the Ultrastructural Features of Epiretinal Membrane Pathology Specimens and Clinical and OCT Findings
Presenting Author: *Ajay E Kuriyan MD*

Vision Rehabilitation

SESSION TWO

P0539: Scleral Fixation IOL With Artificial Iris in the Correction of Post-traumatic Aphakia and Aniridia
Presenting Author: *Ana Carolina Pereira do Vale Sr MD*

Video Program

Saturday – Tuesday, Nov. 14 - 17 Level 1, Hall G and Level 2

Watch surgical videos at your convenience on the Videos on Demand computer terminals. Starting Nov. 14, view through the Mobile Meeting Guide: www.aao.org/mobile.

Best of Show Videos

★ Videos were selected as “Best of Show”. Attend the Best of Show Awards Ceremony: Learning Lounge, Hall A, Booth 221, Tuesday, 10:15 AM.

Fan Favorite Videos

Vote for your favorite video 9 AM Saturday - 12 PM Monday through the Mobile Meeting Guide. Attend the Fan Favorite Video Presentation: Learning Lounge, Hall A, Booth 221, Monday, 3:45 PM.

Cataract

V01: Cortical Aspiration: A Clean Sweep
Abhay Raghubant Vasavada MBBS FRCS

V02: IOL Scaffold: A Plethora of Indications
Athiya Agarwal MD

V03: An Ectopic Surgery in the Management of Ectopia Lentis
Catarina Pedrosa MD

★ **V04:** Instantaneous, Precise, Automated Capsulotomy Using a Novel Disposable Intraocular Instrument With Nanopulse Technology
David F Chang MD

★ **V05:** Exploring the Limits Of Femtosecond Laser-Assisted Cataract Surgery
Dilraj Singh Grewal MD

V06: Capsular Bag Transplantation
Fernando Gonzalez Del Valle MD

V07: Double-Needle Iris/IOL Fixation
John C Hart MD FACS

V08: The 10 Commandments
Mohan Rajan MD MBBS

V09: Fun With Femtosecond Lasers
Nick Mamalis MD

V10: Preventing Uveal Effusion in Nanophthalmos Is Not Easy!
Nikhil Shreeram Choudhari

V11: Strange Stories, Amazing Facts: The Wavefront Omnibus
Samaresh Srivastava Sr MD

V12: Utility of Endoilluminator for Anterior Segment Diagnostic and Surgical Interventions
Sunita Chaurasia MD

V13: A New Kid on the Block Opens Doors to the Future
Suven Bhattacharjee MS

Cornea, External Disease

V14: Topographic Implementation of UV-A Fluence on Customized Corneal Cross-Linking for Progressive Keratoconus Management (Modified Athens Protocol)
A John Kanellopoulos MD

V15: Management of Corneal Perforation in the Thin Corneas of Ehlers-Danlos Syndrome by Fashionable Corneal Graft and Fibrin Glue
Ali A AlRajhi MD

V16: Infant/Young Donor Keratoplasty: The PDEK Advantage
Amar Agarwal MD

V17: Surgical Pearls for Pneumodissection in Tissue Harvesting for Pre-Descemet Endothelial Keratoplasty
Karolien M Termote MD

V18: Shield Ulcer Surgical Treatment
Denise Wajnsztajn MD

V19: First Instar Larva of *Oestrus ovis*: Caught in Action
Sudarshan Khokhar

V20: Long-Term Safety and Efficacy of High-Fluence Collagen Cross-Linking of the Vehicle Cornea in Boston Keratoprosthesis Type 1
George Asimellis PhD

V21: Descemetorhexis Without Transplantation for Fuchs' Dystrophy
Gregory Moloney MD

V22: Management of Air Bubble Complications in DSAEK surgery
Javed H Farooqui MBBS

V23: Surgical Techniques of Modern Keratopigmentation
Jorge L Alio MD PhD

V24: Keratoplasty on the Edge: Solving Corneal Nightmares
Maria T Iradier MD PhD

V25: Femto Tattoo
Mario John Saldanha MBBS

V26: Contact Lens-Assisted Loading and Delivery of Tri-Folded (Endothelium-In) DMEK Grafts Using A Pull-Through Technique
Massimo Busin MD

V27: The Horseshoe Tuck: A Novel Technique for Advanced Terrien's Marginal Degeneration With Perforation
Merle Fernandes MD

V28: Lamellar Keratoplasty for Limbal Dermoid in Children
Noemi Barnils Sr MD

V29: Intrastromal Fluid Drainage With Air Tamponade Anterior Segment Optical Coherence Tomography-Guided Technique for the Management of Acute Corneal Hydrops
Rasik B Vajpayee MD

V30: Back From the Edge of an Abyss
Sanjib Banerjee MBBS

V31: Ipsilateral Simple Limbal Epithelial Transplantation
Sujata Das MBBS

Glaucoma

V32: Scleral Patch Graft for the Management of Late Leaking Filtering Bleb
Monica Thakur MBBS MD

V33: Newborn Glaucoma With Imperforate Pupil
Rashmi Krishnamurthy MD

V34: Managing Drawbacks in Unconventional Successful Glaucoma Surgery: Stent Exposure
Antonio Fea MD

V35: Translimbal Ab Interno Bleb Revision
Davinder S Grover MD

V36: The Mysterious Case of the Disappearing Tube
Jeffrey L Olson MD

V37: Novel Glaucoma Screening in an Outreach Eye Camp in the Developing World
Rengaraj Venkatesh MBBS

V38: Optimization of Angle Surgery With the A.C.T. (Anesthesia, Control, Timing)
Shakeel R Shareef MD

Global Ophthalmology

V39: Indirect Ophthalmoscope Designed for Extreme Affordability
Aaron Wang MD

V40: Cybersight: Global Eye Care and Education Evolved
Joscelyn Daguna

Orbit, Lacrimal, Plastic Surgery

V41: Lacrimal Endoscopy for the Treatment of Lacrimal Canaliculitis Induced by Punctal Plug Migration
Hiroshi Tanaka

V42: Superior Lateral Cantholysis-Assisted Transconjunctival Orbitotomy: A Minimally Invasive Approach to the Superonasal Intraconal Space
Ho-Seok Sa MD PhD

V43: Identification and Retrieval of Lodged Punctal Plugs Using Lacrimal Endoscopy
Juwan Park MD

V44: Evisceration With Implant: The 4-Petal Technique (3D-Enabled Video)
Milind N Naik MBBS

Pediatric Ophthalmology, Strabismus

V45: Direct Diode Laser Photocoagulation Utilizing Endoscopic Photocoagulation Technology for Management of Traumatic Cyclodialysis Cleft Associated With Ocular Hypotony
Ibrahim A Aljadaan MD

Refractive Surgery

✦ **V46:** Refractive Lenticule Extraction Complications
Arturo J Ramirez-Miranda MD

V47: Percent Tissue Altered: The Story of Its Significant Role as a Risk Factor for Ectasia
Marcony R Santhiago MD

Retina, Vitreous

V48: Management of Subretinal Bands in Vogt-Koyanagi-Harada Syndrome
Alexander L Ringeisen MD

V49: The Technique of Formation of the ILM Fragment for Macular Hole Closure in the Surgical Treatment of Large Macular Hole
Iurii Belyi DO

V50: Island-Off Technique for Internal Limiting Membrane Peeling in Epiretinal Membrane With Macular Distortion
DuckJin Hwang MD

V51: Surgical Treatment of Myopic Traction Maculopathy
Fernando Gonzalez Del Valle MD

V52: Removal and Reimplantation of Anteriorly Migrated Dexamethasone Intravitreal Implant (Ozurdex)
Homayoun Tabandeh MD MS FRCP FRCOphth

✦ **V53:** Complications Make Me Feel Lonely
J Fernando Arevalo MD FACS

V54: What Lies Beneath! Retinectomy for Large Submacular Hemorrhage
Manish Nagpal MD

✦ **V55:** Modified Macular Hole Surgery Without Gas Tamponade: Utilizing Inverted ILM Flap and Autologous Gluconated Whole Blood
Meena Chakrabarti MBBS

V56: Fine-Tuning Diabetic Vitrectomies
Meena Chakrabarti MBBS

✦ **V57:** Scleral Auto Graft for Management of Chronic Maculopathy Associated With Optic Nerve Head Pit
Narendran Venkatapathy MBBS

V58: Rings of Broken Promises
Nivean Madhivanan MBBS MS

V59: Expulsive Suprachoroidal Hemorrhage: Don't Worry, VR Here
Ritesh Narula MBBS

DME 2020

FOCUS ON MULTIPLE TARGETS

SYMPOSIUM

Friday, November 13, 2015, 6:00–7:30 PM

The Mirage, Grand Ballroom B&C

3400 Las Vegas Blvd. South, Las Vegas, NV

Register at www.AllerganDME2020.com

Diabetic macular edema (DME) is a leading cause of visual impairment in the diabetic population.

By 2020, more than 42 million people will be living with diabetes in the US.

Given these alarming statistics, understanding the multifactorial physiology of DME and the clinical implications is critical.

PROGRAM EDUCATIONAL OBJECTIVES

- Gain understanding of diabetes mellitus and the effects of systemic disease
- Gain insights into the effects of diabetes on retinal and vascular components of the eye
- Learn about the emerging understanding of the multifactorial pathophysiology of DME and potential clinical implications

AGENDA

6:00–6:15 PM	Dinner
6:15–6:20 PM	Welcome and introduction Seenu Hariprasad, MD <i>University of Chicago Medicine</i>
6:20–6:35 PM	The diabetic proinflammatory state <i>Understanding diabetes mellitus and the effects of systemic disease</i> Nicola Abate, MD <i>The University of Texas Medical Branch</i>
6:35–6:55 PM	Current insights into the pathophysiology of DME: the role of inflammation <i>Effects of inflammatory mediators on vascular and retinal components</i> Caroline Bauman, MD <i>Boston Eye Physicians & Surgeons</i>
6:55–7:15 PM	Clinical relevance of the proinflammatory state <i>Understanding the relationship with clinical practice</i> Seenu Hariprasad, MD <i>University of Chicago Medicine</i>
7:15–7:30 PM	Q&A and panel discussion

Pursuant to applicable industry regulations and guidelines, this program is open to healthcare professionals only. Spouses and/or guests may not participate in the program or meal functions. Transfers of value to healthcare professionals may be captured and reported to federal and/or state agencies. If you are a government employee or are licensed in a state that imposes a limitation on industry-provided meals and it is not appropriate for you to accept a meal at this program, you may provide payment for a meal or bring your own food and beverage. We appreciate your understanding and support.

This program is not affiliated with the American Academy of Ophthalmology.

AAO[®] 2015

EXPLORE PRODUCTS, MEMBER BENEFITS AND EVERYTHING ACADEMY

Sample the Academy's entire collection of products.

Personalize patient education DVDs in the Video Production Studio.

Get a free 20-minute consultation with a practice management expert.

Renew your Academy, ISRS and AAOE membership — or join!

Save 10%
on all products
in the Academy
Resource Center

ATTEND SPECIAL EVENTS

iPAD DRAWINGS

Saturday, Sunday and Monday at 4:30 p.m.

CELEBRATE OUR NEW PATIENT EDUCATION VIDEOS

Saturday, Nov. 14, 2 - 3 p.m.

OPHTHALMOLOGY JOURNAL MEET AND GREET

Sunday, Nov. 15, 1 - 3 p.m.

Monday, Nov. 16, 9 - 11 a.m.

EYECARE AMERICA VOLUNTEER RECEPTION

Sunday, Nov. 15, 3 - 5 p.m.

Next door at Museum of Vision, Booth 3436

IRIS[™] REGISTRY MEET AND GREET

Monday, Nov. 16, 3:30 - 4:30 p.m.



www.aao.org/resourcecenter

 #aao2015

 AMERICAN ACADEMY[®]
OF OPHTHALMOLOGY
The Eye M.D. Association



Welcome to the AAOE Program of AAO 2015

We're excited to have you with us!

An Outstanding Curriculum

Discover the most comprehensive practice management program available for administrators and physicians. There are over 90 courses to choose from including new master classes that are part of our Saturday intensive program.

Courses have been designed to fit your specific interests:

MD and Administrator Collaboration

- **New!** Current Practice Models and Their Applicability to Ophthalmology (Course 233)
- **New!** Payers as Partners: Is It Possible? (Course 408)
- Patients as Partners: Including Patients in the Health-Care Process (Course 605)
- **New!** Patient Satisfaction Made Simple (Course 276)

New Administrator

- Business Operations for New Administrators (Course 450)
- **New!** Accounting for Non-Accountants (Course 507)
- **New!** Do You Know Your Cornea From Your Retina? Ocular Anatomy and Physiology for Beginners (Course 402)
- **New!** Hands-on Billing for Beginners (Course 476)
- Top 20 Tips for Optimal Billing (Course 627)
- Work/Life Balance: Unrealistic Expectation or Achievable Goal? (Course 515)

Advanced Administrator

- HIPAA Under HITECH: What's the Government Focus and How to Prepare? (Course 275)
- **New!** Having It All! Women Leaders in Ophthalmology (Course 226)
- The Five Step Management System (Course 227)

Improving Practice Quality

- Going Lean: Tools for Efficiency and

Effectiveness in the Ophthalmology Practice (Course 430)

- **New!** Patient Satisfaction Made Simple (Course 276)

Large Practice

- **New!** Leveraging Big Data to Prepare for the Future (Course 230)
- **New!** Merging Practices: A Legal and Financial Guide (Course 231)
- **New!** Patient Portals and the Patient Service Strategy (Course 407)
- Practice Mergers and Division- or Care Center-Based "Mega Groups" (Course 602)
- Predictive Analytics: The New Face of Quality (Course 514)

Small Practice

- **New!** Conquering Patient Flow Problems (Course 260)
- **New!** Drafting and Maintaining an Effective Employee Manual (Course 518)
- **New!** Employment Law Basics for the Small Ophthalmology Practice (Course 509)
- **New!** HIPAA Security Risk Assessment (Course 452)
- **New!** The World of Audits: Strategies for Managing Audits for Fraud and Abuse, Coding, HIPAA, Meaningful Use, and Quality (Course 437)
- **New!** Using the Practice Profit and Loss Statement as a Management Tool (Course 435)

AAOE General Session

Sunday, Nov. 15

10 AM – 12 PM

Murano 3201

What Exceptional Leaders Know

Tracy L. Spears

The ability to actually develop people over time is one of the most significant differences between leaders and managers. Managers have the mindset to do the best they can with the people they have, while leaders learn how to take the people they have and make them better. Most experienced leaders and coaches know that the best way to begin to influence people's perceptions of themselves is to affirm their talents and value gradually and very persistently.

Once you peel back all of their formal leadership functions, leaders are in the "high expectations business." It starts with a vision for each person having a bigger and more important role on your team. You have to take time to be with your people and explain how you see them expanding their roles and their impact in the organization as you work towards their (and your) vision.

Learning to discover and leverage talents (wherever you may find them) is an important skill for the exceptional leader. Through systematic questioning and talking to your team, you will find obvious connections between certain people and the areas and outcomes that they're most interested in. These are areas where they may be able to exert influence. By paying attention to these "matches" you will increase the effectiveness of your delegation and see much more passionate work from people. You will see people go from average to excellent right before your eyes and sometimes do it with amazing speed. Take your leadership skills to the next level. Tracy L. Spears will define specific skills of proven leadership. She will examine the myriad ways a leader's influence is demonstrated and provide tools that you as a leader can develop to increase teamwork and employee productivity.

Sponsored by:

Genentech

Regeneron



Tracy L. Spears is the Founder and President of The Q4 Group, LLC. As a national business consultant for over 24 years, Tracy's dynamic and comfortable approach has led to the improvement of both individual and group performance. She specializes in developing leaders; inspiring teamwork and enhancing inter-office communications by helping people understand "Why People Do What They Do."

In addition to her workshops, Tracy has been a featured guest speaker at numerous state, regional and national conferences. She is a graduate of the University of Oklahoma and an accomplished athlete who played in Japan as a member of the U.S. National Softball Team.

AAOE Coding Sessions

Saturday, Nov. 14
Lido 3001

Coding sessions take place concurrently with AAO 2015. These intensive sessions enhance participants' knowledge of appropriate coding and documentation in order to receive proper reimbursement.

Separate registration is required to attend these events. They are not included in the Academy Plus course pass. Members and nonmembers can register for these coding meetings without registering for AAO 2015.

C American Academy of Professional Coders (AAPC)

J Joint Commission on Allied Health Personnel in Ophthalmology (JCAHPO)

C J New: Build Your Own Audit Tool Kit

Instructor(s): Stephen A Kamenetzky MD OCS, Cherie McNett, Brenda Laigaie JD

Moderator(s): Sue J Vicchilli COT OCS, Director, Coding and Reimbursement, American Academy of Ophthalmology

Being the subject of an audit is stressful and time consuming for physicians and staff. Given the way audits are conducted, by both federal and commercial payers, most physicians will be audited by some payer at some time during their career. This three hour intensive course will detail proactive preparation and present a step-by-step process of what physicians and staff can do when the request for records is received. Real-life audit scenarios, in addition to Office of Inspector General (OIG) investigations, will be presented. Hear from the experts. Panel presenters include: a payer medical director, an attorney and an ophthalmic policy and coding expert.

Time: 8 -11 AM

Fee: \$ 285

C J Coding Camp

Instructor(s): Matthew Morgan Baugh COT OCS, Elizabeth D Cottle CPC OCS, Stephen A Kamenetzky MD OCS, Jessica Schroeder CPC OCS, Joy Woodke COE OCS

Special Presentation: Michael X Repka MD MBA, Medical Director for Governmental Affairs, American Academy of Ophthalmology

Moderator(s): Sue J Vicchilli COT OCS, Director, Coding and Reimbursement, American Academy of Ophthalmology

Accurate documentation and claim submission is the life blood of any practice. Coding Camp covers all aspects of ophthalmic coding, all payers and all specialty training.

This annual 'must-attend' event will focus on:

- Top reasons ICD-10 claims are denied.
- Answers to your most common and challenging coding scenarios for every specialty.
- Increasing your modifier knowledge and application.
- Coding updates for 2016.

Bonus: Test your own coding competency through interactive audience response units.

Time: 12:30 - 3:30 PM

Fee: \$285

The American Academy of Ophthalmology is accredited by the Accreditation Council for Continuing Medical Education to provide continuing medical education for physicians.

Practice Management Master Classes

Saturday, Nov. 14

The following intensive and interactive sessions are designed to enhance your expertise in specific fields of practice management.

Separate registration is required to attend these events. They are not included in the Academy Plus course pass.

Keeping Your Practice Out of Legal Hot Water: An HR and Compliance Workshop

Enhance your knowledge about regulatory compliance and human resource law at this intensive half-day workshop. The first part of the session will cover the regulatory landscape and challenges facing practices and its intersection with compliance and human resources concerns. The later part of the session will consist of break-out sessions, allowing participants to select from 4 in-depth discussions on topics presented earlier in the day. The program will be a combination of lecture and moderated panel discussion. There will be questions and answers, interactive dialogue using case studies, role-playing and other hands-on techniques.

Course: SPE05

Time: 8:00 AM - 12:00 PM

Room: Casanova 603

Fee: \$355

The Administrator's Toolbox: Resources for the New Administrator

This course is designed to foster new administrators and support staff eligible for succession planning, and provide tools for the overwhelmed administrator. Content will include a breakdown of practice staff and departments, outside support staff, organizational resources, four primary modules including Risk Management, Clinic Flow, Financial Management, and Human Resources with recommended course tracks for the 2015 Academy meeting.

Course: SPE06

Time: 8:00 AM - 12:00 PM

Room: Casanova 501

Fee: \$355

The Entrepreneurial ASC: Embracing Policy, People, Possibilities and Planning

Join OOSS members and industry leaders for this engaging and enriching luncheon/learn symposium. Experience the acclaimed Washington Update with compelling presentations by industry gurus on the newest technologies, facility challenges and opportunities, ins and outs of quality management, financial and organizational best practices, and planning essentials that are driving success in the entrepreneurial ASC.

Course: SPE04

Time: 12:00 - 4:00 PM

Room: Wynn, Alsace

Fee: FREE

The Profitable Practice: Managing Your Billing Operations

Learn all of the steps involved in billing and receivables management. Also, how to monitor collections performance, deploy and manage billing staff, identify and correct operational problems that cause rejected and/or delayed claims, and obtain benchmarks for staff and cost of billing.

Course: SPE02

Time: 12:30 - 4:30 PM

Room: Casanova 503

Fee: \$355

The Power of “Lean Thinking”: Improving Practice Efficiency, Profitability and Quality Care

Is your practice being asked to do more with less? Do you want to become more effective and efficient when it comes to running a practice? Applying “lean” thinking to your business processes can be the key to improving productivity and quality of care. Lean thinking, used for years in the manufacturing industry, can help you identify activities that are “non-value added” (i.e. activities that waste resources) and eliminate them from your processes. This intensive and interactive course will introduce lean thinking as applied to health-care and service industries through lecture, case studies and hands-on training. You’ll be asked to work in teams to analyze and improve a business process. Topics include the 4P model for lean thinking, the eight types of waste, value-stream mapping and more. At the end of the course, you’ll have an understanding of lean thinking and how you could use it to enhance your workplace organization and streamline work flows to:

- Decrease cost.
- Improve quality of care.
- Improve patient satisfaction.
- Reduce wait times.

Course: SPE21

Time: 12:30 - 4:30 PM

Room: Casanova 601

Fee: \$355

AAOE Programs-by-Day

All rooms are in the Sands Expo/Venetian, unless otherwise indicated.

Courses designated with a **plus (+) sign** are part of the **Academy Plus course pass**. Courses designated with a **dollar (\$) sign** are not included in the course pass and must be **purchased separately**. Sessions and events that are left blank are **free**. For more information about Academy Plus see page 4. Select courses are eligible for JCAHPO and/or AAPC CE credits. See page 21 for more information on CE credits.

For Practice Management Breakfast With the Experts roundtables, see page 67.

Topic Key

PM-ASC - Ambulatory Surgery Centers
PM-BUS - Business Operations & Finance
PM-EHR - Electronic Health Records
PM-HRM - Human Resources
PM-IMT - Information Technology
PM-MKT - Marketing & Business Development

PM-OPT - Optical Dispensing
PM-PROF - Professional Growth
PM-PQ - Practice Quality
PM-REMB - Coding & Reimbursement
PM-RISK - Compliance & Risk Management

Saturday, Nov. 14

Time	Type	No.	Title	Topic	\$	Room
8:00 AM - 12:00 PM	AAOESP	SPE05	Keeping Your Practice Out of Legal Hot Water: An HR and Compliance Workshop	PM-HRM	\$	Casanova 603
8:00 AM - 12:00 PM	AAOESP	SPE06	The Administrator's Toolbox: Resources for the New Administrator	PM-PROF	\$	Casanova 501
12:00 - 4:00 PM	AAOESP	SPE04	The Entrepreneurial ASC: Embracing Policy, People, Possibilities and Planning	PM-ASC		Wynn, Alsace
12:30 - 4:30 PM	AAOESP	SPE02	The Profitable Practice: Managing Your Billing Operations	PM-BUS	\$	Casanova 503
12:30 - 4:30 PM	AAOESP	SPE21	The Power of "Lean Thinking:" Improving Practice Efficiency, Profitability and Quality of Care	PM-BUS	\$	Casanova 601

Sunday, Nov. 15

Time	Type	No.	Title	Topic	\$	Room
7:30 - 8:30 AM	BWE		Breakfast With the Experts		\$	Hall G
10:00 AM - 12:00 PM	AAOESP	SPE22	AAOE General Session: What Exceptional Leaders Know	PM-PROF		Murano 3201
2:00 - 3:00 PM	AAOEIC	226	Having It All! Women Leaders in Ophthalmology	PM-PROF	+	Casanova 503
	AAOEIC	227	The Five Step Management System	PM-HRM	+	Casanova 603
	AAOEIC	228	Utilizing Your EHR for Efficient ICD-10 Coding	PM-REMB	+	Casanova 505
	AAOEIC	229	Ophthalmic Practice Buy-ins/ Payouts: A How-To Guide for Bringing On a New Partner	PM-BUS	+	Casanova 605
	AAOEIC	231	Merging Practices: A Legal and Financial Guide	PM-BUS	+	Casanova 607
	AAOEIC	232	Revenue Cycle Management and EHRs	PM-EHR	+	Casanova 601
	AAOEIC	234	Managing your ASC for Success: Powered by the Outpatient Ophthalmic Surgery Society	PM-ASC	+	Casanova 507
	AAOEIC	272	Hanging a Shingle in the 21st Century: Is a Start-up Solo Practice Possible in 2016?	PM-BUS	+	Casanova 606
2:00 - 4:15 PM	AAOEIC	233	Current Practice Models and Their Applicability to Ophthalmology	PM-BUS	+	Casanova 501
3:15 - 4:15 PM	AAOEIC	256	Live Website Analysis: Critique Your Own Website	PM-MKT	+	Casanova 507
	AAOEIC	257	Negotiating Your Buy-In	PM-BUS	+	Casanova 607

Sunday, Nov. 15 (cont.)

Time	Type	No.	Title	Topic	\$	Room
3:15 - 4:15 PM	AAOEIC	258	Updating Your Partnership/ Shareholder/ Buy-Sell/ New Employee Agreements	PM-BUS	+	Casanova 606
	AAOEIC	259	Questions About "Meaningful Use" EHR Incentives? Ask Us!	PM-EHR	+	Casanova 505
	AAOEIC	260	Conquering Patient Flow Problems	PM-PQ	+	Casanova 603
	AAOEIC	261	Top 10 Proven Pearls to Increase Your Laser Cataract Surgery Conversion and Surgical Volume	PM-MKT	+	Casanova 605
	AAOEIC	262	Current Trends in New Associate Employment Contracts	PM-BUS	+	Casanova 503
3:15 - 5:30 PM	AAOEIC	255	Comprehensive Cataract Coding	PM-REMB	+	Casanova 601
4:30 - 5:30 PM	AAOEIC	271	Partnership Pitfalls: Preparing for the Unexpected	PM-BUS	+	Casanova 503
	AAOEIC	273	Benchmarks to Improve Your Practice	PM-BUS	+	Casanova 603
	AAOEIC	274	Smile . . . Even If It Kills You: Training for Excellent Customer Service	PM-MKT	+	Casanova 507
	AAOEIC	275	HIPAA Under HITECH: What's the Government Focus and How to Prepare?	PM-RISK	+	Casanova 605
	AAOEIC	276	Patient Satisfaction Made Simple	PM-PQ	+	Casanova 606
	AAOEIC	277	The Seven Deadly Employee Behaviors: Practical Ways to Recognize Them, Stop Them, and Redirect Them for Your Practice's Benefit	PM-HRM	+	Casanova 505
	AAOEIC	278	Don't Get Left Behind: Embracing Social Media for the Ophthalmology Practice	PM-IMT	+	Casanova 501
	AAOEIC	477	Managing a Retina Practice	PM-PQ	+	Casanova 607

Monday, Nov. 16

Time	Type	No.	Title	Topic	\$	Room
7:30 - 8:30 AM	BWE		Breakfast With the Experts		\$	Hall G
9:00 - 10:00 AM	AAOEIC	400	Managing Practice Performance	PM-BUS	+	Casanova 503
	AAOEIC	401	Managing Up!	PM-HRM	+	Casanova 607
	AAOEIC	404	Retina Clinic: Schedules and Patient Flow	PM-PQ	+	Casanova 601
	AAOEIC	405	Code This Superbill	PM-REMB	+	Casanova 603
	AAOEIC	406	Tying Productivity and Nonproductivity Incentives Together in Physician Compensation	PM-BUS	+	Casanova 507
	AAOEIC	407	Patient Portals and the Patient Service Strategy	PM-EHR	+	Casanova 505
	AAOEIC	408	Payers as Partners: Is It Possible?	PM-BUS	+	Casanova 501
	AAOEIC	508	Developing and Marketing an ASC: Powered by the Outpatient Ophthalmic Surgery Society	PM-ASC	+	Casanova 605
9:00 - 11:15 AM	AAOEIC	402	Do You Know Your Cornea From Your Retina? Ocular Anatomy and Physiology for Beginners	PM-PROF	+	Casanova 606
10:15 - 11:15 AM	AAOEIC	429	Loss Prevention and the Dispensary	PM-OPT	+	Casanova 605
	AAOEIC	430	Going Lean: Tools for Efficiency and Effectiveness in the Ophthalmology Practice	PM-PQ	+	Casanova 503
	AAOEIC	431	Employee Discipline for the Smaller Practice: The New Manager, the Seasoned Manager, and the Doctor	PM-HRM	+	Casanova 505
	AAOEIC	433	Curbing Theft in Your Practice	PM-BUS	+	Casanova 601
	AAOEIC	434	EHR 2.0: How to Replace Your Existing EHR	PM-EHR	+	Casanova 607
	AAOEIC	435	Using the Practice Profit and Loss Statement as a Management Tool	PM-BUS	+	Casanova 507
	AAOEIC	436	Flow and Efficiency Benchmarks to Improve Practice Performance	PM-BUS	+	Casanova 603
10:15 AM - 12:30 PM	AAOEIC	437	The World of Audits: Strategies for Managing Audits for Fraud and Abuse, Coding, HIPAA, Meaningful Use, and Quality	PM-RISK	+	Casanova 501

Monday, Nov. 16 (cont.)

Time	Type	No.	Title	Topic	\$	Room
11:30 AM - 12:30 PM	AAOEIC	446	Appraising the Performance of Your Opticians	PM-OPT	+	Casanova 505
	AAOEIC	447	Getting Clean Data: Practice Management Software Setup	PM-BUS	+	Casanova 603
	AAOEIC	448	Strategic Planning by Fact	PM-MKT	+	Casanova 605
	AAOEIC	449	How to Run a Lean, Mean Refractive Practice in Today's Tough Economic Times	PM-BUS	+	Casanova 606
	AAOEIC	450	Business Operations for New Administrators	PM-BUS	+	Casanova 503
	AAOEIC	451	Discipline and Termination Concerns for the Ophthalmology Practice	PM-HRM	+	Casanova 607
	AAOEIC	452	HIPAA Security Risk Assessment	PM-IMT	+	Casanova 601
	AAOEIC	453	Steps to Successful Surgical Coding	PM-REMB	+	Casanova 507
2:00 - 3:00 PM	AAOEIC	230	Leveraging Big Data to Prepare for the Future	PM-PQ	+	Casanova 607
	AAOEIC	470	Income Division for Group Practices: Structuring Appropriate Physician Compensation Arrangements	PM-BUS	+	Casanova 501
	AAOEIC	471	X,Y, Boom! Supercharge Your Management of Employees and Patients Through Awareness of Generational Differences	PM-HRM	+	Casanova 605
	AAOEIC	472	Practice Management Perspectives: A Large Practice Case Study	PM-PQ	+	Casanova 503
	AAOEIC	473	Managing Clinical Trials in Small and Large Practices	PM-BUS	+	Casanova 606
	AAOEIC	474	Developing Social Media Strategies and Policies	PM-RISK	+	Casanova 603
	AAOEIC	475	Financial Benchmarking for the Retina Practice	PM-BUS	+	Casanova 507
	AAOEIC	478	Meaningful Use 2015 and Beyond	PM-EHR	+	Casanova 601
2:00 - 4:15 PM	AAOEIC	476	Hands-on Billing for Beginners	PM-BUS	+	Casanova 505
3:15 - 4:15 PM	AAOEIC	403	Developing a Culture of Accountability	PM-PROF	+	Casanova 507
	AAOEIC	502	Space Planning: A Guide to the Effective Ophthalmic Facility	PM-BUS	+	Casanova 605
	AAOEIC	504	Meaningful Use/EHR FAQs aka: Acronyms du Jour	PM-EHR	+	Casanova 603
	AAOEIC	506	How to Value Your Ophthalmology Practice and Its Goodwill	PM-BUS	+	Casanova 601
	AAOEIC	507	Accounting for Non-Accountants	PM-BUS	+	Casanova 606
	AAOEIC	509	Employment Law Basics for the Small Ophthalmology Practice	PM-HRM	+	Casanova 607
3:15 - 5:30 PM	AAOEIC	503	E&M vs. Eye Codes: Who Is the Winner?	PM-REMB	+	Casanova 501
	AAOEIC	505	Effective Strategic Planning	PM-BUS	+	Casanova 503
4:30 - 5:30 PM	AAOEIC	432	Making the Most With Modifiers	PM-REMB	+	Casanova 605
	AAOEIC	513	MD/OD Relationships: Business and Compliance Concerns	PM-RISK	+	Casanova 606
	AAOEIC	514	Predictive Analytics: The New Face of Quality	PM-PQ	+	Casanova 601
	AAOEIC	516	Optical Shops: Sales Strategies for Today's Economy	PM-OPT	+	Casanova 607
	AAOEIC	517	Website Design and Marketing Fundamentals	PM-MKT	+	Casanova 507
	AAOEIC	518	Drafting and Maintaining an Effective Employee Manual	PM-HRM	+	Casanova 603
	AAOEIC	519	EHR and Big Data	PM-EHR	+	Casanova 505

Tuesday, Nov. 17

Time	Type	No.	Title	Topic	\$	Room
7:30 - 8:30 AM	BVE		Breakfast With the Experts		\$	Hall G
9:00 - 10:00 AM	AAOEIC	600	CodeFest	PM-REMB	+	Casanova 503
	AAOEIC	604	A Physician's Guide to Avoiding Embezzlement	PM-BUS	+	Casanova 601
	AAOEIC	605	Patients as Partners: Including Patients in the Health-Care Process	PM-RISK	+	Casanova 603
	AAOEIC	606	Prelitigation Services	PM-RISK	+	Casanova 606

Tuesday, Nov. 17 (cont.)

Time	Type	No.	Title	Topic	\$	Room
9:00 - 10:00 AM	AAOEIC	607	The Evolving Reimbursement Paradigm in Ophthalmology and How Best to Respond/React	PM-BUS	+	Casanova 605
	AAOEIC	608	The Business of Being a Medical/Legal Expert: a Primer for Ophthalmologists	PM-BUS	+	Casanova 505
9:00 - 11:15 AM	AAOEIC	601	A Practical Guide to Understanding and Negotiating Your First Employment Agreement	PM-BUS	+	Casanova 507
	AAOEIC	602	Practice Mergers and Division- or Care Center-Based "Mega Groups"	PM-BUS	+	Casanova 501
	AAOEIC	603	Human Resources and Your Practice: A Consultant's Guide to Improved Performance	PM-HRM	+	Casanova 607
10:15 - 11:15 AM	AAOEIC	627	Top 20 Tips for Optimal Billing	PM-BUS	+	Casanova 606
	AAOEIC	629	Hiring an Ophthalmologist for Your Practice: Avoiding the Pitfalls	PM-MKT	+	Casanova 505
	AAOEIC	630	Detailed Accounting for ASCs, Powered by the Outpatient Ophthalmic Surgery Society	PM-ASC	+	Casanova 503
	AAOEIC	631	Inventory Management: Best Practice Strategies	PM-OPT	+	Casanova 605
10:15 AM - 12:30 PM	AAOEIC	628	Steps for Successful Retina Coding	PM-REMB	+	Casanova 601
	AAOEIC	632	Business and Clinical Aspects of ASC Efficiency Powered by the Outpatient Ophthalmic Surgery Society	PM-ASC	+	Casanova 603
11:30 AM - 12:30 PM	AAOEIC	649	Staffing Your Optical Dispensary	PM-OPT	+	Casanova 507
	AAOEIC	650	Reimbursement in 2025	PM-BUS	+	Casanova 607
	AAOEIC	651	American Academy of Ophthalmic Executives Book Club: Professional Growth and Development	PM-PROF	+	Casanova 503
	AAOEIC	653	Practice Valuations: What's a Practice Worth Today?	PM-BUS	+	Casanova 501
	AAOEIC	654	Ophthalmic Coding Specialist (OCS) Prep Course	PM-REMB	+	Casanova 605
	AAOEIC	655	Contracting With Subspecialists: Retina and Plastics	PM-BUS	+	Casanova 505
	AAOEIC	656	Partial Retirement in a Group Practice	PM-BUS	+	Casanova 606
12:45 - 1:45 PM	AAOEIC	515	Work/Life Balance: Unrealistic Expectation or Achievable Goal?	PM-PROF	+	Casanova 507
	AAOEIC	672	Utilizing ASC Performance Metrics: Powered by the Outpatient Ophthalmic Surgery Society	PM-ASC	+	Casanova 501
12:45 - 3:00 PM	AAOEIC	652	Essential Search Engine Optimization Tools for Your Website	PM-MKT	+	Casanova 603

NETWORKING AT AAO 2015

AAOE Member Lounge Level 1

Saturday: 9:00 AM - 4:00 PM

Sunday: 9:00 AM - 5:00 PM

Monday: 8:00 AM - 5:00 PM

Tuesday: 8:00 AM - 3:00 PM

Connect with colleagues; attend free practice management roundtables; enjoy refreshments; enjoy a foot massage and relax between courses.

The lounge is open exclusively to AAOE members and their physicians.

Free Roundtable Discussions

AAOE Member Lounge Level 1

Sunday: 12:30 - 1:30 PM

Monday: 12:30 - 1:30 PM

Discover free, informal roundtable discussions on various practice management issues.

Share your experiences and learn from other members during an informative hour moderated by a seasoned professional.

9 seats are available per discussion roundtable — first come first served.

AAOE Member Appreciation Reception

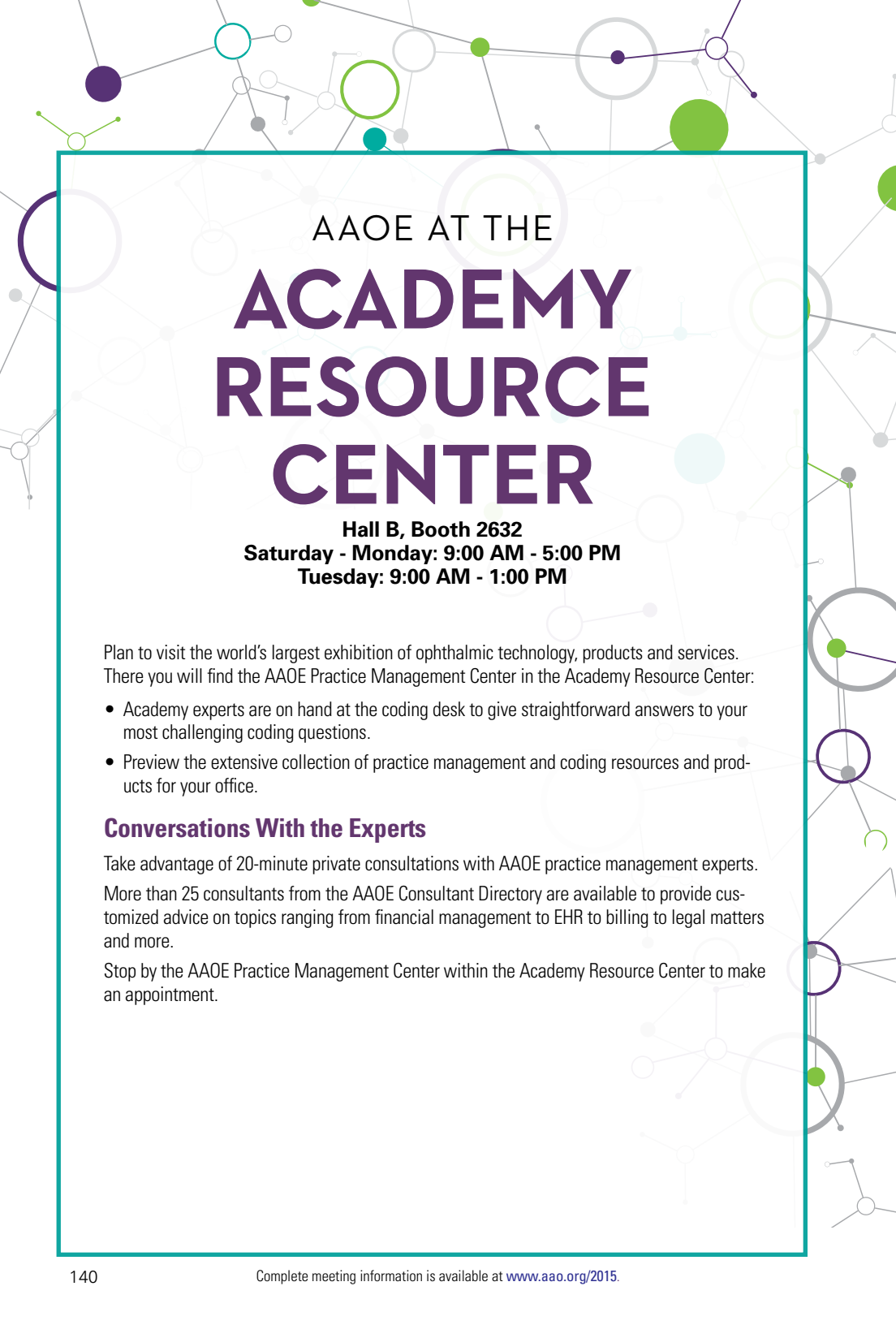
Saturday, Nov. 14: 6 –7:30 PM
The Mirage - Bermuda Room
3400 S. Las Vegas Boulevard, Las Vegas

Free event open exclusively for AAOE members!

The AAOE Member appreciation reception is our way of thanking you — our members — for your contribution of time, expertise and resources to create the unsurpassed professional collaboration of the AAOE membership.

Come join us for this opportunity to meet with fellow members, to talk in-person with your listserv colleagues, and to meet the AAOE Board and staff. A wonderful array of hors d'oeuvres and beverages will be served.

Members — enter for your chance to win one of the door prize giveaways.



AAOE AT THE **ACADEMY RESOURCE CENTER**

Hall B, Booth 2632

Saturday - Monday: 9:00 AM - 5:00 PM

Tuesday: 9:00 AM - 1:00 PM

Plan to visit the world's largest exhibition of ophthalmic technology, products and services. There you will find the AAOE Practice Management Center in the Academy Resource Center:

- Academy experts are on hand at the coding desk to give straightforward answers to your most challenging coding questions.
- Preview the extensive collection of practice management and coding resources and products for your office.

Conversations With the Experts

Take advantage of 20-minute private consultations with AAOE practice management experts.

More than 25 consultants from the AAOE Consultant Directory are available to provide customized advice on topics ranging from financial management to EHR to billing to legal matters and more.

Stop by the AAOE Practice Management Center within the Academy Resource Center to make an appointment.

WE ARE AN **eye**careAmerica® OFFICE.
ARE YOU?



1985 Doctors Kash, Allen, and Kessler with office staff.
New Carolina volunteers, Dr's Adam and Vander Vart.

EyeCare America has been the ideal platform to facilitate the delivery of quality care in a dignified manner to those Americans who are underprivileged or underinsured."

*James L. Kesler,
MD, FACS
Coastal Carolina
Eye Clinic, NC*

**VISIT THE ECA DESK
AT THE ACADEMY RESOURCE CENTER, BOOTH 2632, TO:**

- Pick up a special volunteer gift in honor of our 30th anniversary, or
- Enroll as a volunteer!

Tap. Touch. Done.

EMA Ophthalmology®

A cloud-based, mobile, ophthalmology-specific EMR system with nearly effortless documentation and billing to help you move through exams faster.

Visit us at **Booth 4610**



**MODERNIZING
MEDICINE**

www.modmed.com | 561.880.2998

CROCODILE TEARS



They don't sting.
They don't bite. *Naturally.*

- Soothing relief from dry eyes.
- Natural Tears Formula.
- FDA Pre-Approved Ingredients.
- They don't sting. They don't bite.
- Product of the USA.



Get Yours Today At:
<http://www.CrocTears.com/shop/wholesale/>

(855) 9-CROCCY 855-927-6229

CrocTears.com

AAO 2015 EXHIBITION

Level 2, Halls ABC

Exhibition Hours

Saturday – Monday: 9:00 AM – 5:00 PM
Tuesday: 9:00 AM – 1:00 PM

Navigating the Exhibition

Your time at AAO 2015 is limited - plan ahead to take advantage of your visit to the world's largest exhibition of ophthalmic technology, products and services. Use the following resources to locate exhibitors quickly:

Virtual Exhibition

www.aao.org/virtualexhibition

Search the Exhibition by booth, company name, product categories, medical specialties, common equipment terms and basic ophthalmic conditions. Build an account, log in and then tag the exhibitors you plan to visit. You can print out your personalized exhibitor list before you visit the Exhibition in Las Vegas.

Exhibitor Locator Booth

Hall B, Booth 2612

Friendly staff members at the Exhibitor Locator Booth will use the Virtual Exhibition and large scale screens to help you search for and locate specific exhibitors. You can search by booth, company name, product categories, medical specialties, common equipment terms and basic ophthalmic conditions.

Discover: New Exhibitor Pavilion

All new exhibitors are conveniently grouped together in the New Exhibitor Pavilion area of the Exhibition. Stop by to see the latest!

Product Index

Find a listing of exhibitors sorted by product category in the *Final Program*.*

**Disclaimer: Exhibitor must have supplied their product information by populating their digital booth by Sept. 16.*

Informational Posters

Saturday – Tuesday, Nov. 14 - 17

Hall A, Booth 149

View Informational Posters during exhibit hall hours presented by organizations that serve allied health and ophthalmological societies as well as the visually impaired.

American Foundation for the Blind

Poster 5

Discover a free app the American Foundation for the Blind has developed to help doctors and staff find critical services and resources that can help persons live with vision loss.

American Society of Ocularists (ASO)

Poster 14

ASO presents various conditions that require prosthetic eyes and scleral shells. Find information regarding ASO Membership, NEBO and the Journal of the ASO.

Arunodaya Charitable Trust (ACT)

Poster 9

ACT works in the field of curable blindness in India and has reached out to over 1.2 million poor and needy patients. The organization invites volunteer ophthalmologists to participate in its community-based eye care project.

Charity Vision International, Inc.

Poster 15

The organization is actively involved in 25 countries identifying and supporting local ophthalmic clinics to provide services to the underserved of their respective countries. They seek experienced surgeons willing to train overseas.

Centro Cristiano De Servicios Humanitarios De Honduras (CCSHH)

Poster 13

Learn about a full service eye clinic located in El Progreso, established to serve the indigent. The organization welcomes volunteer medical personnel to assist their permanent staff.

Chinese American Ophthalmological Society, Inc. (CAOS)

Poster 7

CAOS advances medical knowledge, and research. They assist in the training of ophthalmologists of Chinese descent.

Eye Foundation of America, Inc.

Poster 10

Since its inception in 1977, the organization's goal has been to improve the accessibility and affordability of eye care around the world.

Himalayan Cataract Project

Poster 18

The organization works to eradicate preventable and treatable blindness through high-quality ophthalmic care, education and the establishment of a world-class eye care infrastructure.

International Pediatric Ophthalmology & Strabismus Council (IPOSC)

Poster 3

Learn about the structure, goals and accomplishments of IPOSC.

LIGA International

Poster 12

The organization providing free medical and surgical care to the people of Sinaloa, Mexico, the first weekend of each month November thru March.

Lighthouse for Christ Mission and Eye Centre

Poster 6

Lighthouse is a mission eye hospital in Mombasa, Kenya that needs volunteer ophthalmologists to help 1-2 weeks throughout the year.

Mahatma Eye Bank & Hospital

Poster 1

Offers hands on surgical training courses and International Council of Ophthalmology fellowships.

Mission Cataract USA

Poster 8

The organization encourages and assists ophthalmologists to provide free cataract surgery to the poor and uninsured in their local community.

Pediatric Keratoplasty Association**Poster 4**

The association addresses the issues associated with management of corneal diseases in infants and children. Their meetings and newsletters disseminate information on these clinical issues.

The Glaucoma Foundation**Poster 11**

Discover information, including the mission and leadership, for this organization.

Volunteer Eye Surgeons International**Poster 2**

This organization sends eye surgeons and paramedical personnel to emerging nations such as Bangladesh, Vietnam and Myanmar where they lecture, perform surgery and teach the latest surgical methods.



**AMERICAN ACADEMY
OF OPHTHALMOLOGY**

The Eye M.D. Association

The Academy congratulates
the following companies celebrating their
Silver Anniversary at AAO 2015.

Celebrating
25
*Years of
Exhibiting**

Compulink

Eagle Labs

Eschenbach Optik of America

Integrated Orbital Implants (IOI)

Latham & Phillips Ophthalmic

Oertli Instrumente AG

Ophthalmic Instrument Co., Inc.

Quantel Medical

Synemed

The Eye Group

The Lebanon Corp.

TTI Medical

VectorVision, Inc.

Join us in recognizing the contributions to our organization
and profession by visiting these exhibiting companies
during the exhibition at Sands Expo.

**Based on Academy records on file.*

Exhibitor List

2020 EHR NEW!	2071
66 Vision Tech Co., Ltd.	5032

A

A Fashion Hayvin, Inc.	2169
A.R.C. Laser GmbH	1665
AA Vision, Inc.	2336
Abbott Medical Optics	1632
AccuLens	2717
Accutome★	4045
AcuFocus, Inc.	728
Addition Technology, Inc.	4237
ADP advancedmd	4302
Advanced Data Systems Corp.	1670
Advanced Tear Diagnostics	663
Aeon Astron Europe B.V.	2268
AIT Industries	2456
Ajinomoto Trading, Inc.	646
AJL Ophthalmic, S.A. NEW!	4237
AK Vertriebs GmbH NEW!	2974
Akorn Pharmaceuticals★	2421
Aktive Srl	2667
AL.CHI.MI.A. S.r.l.	3707
Alcon★	3721
Alimera Sciences	655
Allergan★	3013
ALPHAION Corporation	4402
Altaire Pharmaceuticals, Inc.	4041
Ambler Surgical	1769
Amcon	3607
American Academy of Ophthalmology (AAO)	2632
American Express OPEN	2434
American Society of Cataract & Refractive Surgery (ASCRS)	2555
American Society of Ophthalmic Administrators (ASOA)	2555
Angiotech★	1721
Anodyne Surgical	2465
AO Lab - American Ophthalmic Lab	3718
Appasamy Associates	171
Apramed Medical Devices	2065
ARCADOPHTA	741

ArcScan, Inc. NEW!	2773
Army Medical Recruiting	945
Asia-Pacific Academy of Ophthalmology	3044
ASICO, LLC★	4728
Association for Research in Vision and Ophthalmology (ARVO)	2565
Asuzna Instruments Co. NEW!	2475
Aurolab	3246
Aurora Surgical, LLC	2817
Avedro, Inc.	432
Avellino Lab USA, Inc.	5036

B

Bai Shun Medical Instrument Factory NEW!	1775
Bank of America Practice Solutions	3158
Batten Disease Support and Research Assn (BDSRA)	146
Bausch+Lomb★	1824
Beaver - Visitec International★	1221
Beijing Outsmarting Dacone Instrument Co., Ltd.	5233
Beijing Sonop Technology Co., Ltd.	1762
Belle In Focus Surgical Corporation	863
Benign Essential Blepharospasm Research Foundation	347
Beye.com NEW!	2236
BioD, LLC	3705
BIONIKO	319
Bio-Tissue	429
BJB Medical	2517
BlephEX, LLC	3057
BQ Ergonomics LLC NEW!	3175
Brevium	2058
BrightFocus Foundation	245
Bruder Healthcare Company	4265
Brumaba USA, Inc.	3665
Bryn Mawr Communications	2234
BSM Consulting	3700

C

C.S.O. srl	4310
Cambrian Medical, Inc.	949
Canon U.S.A., Inc.★	1317
CareCloud	5139

25 = Exhibitors celebrating 25 years of participation, ★ = Exhibitors with more than 25 years of participation, **Bold Text** = Ophthalmic Business Council Members.

CareCredit.....	3674
Ceatus Media Group.....	1623
Centervue.....	446
Charmant Inc.....	4202
Chenyueqi Biotechnology Co., Ltd.....	3171
Chona Surgical Co.....	1163
Chongqing Kanghua Ruiming Science Technology Co., Ltd.....	3874
Chongqing Sunkingdom Medical Instruments Co., Ltd.....	3167
Cilita, Ltd.....	640
Clarity Medical Systems, Inc.....	1043
Coburn Technologies, Inc.....	2271
Compulink Business Systems 	3558
Conestoga Equipment Finance Corp.....	963
Covalent Medical, LLC.....	847
CRC Press/Taylor & Francis.....	219
Crestpoint Management.....	3309
Crocodile Tears, LLC.....	2568

D

Deepak Care, Ltd. NEW!	3274
DermaMed Solutions, LLC.....	5258
Designs For Vision, Inc. ★.....	3619
Device Optical.....	4361
Devine Meditech NEW!	2575
Dexta Corporation★.....	2055
DGH Technology, Inc.★.....	3613
Diagnosys LLC.....	2661
Diamatrix Ltd.....	2665
DigiSight Technologies, Inc.....	1062
Diopsys, Inc.....	435
Doctors Allergy Formula.....	2069
Doctors Internet.....	845
Doctorsoft.....	3668
DORC International, bv.....	1350
Dove Medical Press, Ltd.....	3069
Duckworth & Kent.....	3309
Dutch Ophthalmic, USA.....	1350

E

Eagle Labs 	3155
Eagle Vision, Inc.★.....	3125
Echo Electricity Co Ltd NEW!	3073
Eckert Wordell.....	3900
Eidolon Optical.....	2163
Einstein Medical.....	3245

Electro-Diagnostic Imaging, Inc.....	2965
Ellex.....	3755
Ellman, A Cynosure Company ★.....	2812
Elsevier★.....	2414
Endo Optiks.....	1221
Enhanced Medical Services.....	122
Enhanced Vision.....	2534
Envision Management & Marketing LLC NEW!	1975
Envision Meditech Co., Ltd. NEW!	1673
Epsilon EyeCare, USA.....	3810
Eschenbach Optik 	2251
Essilor of America ★.....	1621
EURETINA - European Society of Retina Specialists.....	2427
European Society of Cataract & Refractive Surgeons (ESCRS).....	2425
European Society of Ophthalmology (SOE).....	3047

Exhibitor Locator - American Academy of Ophthalmology..... 2612

Exhibitor Lounge - American Academy of Ophthalmology..... 973

Expedito Systems, Inc.....	1761
Eye Care and Cure.....	1369
Eye Designs, LLC★.....	3555
Eye Eco, Inc. NEW!	1873
Eye Photo Systems, Inc.....	3706
EyeKon Medical ★.....	4725
Eyekor, LLC.....	5056
Eyemaginations.....	818
EyeMD EMR Healthcare Systems, Inc.....	1365
EYEOL UK LIMITED.....	4043
EyePhotoDoc.....	5232
EyeSys Vision.....	4059

F

Fashion Optical Displays★.....	2715
FB Eye Equipment.....	5226
FCI Ophthalmics.....	2650
Feather Safety Razor Co., Ltd.....	2158
First Insight Corporation.....	4371
Florida Eye Equipment.....	443
Focus ROP, PLC NEW!	2775
Fortifeye Vitamins.....	2967
Forus Health.....	5059
Freedom Ophthalmic Pvt., Ltd.....	4204
Freedom Scientific.....	661

 = Exhibitors celebrating 25 years of participation, ★ = Exhibitors with more than 25 years of participation,
Bold Text = Ophthalmic Business Council Members.

Fresnel Prism & Lens Co.....	2337
Fundus Photo	2863

G

GENENTECH.....	1137
Glaucoma Research Foundation	345
Glaukos Corporation.....	439
Global Sight Alliance.....	450
Globo-Sa, Inc. NEW!	2174
Good-Lite	3910
Guam SDA Clinic NEW!	451
Guangzhou Vesber Biotechnology Co., Ltd. NEW!	2973
Gueder AG	3309
Gulden Ophthalmics	718

H

Haag-Streit USA ★	3815
HAI Laboratories, Inc.	2216
Hangzhou Mocular Medical Technology, Inc.....	865
Hausted.....	2457
Hawaiian Moon.....	1871
Heidelberg Engineering★	4215
Heine	2017
Henan Universe IOL R&M Co., Ltd.....	2159
Henry Ford Health Systems NEW!	4273
Highlights of Ophthalmology★	1723
Howard Instruments, Inc. ★	1622
Hoya Surgical Optics, Inc.	5050
Huaian Frimen Co., Ltd.....	552, 5055
Huikang Medical Products Co., Ltd. NEW!	1973
Hurricane Medical	2819
Huvitz	2271
HVO, Inc. NEW!	246

I

Ibeza, LLC NEW!	2673
Icare USA.....	3061
ifa united i-tech, Inc.....	4928
I-Instrument Co., Ltd.....	3166
iMatrix NEW!	1674
I-MED Pharma	2919
iMedicWare, Inc.	837
Imprimis Pharmaceuticals, Inc.	5255
Inami & Co., Ltd.	4332
INDO WEBAL SURGICAL.....	2671
Infinite Therapeutics.....	4565

Infinitt North America.....	1867
Innova Systems, Inc.....	652
Insight Instruments, Inc.....	4721
Integrated Orbital Implants, Inc. 25	1624
Integrity Digital Solutions, LLC	3265
International Council of Ophthalmology (ICO).....	3045
International Eye Foundation	346
International Sight Restoration Eye Bank.....	3145
IOP ★	3803
i-Optics.....	5046
IRIDEX★	3421

J

Jaggi Ophthalmic Instrument Co.	1963
Jamjoom Pharma NEW!	2274
JANIX CRO.....	1668
Jaypee-Highlights Medical Publishers ★	1723
JCAHPO	3144
JEDMED Instrument Company★	4439
Jingming Science & Technology Co., Ltd.	5135

K

K2 Tables.....	318
KAI Industries, Ltd.	5230
Karger Publishers	1917
Katalyst Surgical, LLC.....	5236
Katena★	3803
Keeler Instruments, Inc. ★	4045
KeyMedical Software, Inc.....	2719
Khosla Surgical Industries★	2417
King Khaled Eye Specialist Hospital★	2559
Kirwan Surgical Products LLC ★	2518
Konan Medical USA	3262
Kowa American Corporation★	2255
Krebs Instruments★	2332
Kugler Publications ★	2021

L

Labtician Ophthalmics, Inc.	725
Lacrimedics, Inc.	1663
LacriSciences, LLC	1768
LACRIVERA	1661
Latham & Phillips Ophthalmic 25	3716
Learning Lounge - American Academy of Ophthalmology	221
Leica Microsystems★	3121
Leiter's Compounding.....	2435

25 = Exhibitors celebrating 25 years of participation, ★ = Exhibitors with more than 25 years of participation,
Bold Text = Ophthalmic Business Council Members.

LENSAR.....	632
Lenstec, Inc.	4461
Lifeline Medical Devices Pvt., Ltd. NEW!	2573
LIGHTMED Corporation	3465
Lions Clubs International Foundation	147
Live Eyewear, Inc.	3157
Live Oak Bank	121
LKC Technologies, Inc. ★	2232
Lombart Instrument★	4432
Lumenis Vision★	3149

M

M&S Technologies, Inc.	2440
MacuHealth	2870
Macular Health	458
MacuLogix, Inc.	3765
Madhu Instruments	1763
Major Surgical & Engineering Works	4269
ManagementPlus	2259
MANI.....	3605
Marasco & Associates, Healthcare Architects & Consultants	2526
Marco★	3425
Market Scope, LLC	860
Mastel Precision Surgical Instruments, Inc.....	725
Matrix GPO NEW!	4374
Mayo Clinic.....	4469
Mdintellesys	4743
MDoffice, Inc.	3762
Meccanottica Mazza S.r.L	1121
Meda Co., Ltd.	2961
MedDev Corporation.....	2249
MedEdicus	961
Medelita Lab Coats and Scrubs.....	452
Medennium, Inc.....	4200
Medflow, Inc.	4002
Medical Ministry International Canada.....	247
Medicel AG	4765
MEDICEM International	2966
Medicure Instruments	1861
Medimaging Integrated Solutions, Inc. (MiiS).....	639
MediSURG Research & Management Corp.....	619
Mediworks	4362
Med-Logics, Inc.	2537
MedOne Surgical, Inc.....	4234
Medscape NEW!	2473
Mercoframes Optical Corp.....	944



Merge Healthcare★	2669
Merrill Lynch	2250
Metrovision.....	2551
Micro Medical Devices, Inc.	637
MICROspecialties, Inc.	2818
MID Labs, Inc.	2549
Middle East Africa Council of Ophthalmology (MEACO).....	3146
Millennium Biomedical Inc. (MBI) NEW!	3474
MIRA, Inc. ★	4232
Miracles In Sight	449
Mobius Therapeutics, LLC	4465
Modernizing Medicine	4610
Montefiore Medical Center.....	4100
MORIA★	3255
MoVu NEW!	3372
MST (MicroSurgical Technology).....	2349
MTI.....	3610
Museum of Vision - Foundation of the American Academy of Ophthalmology	3436
Mynosys Cellular Devices NEW!	3373
MyVision Medical Pvt., Ltd.	1160

N

Nadia International, Inc.....	2619
National Eye Institute.....	145
NeoMedix Corporation.....	749
Network Technology Development, Ltd.....	2866
New Vision, Inc.	2766
New World Medical, Inc.....	2240
Nextech.....	4743
NextGen Healthcare	4749
Nidek, Inc. ★	1025
Noir Laser Shields ★	2815
North Carolina Eye Bank	449
Notal Vision.....	643
NovaBay Pharmaceuticals, Inc.....	4074
Nox India Corporation	1962

O

OASIS Medical, Inc. ★	2850
OcuHub NEW!	1874
Ocular Instruments, Inc. ★	1626
Ocular Surgery News★	2915
Ocular Systems	3259
Ocular Therapeutix, Inc.	4615
Oculus Surgical, Inc.	2644

Oculus, Inc. ★	2243
OCuSOFT, Inc.	1255
Ocuspecto Oy NEW!	3375
OD-OS GmbH	1965
Oertli Instrumente AG 	4925
OFCOR	4261
Ohvrem Sales Corporation NEW!	4271
Omeros Corporation	3871
OMIC - Ophthalmic Mutual Insurance Company	3432
Omni Lens Pvt., Ltd.	3070
OPHMED Co., Ltd.	2570
Ophsurin Co., Ltd.	3771
OPHTEC	4240
OphthalMed LLC	4369
Ophthalmic Instrument Co., Inc. 	2419
Ophthalmic Instruments, Inc.	3841
Ophthalmic Photographers' Society	1821
Ophthalmology Journal	1817
Ophthalmology Management	2237
Ophthalmology Times ★	2816
OPTELEC	1021
OptiCall, Inc.	738
Optikon 2000 SPA	3759
Optimed	2767
Optimetrix, Inc.	2847
Optos, Inc.	4255
OPTOTEK d.o.o.	229
Optovue, Inc.	2655
Oraya Therapeutics, Inc.	2041
ORBIS International	3058
Oxymap EHF NEW!	4275

P

P.S.T. Corp.	2062
Pacific Ophthalmic Supply	3165
Pacific Optics Electronics Co., Ltd. NEW!	2474
Pan-American Association of Ophthalmology (PAAO)	3147
Panasonic System Communications Co. of N.A.	5137
Paragon BioTeck	739
Partners In Vision	418
Patient Education Concepts	3616
Pelion Surgical ★	4335
Penn Medical Informatics Systems	4243
PersonalizeDX Labs	4270

Peschke Trade GmbH	4443
Peter D. Austin & Associates, Inc. NEW!	1774
PHAKOS	2763
Phoenix Clinical, Inc. NEW!	2873
PhysIOL sa	455
Pikeville Medical Center, Inc. NEW!	3174
Pin Guan Opticals NEW!	1875
Pine Pharmaceuticals	2968
PinPoint Optics	665
Plusoptix, Inc.	3244
Poriferous, LLC	549
Practice Flow Solutions	2918
Precision Vision, Inc.	2539
Premier Ophthalmic Services, Inc.	2861
Prescott's, Inc. ★	2449
Pricon Iscon Surgicals, Ltd.	2770
PRN Physician Recommended Nutraceuticals	4407

Q

Qingdao Seiger Industry & Trade Co., Ltd. NEW!	3075
Qioptiq, An Excelitas Technologies Company	2467
Quantel Medical 	4010
Quest Medical, Inc.	2429

R

R.E.T., Inc.	3468
Ray Vision International Corporation	1862
Regeneron Pharmaceuticals	4755
Reichert Technologies ★	4732
Rest Stop - American Academy of Ophthalmology	165, 1172
Restore Sight International NEW!	3173
RetiLab NEW!	1162
Review of Ophthalmology	848
ReVision Optics, Inc.	162
Rexxam Co., Ltd.	646
RGP	2567
Rhein Medical, Inc. ★	2514
Rica Surgical Products	765
Richmond Products, Inc.	3910
Right Medical Products, Inc.	721
Rose Micro Solutions	960, 1123, 4267, 5155
RPS Diagnostics	2617
Rumex International Co.	1049

 = Exhibitors celebrating 25 years of participation, ★ = Exhibitors with more than 25 years of participation, **Bold Text** = Ophthalmic Business Council Members.

S

S4OPTIK	721
Santen	3128
Scarf King	2068
SCHWIND eye-tech-solutions	1261
SciCan, Inc.	2265
ScienceBased Health	4059
sea-change, inc.	4233
Second Sight Medical Products, Inc.	131
See.hi.Tech Equipment Co., Ltd. NEW!	1065
Segal Optiks Pvt., Ltd. NEW!	4373
Sensor Medical Technology	1060
Sentech America NEW!	2075
Shamsi Surgical	965
Shanghai New Eyes Medical, Inc.	4071
Shanghai Xiaolai Science and Trade Co.	5039
Shire	3865
Sight Sciences, Inc. NEW!	4865
SightLife	3259
Sivantos/Siemens Hearing Aids NEW!	3272
SLACK Incorporated★	2915
Smart Vision Labs NEW!	3275
SMR Ophthalmic	737
Soderberg Instruments★	3055
Solutionreach	4263
SOLX, Inc.	4700
Sonogage, Inc.★	1018
Sonomed Escalon	3010
Sony Electronics	2527
SOOFT iLiA SpA	3067
Sophrona Solutions, Inc.	1671
Specialty Consulting Services NEW!	1974
Speedway Surgical Co.	2761
Springer	2321
SRSsoft	851
STAAR Surgical Co.★	932
Stephens Instruments★	1655, 1858
Stereo Optical Company, Inc.★	2530
Sterimedix Limited	5040
Strathspay Crown	4607
Super Optical International	3065
SURGI EDGE	5035
Surgical Eye Expeditions (SEE) International	2865
Surgical Specialties Corporation★	1721
SurgiCube International B.V.	2762
Surgilum	1161

Surgistar, Inc.	1855
Suzhou Kangjie Medical, Inc.	760
Synemed, Inc. 25	2455
Synergetics, Inc.	4737
Systeem Medical Information Systems	4467

T

Takagi Seiko Co., Ltd.	1347
TBI/Tissue Banks International	719
TearLab Corp.	3561
TearScience	4761
Tecfen Medical NEW!	1022

Technology Pavilion - American Academy of Ophthalmology4768

Tekia, Inc.	2334
TeleVox	4006

The Electronic Office - American Academy of Ophthalmology4472

The Eye Group 25	2525
The Lebanon Corporation 25	2718
Thea	1617
Thieme Medical Publishers	2221

ThromboGenics127

Tianjin Jingming New Technology Development Co., Ltd.	843
Tianjin Suowei Electronic Technology Co., Ltd.	641
Titan Medical, LLC NEW!	2675
Titan Surgical	1023
Tomey Corporation	1343
Topcon Medical Systems★	3732
Tracey Technologies	4303
TransMotion Medical	3169
Truevision Systems, Inc.	4618
TruForm Optics, Inc.	2529
TTI Medical 25	2844
Tulip Surgicals USA, Inc.	2765
Tura, Inc.	1865

U

UFSK-International OSYS, GmbH	4062
Ultimate Creations, Inc.	2168
UMI	2470
UNICOS Co., Ltd.	3471
Unilife Corporation	5058
United Sight / San Diego Eye Bank	2262
University of Tennessee Physician Executive MBA Program	649

US IOL, Inc.★ 1655, 1858
 US Ophthalmic 1967

V

Varitronics★ 4055
 VectorVision, Inc. **25** 2155
 Viewlight, LLC 3269
 Vindico Medical Education 1868
 Viscot Medical, LLC 5225
 Visiometrics, S.L. 2867
 Vision Assessment Corporation 4567
 Vision Associates 2432
 Vision Quest Surgical, Inc. 2963
 Vision Share 2532
 Vision Tiffany, Inc. 120
 Visionary Medical Supplies 3159
 VisionCare Devices, Inc. 2428
 VisionCare Ophthalmic Technologies 2461
 Visionix★ 2552
 VisionScience Software 2156
 Visual Clinic 4262
 Visunex Medical Systems **NEW!** 5061
 Vitamin Health, Inc. 1662
 Vmax Vision, Inc. 4365
 Volk Optical, Inc.★ 4045
 VRmagic, Inc. 840

W

Walcott RX Products 2161
 Walman Instrument Group★ 3055
 Wasatch Ophthalmic Instruments 2458
 Welch Allyn★ 2615
 Wells Fargo Health Advantage 2468
 Wexler Surgical 2437
 Whitebridge Financial **NEW!** 1773
 Wicab, Inc. **NEW!** 2769
 Wills Eye Hospital 4207
 Wilson Ophthalmic Corp./Hilco 3344
 WinFame USA, Inc. 1771
 Wolters Kluwer★ 1819
 World Glaucoma Association 2121
 World Ophthalmology Congress (WOC) 3045
 Wuhan Strong Electronics Co., Ltd. 1961
 Wuxi KangMing Medical Device Co., Ltd. 3671

Y

Yodle 2061

Z

Zabby's 2059
 ZeaVision 947
Zeiss★ **2621**
 Ziemer Ophthalmics 955
 Zoomax Technology Co., Ltd. **NEW!** 2574
 ZyDoc Transcription 5057

AAO 2015 FLOOR PLAN

Exhibition

Level 2, Halls ABC

Saturday – Monday: 9:00 AM – 5:00 PM

Tuesday: 9:00 AM – 1:00 PM

Find Your Way

Exhibitor Locator Booth, Hall B, Booth 2612

Friendly staff members will guide you through the Virtual Exhibition where you can search for specific exhibitors by booth, company name, product categories, medical specialties, common equipment terms and basic ophthalmic conditions.

Visit the Virtual Exhibition online at www.aao.org/exhibition.

New Exhibitor Pavilion

Discover the newest companies participating in the AAO 2015 Exhibition, highlighted in green on the floor plan.

Access Wi-Fi

- Rest Stops, Hall A, Booths 165 and 1172
- Breakfast With the Experts area, Level 1, Hall G
- Lobby areas
- Course rooms

Connect with Colleagues

- Rest Stops, Hall A, Booths 165 and 1172
- Academy Resource Center, Hall B, Booth 2632
- Learning Lounge, Hall A, Booth 221

Engage With Technology Experts

- Technology Pavilion, Hall C, Booth 4768
- The Electronic Office - IHE Eye Care, Hall C, Booth 4472
- Tech Bar, Rest Stop, Hall A, 1172

View the complete Meeting Directory on page 2.

Visionary Diagnostic Solutions

Next Generation OCT and OCT Angiography

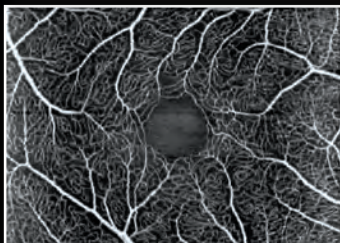

For 25 years, Heidelberg Engineering has been providing solutions to diagnostic challenges in ophthalmology. Our visionary approach brings together clinical, scientific and technological expertise to set the standard in diagnostic imaging.

OCT2 is a next generation OCT module for the SPECTRALIS platform, offering enhanced image quality and the faster scan speed needed for advanced imaging technologies such as OCT angiography.

Experience it at AAO - Booth #4215

www.HeidelbergEngineering.com

OCT angiography is currently under development and not for sale.
303001-001 US, AE15 © Heidelberg Engineering, Inc.



25 YEARS
HEIDELBERG
ENGINEERING

Looking deeper

Exploring innovation

Shire's Vision for Ophthalmics

At Shire, we're a leading biotech with a global track record for our work in rare diseases and specialty conditions.

Now we're expanding our vision and bringing the same commitment to ophthalmics. Pursuing the promise of new therapies in ophthalmics to address patients' unmet needs.

Just watch.

Visit **Shire-Eyes.com**

